

DO NOT SCALE
FROM THIS PRINT

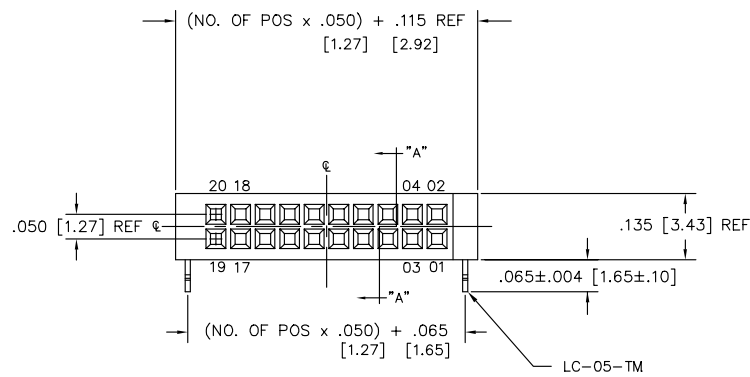
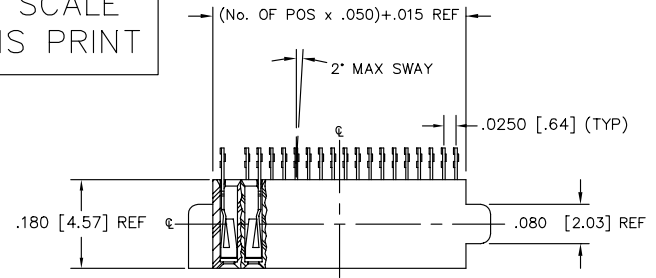


FIG. 1
SFMH-120-02-XX-D-LC SHOWN

- NOTES:
1. MIN. PUSHOUT FORCE: .5 lb.
 2. COPLANARITY: .004" MAX.
 3. (C) REPRESENTS CRITICAL DIMENSION FOR STATISTICAL PROCESS CONTROL.
 4. FOR -L PLATING STYLE, USE CONTACTS (C-108-G AND C-109-G), FOR -F PLATING STYLE USE CONTACTS (C-108-FG AND C-109-FG).

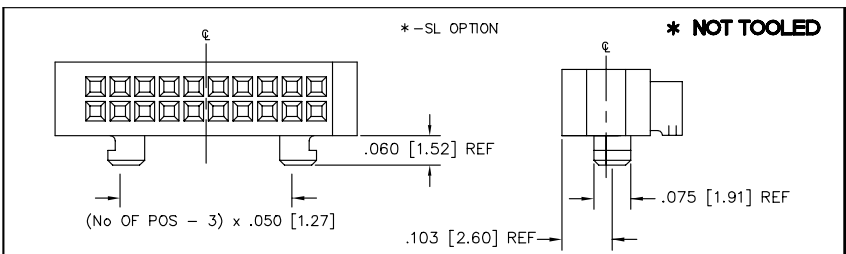


FIG. 2
(DIFFERENT AS SHOWN, OTHERWISE SAME AS FIGURE 1)

SFMH-1XX-XX-XX-D-XX-XX

No. OF POSITIONS PER ROW
-05 THRU -50

LEAD STYLE
-02

PLATING SPECIFICATION

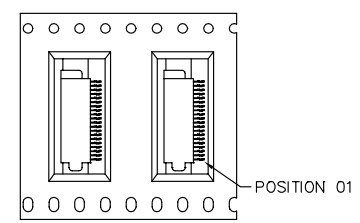
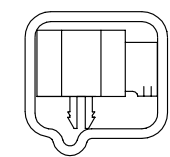
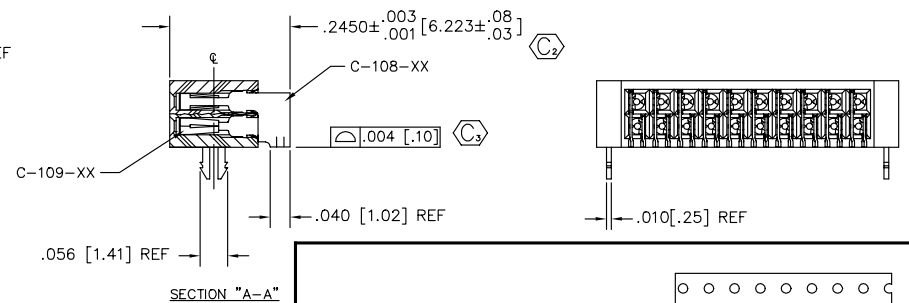
- L: LIGHT SELECTIVE GOLD: (SEE NOTE 4)
.000010 MIN. GOLD OVER .000050 MIN. NICKEL IN CONTACT AREA, .000003 MIN. GOLD OVER .000050 MIN. NICKEL ON REMAINDER
- F: FLASH SELECTIVE GOLD: (SEE NOTE 4)
.000003 MIN. GOLD OVER .000050 MIN. NICKEL ON ENTIRE CONTACT
- LM: LIGHT SELECTIVE GOLD, MATTE TIN ON TAIL:
.000010 MIN. GOLD OVER .000050 MIN. NICKEL IN CONTACT AREA, .000075 MIN. MATTE TIN ON REMAINDER OVER .000050 MIN. NICKEL ON REMAINDER.
- FM: FLASH SELECTIVE GOLD, MATTE TIN TAIL:
.000003 MIN. GOLD OVER .000050 MIN. NICKEL IN CONTACT AREA, .000075 MIN. MATTE TIN ON REMAINDER OVER .000050 NICKEL ON REMAINDER

OPTIONS
-TR: TAPE & REEL

OPTIONS
-LC: LOCKING CLIP (SEE FIG. 1)
(USE TWO LC-05-TM CLIPS & SFMH-XX-D)
*-SL: SOLDER LOCK (SEE FIG. 2)
(USE SFMH-XX-D-SL)
(10 POSITION MINIMUM)

BODY SPECIFICATION
-D: DOUBLE ROW
(USE SFMH-XX-D)

* NOT TOOLED



MATERIAL:
BODY:
VECTRA E130
COLOR: BLACK
CONTACTS:
PHOS BRONZE

EXISPROD\ASSEMBLY\050
SFMH-ASM

samtec

520 PARK EAST BLVD. NEW ALBANY, INDIANA 47150
PHONE (812) 944-6733 P.O. BOX 1147
CODE 55322

MADE BY: BRATCHER 9-23-97
SFMH-1XX-XX-XX-D-XX-XX
SHEET 1 OF 1

PROPRIETARY NOTE
THIS DOCUMENT CONTAINS INFORMATION CONFIDENTIAL AND PROPRIETARY TO SAMTEC INC. AND SHALL NOT BE REPRODUCED OR TRANSFERRED TO OTHER DOCUMENTS OR DISCLOSED TO OTHERS OR USED FOR ANY PURPOSE, OTHER THAN THAT FOR WHICH IT WAS OBTAINED WITHOUT THE EXPRESSED WRITTEN CONSENT OF SAMTEC INC.