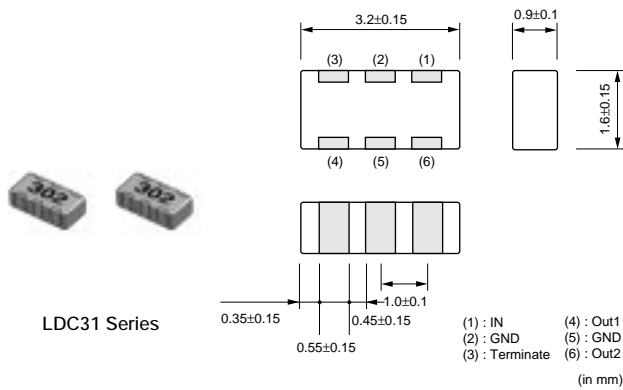
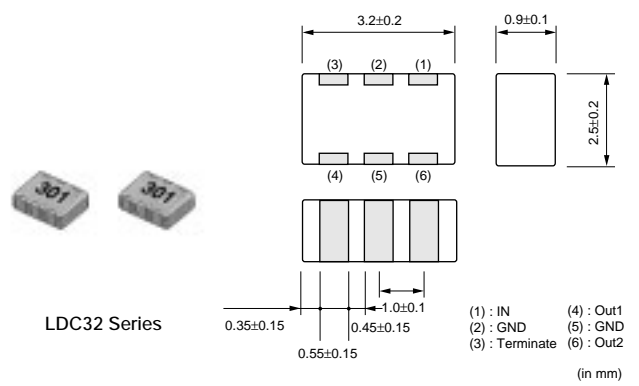


Chip Multilayer Hybrid Couplers

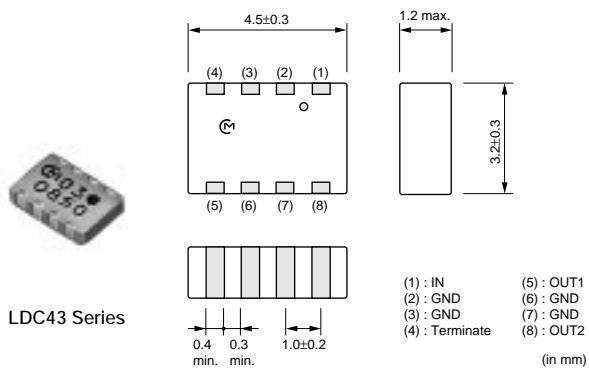
3dB Hybrid



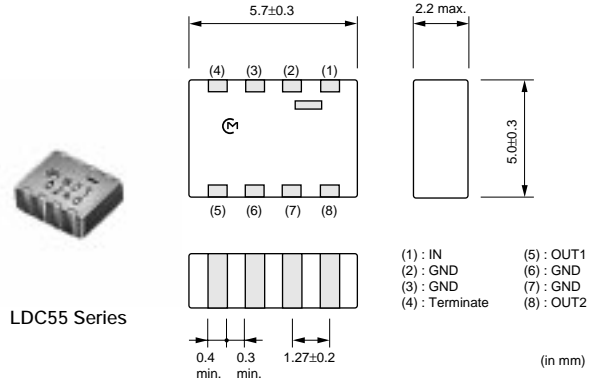
LDC31 Series



LDC32 Series



LDC43 Series



LDC55 Series

Part Number	Frequency Range (MHz)	Insertion Loss (dB)	Amplitude Balance (max.) (dB)	Phase Deviation (°)	Isolation (min.) (dB)	VSWR (max.)	Power Capacity (W)
LDC311G6003B-601	1500 to 1700	3.3 ±0.5dB	1.0	90 ±3.0°	20.0	1.5	3 max. (50ohm Load)
LDC32900M03B-703	800 to 1000	3.3 ±0.5dB	1.0	90 ±3.0°	20.0	1.5	3 max. (50ohm Load)
LDC43850M03B-401	750 to 950	3.0 +0.6/-0.2dB	0.8	90 ±3.0°	20.0	1.4	3 max. (50ohm Load)
LDC55250M03B-200	220 to 280	3.0 +0.6/-0.2dB	0.8	90 ±3.0°	20.0	1.4	3 max. (50ohm Load)

Characteristic Impedance: 50ohm Operating Temperature Range: -25°C to +85°C