

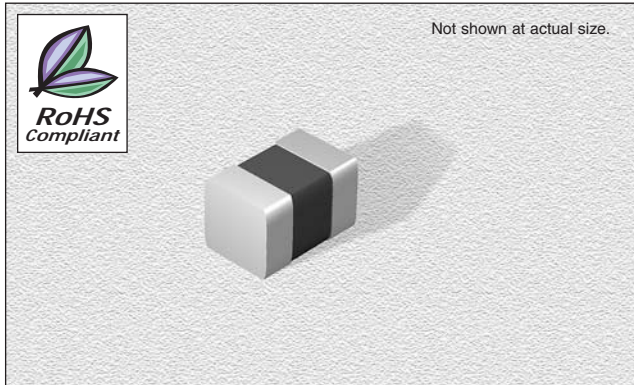
CTML0603F Series

From .047 μH to 33 μH

SPECIFICATIONS

Please specify tolerance code when ordering.
CTML0603-R047_ ← K = $\pm 10\%$, M = $\pm 20\%$

ENGINEERING KIT #17



CHARACTERISTICS

Description: Ferrite core, multi-layer chip inductor. Magnetic shielded.

Applications: LC resonant circuits such as oscillator and signal generators, RF filters, disk drives, audio and video equipment, TV, radio and telecommunication equipment

Operating Temperature: -55°C to +125°C

Inductance Tolerance: $\pm 10\%$ & $\pm 20\%$

Testing: Inductance and Q are tested on an HP4286A at specified frequency

Packaging: Tape & Reel

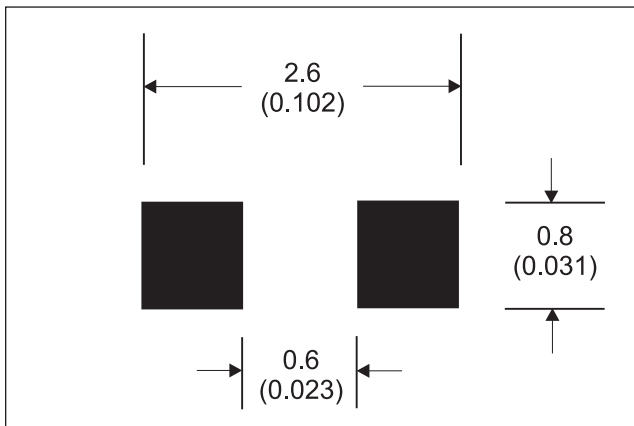
Marking: Reels marked with inductance code and tolerance

Miscellaneous: RoHS Compliant

Additional Information: Additional electrical & physical information available upon request

Samples available. See website for ordering information.

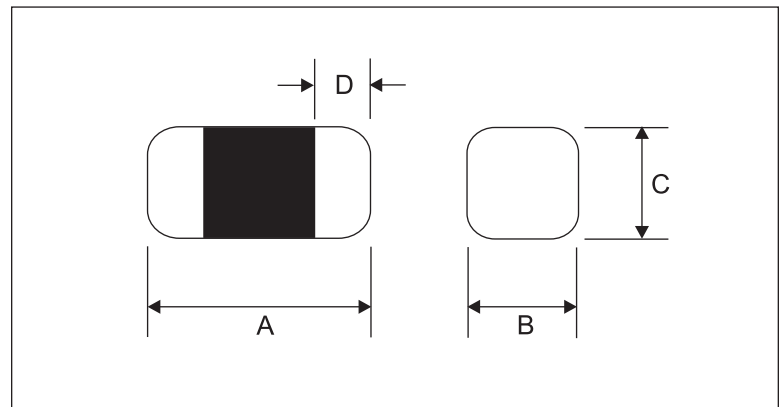
PAD LAYOUT



Part Number	Inductance (μH)	L Test Freq. (MHz)	Q Factor Min.	Q Test Freq. (MHz)	SRF Min. (MHz)	DCR Max. (Ω)	Rated DC (mA)
CTML0603F-R047_	.047	50	10	50	260	.30	50
CTML0603F-R068_	.068	50	10	50	250	.30	50
CTML0603F-R082_	.082	50	10	50	245	.30	50
CTML0603F-R10_	.10	25	15	25	240	.50	50
CTML0603F-R12_	.12	25	15	25	205	.50	50
CTML0603F-R15_	.15	25	15	25	180	.60	50
CTML0603F-R18_	.18	25	15	25	165	.60	50
CTML0603F-R22_	.22	25	15	25	150	.80	50
CTML0603F-R27_	.27	25	15	25	136	.80	50
CTML0603F-R33_	.33	25	15	25	125	.85	35
CTML0603F-R39_	.39	25	15	25	110	1.0	35
CTML0603F-R47_	.47	25	15	25	105	1.3	35
CTML0603F-R56_	.56	25	15	25	95	1.5	35
CTML0603F-R68_	.68	25	15	25	90	1.7	35
CTML0603F-R82_	.82	25	15	25	85	2.1	35
CTML0603F-1R0_	1.0	10	35	10	75	.60	25
CTML0603F-1R2_	1.2	10	35	10	65	.80	25
CTML0603F-1R5_	1.5	10	35	10	60	.80	25
CTML0603F-1R8_	1.8	10	35	10	55	.95	25
CTML0603F-2R2_	2.2	10	35	10	50	1.1	15
CTML0603F-2R7_	2.7	10	35	10	45	1.3	15
CTML0603F-3R3_	3.3	10	35	10	40	1.5	15
CTML0603F-3R9_	3.9	10	35	10	35	1.7	15
CTML0603F-4R7_	4.7	10	35	10	33	2.1	15
CTML0603F-5R6_	5.6	4	35	4	22	1.5	5
CTML0603F-6R8_	6.8	4	35	4	20	1.7	5
CTML0603F-8R2_	8.2	4	35	4	18	2.1	5
CTML0603F-100_	10	2	30	2	17	1.8	3
CTML0603F-120_	12	2	30	2	15	2.1	3
CTML0603F-150_	15	1	20	1	14	1.7	1
CTML0603F-180_	18	1	20	1	13	1.8	1
CTML0603F-220_	22	1	20	1	11	2.1	1
CTML0603F-270_	27	1	20	1	10	2.7	1
CTML0603F-330_	33	1	20	1	9	2.9	1

PHYSICAL DIMENSIONS

Size	A	B	C	D
mm	1.6 \pm 0.15	0.8 \pm 0.15	0.8 \pm 0.15	0.3 \pm 0.2
inches	0.06 \pm 0.006	0.03 \pm 0.006	0.03 \pm 0.006	0.01 \pm 0.008



04.29.09