

SERIES 47A
Miniature Rocker and Paddle
Switches

FEATURES

- Save Space and Weight
- SPDT, DPDT, 3PDT and 4PDT Circuitry
- Choice of Actuators and Terminations
- UL Recognized



MODELS In inches (and millimeters)

MODEL NO.	SWITCH POSITION		
SP1	ON	NONE	ON
SP2	ON	NONE	(ON)
SP3	ON	OFF	ON
SP4	(ON)	OFF	(ON)
SP5	ON	OFF	(ON)
TERM. COMM.	2-3	OPEN	2-1

()=MOMENTARY
 02COMM.

SPDT

MODEL NO.	SWITCH POSITION		
DP1	ON	NONE	ON
DP2	ON	NONE	(ON)
DP3	ON	OFF	ON
DP4	(ON)	OFF	(ON)
DP5	ON	OFF	(ON)
TERM. COMM.	2-3,5-6	OPEN	2-1,5-4

()=MOMENTARY
 02COMM. 05COMM.

DPDT

MODEL NO.	SWITCH POSITION		
3P1	ON	NONE	ON
3P2	ON	NONE	(ON)
3P3	ON	OFF	ON
3P4	(ON)	OFF	(ON)
3P5	ON	OFF	(ON)
TERM. COMM.	2-3,5-6	OPEN	2-1,5-4

()=MOMENTARY
 02COMM. 05COMM. 08COMM.

3PDT

Rocker and Paddle Switches

MODELS In inches (and millimeters)

4PDT

MODEL NO.	SWITCH POSITION		
4P1	ON	NONE	ON
4P2	ON	NONE	(ON)
4P3	ON	OFF	ON
4P4	(ON)	OFF	(ON)
4P5	ON	OFF	(ON)
TERM. COMM.	2-3,5-6	OPEN	2-1,5-4

()=MOMENTARY

02COMM. 05COMM. 08COMM.

1 3 4 6 7 9

SCHEMATIC

Dimensions: $\varnothing.094$ (02.39), .937 (23.80), 1.156 (29.36), .275 (6.99), .030 (0.76), .185 (4.70), .080 (2.03), .190 (4.83), .500 (12.70), .155 (3.96), .441 (11.21), .020 (0.50), .147 (3.70), .850 (11.43), .375 (9.52), .138 (3.50), .020 (0.50), .084 (2.13), .332 R. (8.43 R.), .740 (18.8), .138 (3.50), .020 (0.50), .320 (8.13), .906 (23.01), .576 NOM. (14.63), .383 (9.73), .024 (0.61), .138 (3.50), .093 (2.36), .888 (22.56), 1.174 (29.82), 1.312 (33.32), .024 (0.61), .138 (3.50), .437 (11.10).

ACTUATOR OPTIONS: For Panel Mount Only In inches (and millimeters)

R1

Dimensions: 1.156 (29.36), .365 (9.27), .275 (6.99), .937 (23.80), $\varnothing.094$ (02.39).

R2

Dimensions: 1.156 (29.36), .365 (9.27), .275 (6.99), .937 (23.80), $\varnothing.094$ (02.39), .084 (2.13), .332 R. (8.43 R.), .740 (18.8), .138 (3.50), .020 (0.50).

R3

Dimensions: 1.625 (41.27), 1.375 (34.92), .595 (15.11) ROCKER WIDTH, .505 (12.83) BRACKET WIDTH, $\varnothing.125$ (03.17) 2 PLCS., .320 (8.13), .906 (23.01), .576 NOM. (14.63), .383 (9.73), .024 (0.61), .138 (3.50).

R4

Dimensions: 1.625 (41.27), 1.375 (34.92), .595 (15.11) ROCKER WIDTH, .505 (12.83) BRACKET WIDTH, $\varnothing.125$ (03.17) 2 PLCS., .093 (2.36), .888 (22.56), 1.174 (29.82), 1.312 (33.32), .024 (0.61), .138 (3.50), .437 (11.10).

ACTUATOR OPTIONS: For Panel Rear Mount Only In inches (and millimeters)



Rocker and Paddle Switches

ACTUATOR OPTIONS: For P.C. Mount Only In inches (and millimeters)



ACTUATOR OPTIONS: For P.C. Mount Only In inches (and millimeters)

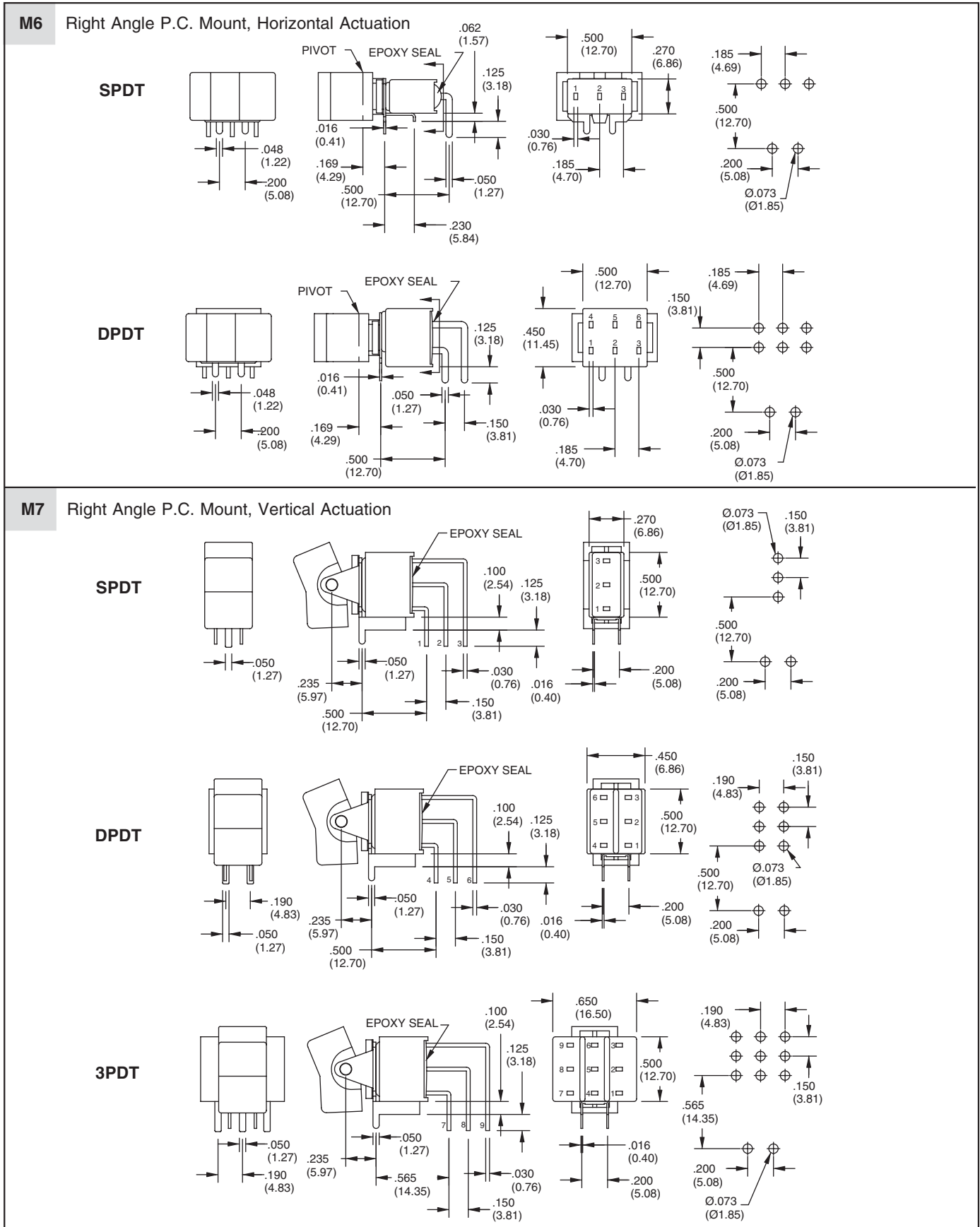


TERMINATION OPTIONS In inches (and millimeters)



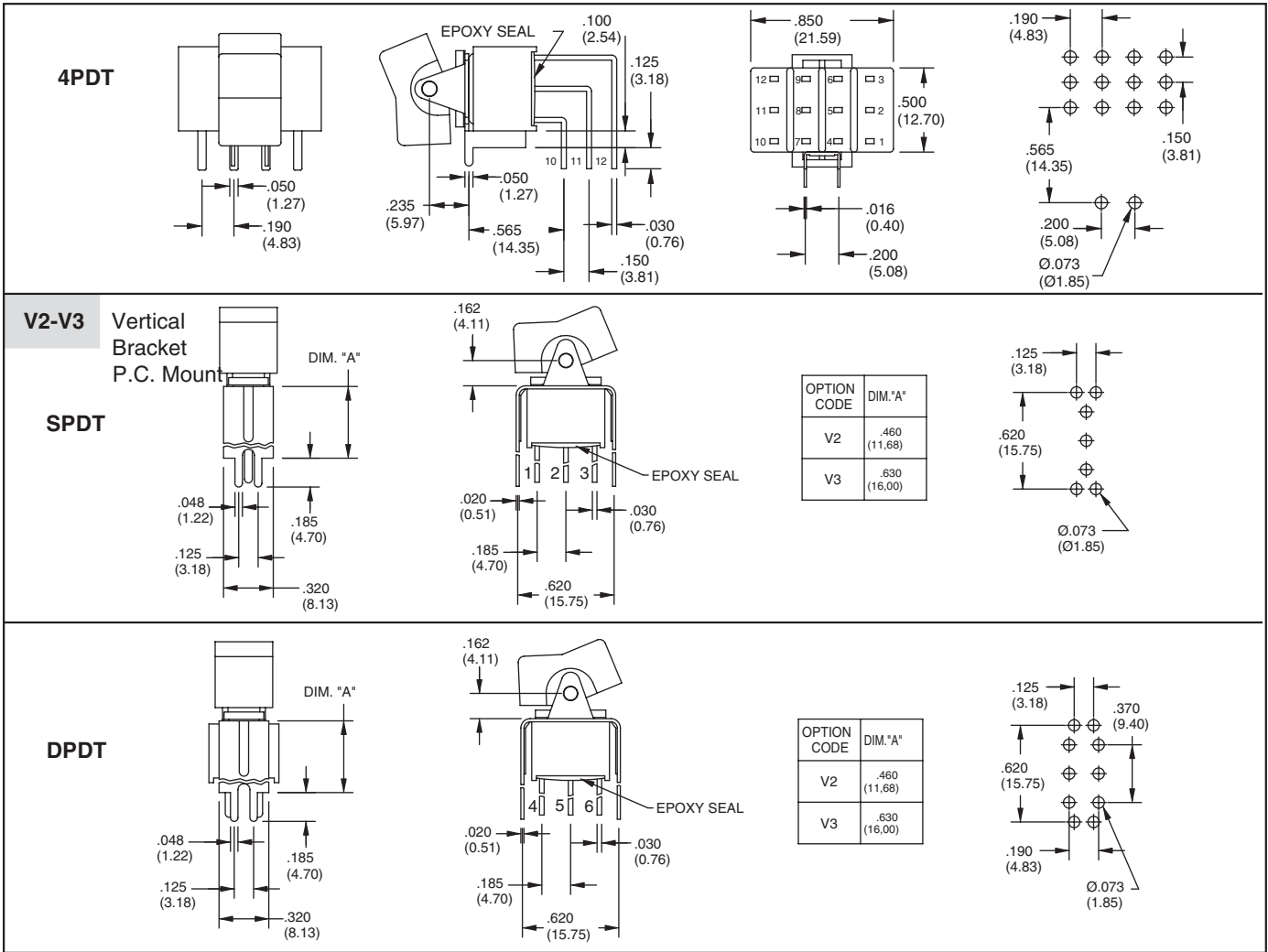
**NOTE: Solder lug terminals supplied with mounting tabs standard.
PC Mount terminals supplied without mounting tabs standard.**

TERMINATION OPTIONS In inches (and millimeters)



Rocker and Paddle Switches

TERMINATION OPTIONS In inches (and millimeters)



SPECIFICATIONS

RATINGS

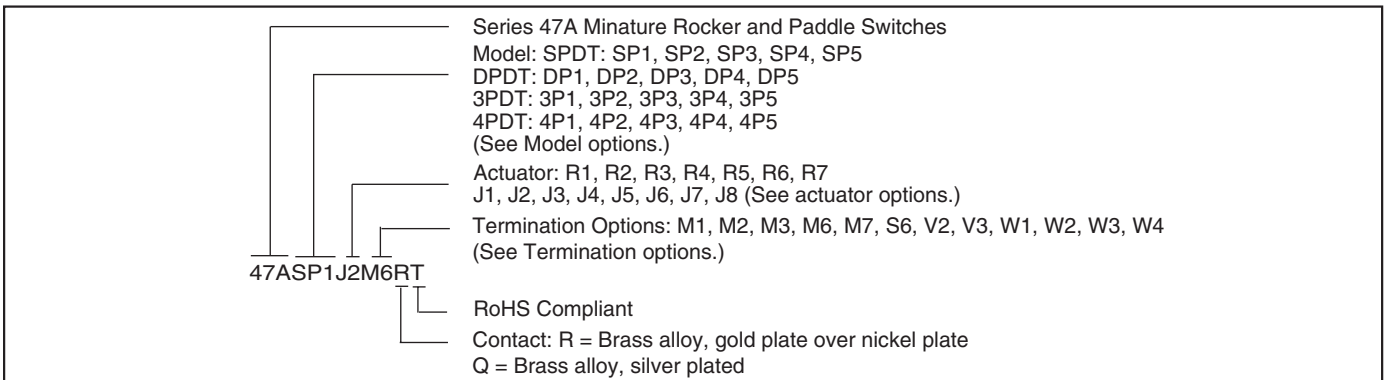
Contact Rating: Q option - 5A with resistive load @ 125 VAC or 28 VDC; 2A with resistive load @ 250 VAC. R option - 0.4 VA max @ 20 Vmax (AC or DC)
Electrical Life: 40,000 make-and-break cycles at full load

Contact Resistance: 10 milliohms max. initial @ 2-4 VDC, 100 mA
Insulation Resistance: 1,000 megaohms minimum
Dielectric Strength: 1,000 V RMS @ sea level
Operating Temperature: -30°C to 85°C
UL Recognition: File number is E35289

MATERIALS

Case: Diallyl phthalate (DAP) (UL 94V-0)
Rockers: Nylon (UL 94V-0)
Bushing: Stainless steel
Switch Support: Brass, tin-plated
Terminal/Contacts: Brass with silver or gold plate
Terminal Seal: Epoxy

ORDERING INFORMATION



Available from your local Grayhill Component Distributor. For prices and discounts, contact a local Sales Office, an authorized local Distributor or Grayhill.