



# 1.5 Amp Glass Passivated Single Phase Silicon Bridge

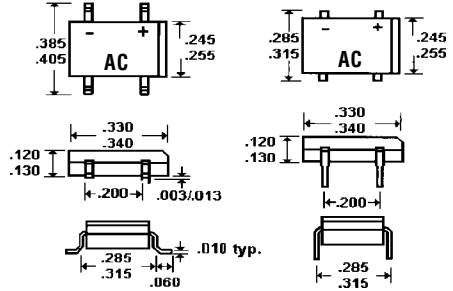
DF15005 . . . 10 Series

## Description



Add Suffix "S" for SMD.  
Example: RDF-04M"S" = 400V/1 Amp SMD part

## Mechanical Dimensions



**Mechanical Data:** Terminal Leads - Solderable per MIL Std. 202. Polarity - Molded on Case. Mounting Position - Any. Weight - 0.04 Ounces, 1 Gram.

## Features

- COMPACT SIZE
- LOW LEAKAGE CURRENT
- 50 AMP SURGE OVERLOAD RATING
- EXCEEDS ENVIRONMENTAL STANDARDS OF MIL STD. 19500
- MEETS UL SPECIFICATION 94V-0
- GLASS PASSIVATED JUNCTIONS

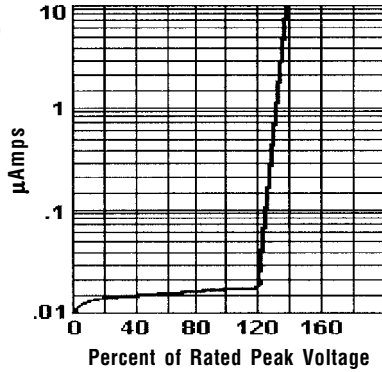
Electrical Characteristics @ 25°C.	<i>DF15005 . . . 10 Series</i>							Units
Maximum Ratings	005	01	02	04	06	08	10	
Peak Repetitive Reverse Voltage... $V_{RRM}$	50	100	200	400	600	800	1000	Volts
RMS Reverse Voltage... $V_{R(rms)}$	35	70	140	280	420	560	700	Volts
DC Blocking Voltage... $V_{DC}$	50	100	200	400	600	800	1000	Volts
Average Forward Rectified Current... $I_{F(av)}$ $T_A = 40^\circ C$	..... 1.5 .....							Amps
Non-Repetitive Peak Forward Surge Current... $I_{FSM}$ 8.3 mS Single ½ Sine Wave Imposed on Rated Load	..... 50 .....							Amps
Point Rating for Fusing...(T < 8.3 mS)	..... 5.0 .....							A <sup>2</sup> S
Forward Voltage... $V_F$ Bridge Element @ 1.0 Amp	..... 1.0 .....							Volts
DC Reverse Current... $I_R$ @ Rated DC Blocking Voltage	..... 10 .....							μA
	..... 1.0 .....							mA
Operating Temperature Range... $T_J$	..... -55 to 125 .....							°C
Storage Temperature Range... $T_{STRG}$	..... -55 to 150 .....							°C



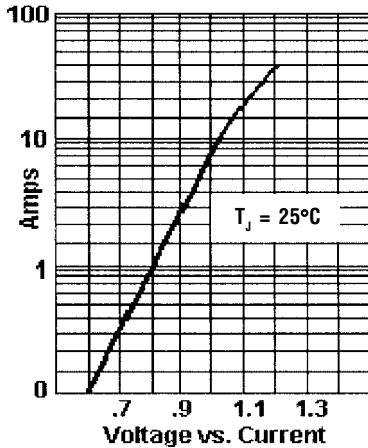
# 1.5 Amp Glass Passivated Single Phase Silicon Bridge

**DF15005 . . . 10 Series**

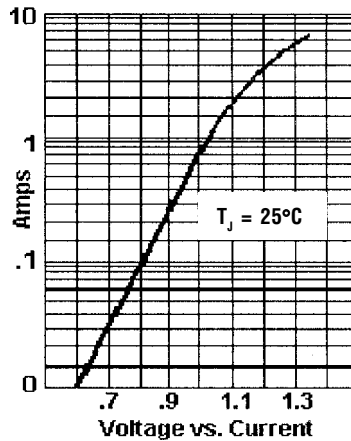
**Typical Reverse Characteristics**



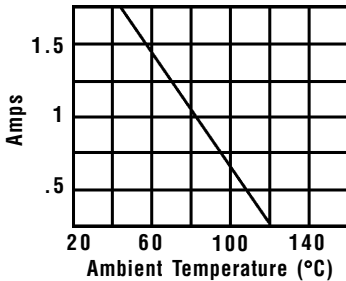
**Instantaneous Typical Forward Characteristics**



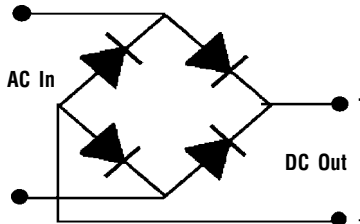
**Instantaneous Typical Forward Characteristics Per Element**



**Forward Current Derating Curve**



**Electrical Description**



Ratings at 25 Deg. C ambient temperature unless otherwise specified.

Single Phase Half Wave, 60 HZ Resistive or Inductive Load.

For Capacitive Load, Derate Current by 20%.