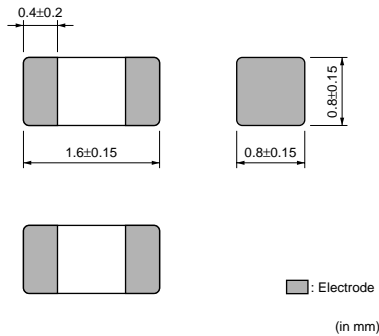


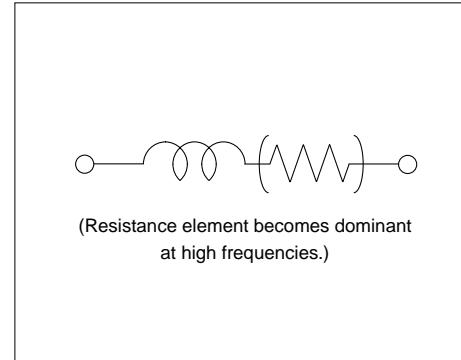
# EMIFIL® (Inductor type) Chip Ferrite Bead

## BLM18B Series (0603 Size)

### ■ Dimensions



### ■ Equivalent Circuit



### ■ Packaging

Code	Packaging	Minimum Quantity
D	180mm Paper Tape	4000
J	330mm Paper Tape	10000
B	Bulk(Bag)	1000

### ■ Rated Value (□: packaging code)

Part Number	Impedance (at 100MHz/20°C)	Impedance (at 1GHz/20°C)	Rated Current	DC Resistance	Operating Temperature Range
BLM18BD470SN1□	47ohm ±25%	-	500mA	0.30ohm max.	-55 to +125°C
BLM18BD121SN1□	120ohm ±25%	-	200mA	0.40ohm max.	-55 to +125°C
BLM18BD151SN1□	150ohm ±25%	-	200mA	0.40ohm max.	-55 to +125°C
BLM18BD221SN1□	220ohm ±25%	-	200mA	0.45ohm max.	-55 to +125°C
BLM18BD331SN1□	330ohm ±25%	-	200mA	0.50ohm max.	-55 to +125°C
BLM18BD421SN1□	420ohm ±25%	-	200mA	0.55ohm max.	-55 to +125°C
BLM18BD471SN1□	470ohm ±25%	-	200mA	0.55ohm max.	-55 to +125°C
BLM18BD601SN1□	600ohm ±25%	-	200mA	0.65ohm max.	-55 to +125°C
BLM18BD102SN1□	1000ohm ±25%	-	100mA	0.85ohm max.	-55 to +125°C
BLM18BD152SN1□	1500ohm ±25%	-	50mA	1.20ohm max.	-55 to +125°C
BLM18BD182SN1□	1800ohm ±25%	-	50mA	1.50ohm max.	-55 to +125°C
BLM18BD222SN1□	2200ohm ±25%	-	50mA	1.50ohm max.	-55 to +125°C
BLM18BD252SN1□	2500ohm ±25%	-	50mA	1.50ohm max.	-55 to +125°C
BLM18BB050SN1□	5ohm ±25%	-	700mA	0.05ohm max.	-55 to +125°C
BLM18BB100SN1□	10ohm ±25%	-	700mA	0.10ohm max.	-55 to +125°C
BLM18BB220SN1□	22ohm ±25%	-	600mA	0.20ohm max.	-55 to +125°C
BLM18BB470SN1□	47ohm ±25%	-	550mA	0.25ohm max.	-55 to +125°C
BLM18BB600SN1□	60ohm ±25%	-	550mA	0.25ohm max.	-55 to +125°C

Number of Circuits: 1

Continued on the following page.

● This data sheet is applied for CHIP FERRITE BEAD used for General Electronics equipment for your design.

### ⚠ Note:

- This datasheet is downloaded from the website of Murata Manufacturing co., Ltd. Therefore, it's specifications are subject to change or our products in it may be discontinued without advance notice. Please check with our sales representatives or product engineers before ordering.
- This datasheet has only typical specifications because there is no space for detailed specifications. Therefore, please approve our product specifications or transact the approval sheet for product specifications before ordering.

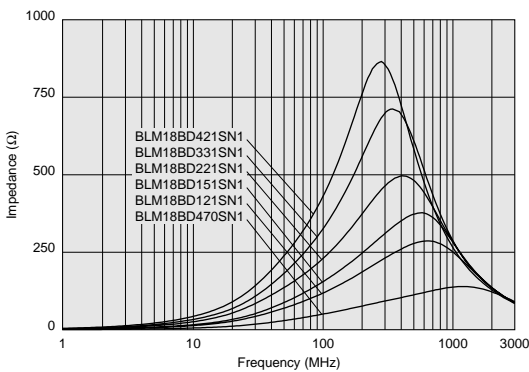
Continued from the preceding page.

Part Number	Impedance (at 100MHz/20°C)	Impedance (at 1GHz/20°C)	Rated Current	DC Resistance	Operating Temperature Range
BLM18BB750SN1□	75ohm ±25%	-	500mA	0.30ohm max.	-55 to +125°C
BLM18BB121SN1□	120ohm ±25%	-	500mA	0.30ohm max.	-55 to +125°C
BLM18BB141SN1□	140ohm ±25%	-	450mA	0.35ohm max.	-55 to +125°C
BLM18BB151SN1□	150ohm ±25%	-	450mA	0.37ohm max.	-55 to +125°C
BLM18BB221SN1□	220ohm ±25%	-	450mA	0.45ohm max.	-55 to +125°C
BLM18BB331SN1□	330ohm ±25%	-	400mA	0.58ohm max.	-55 to +125°C
BLM18BB471SN1□	470ohm ±25%	-	300mA	0.85ohm max.	-55 to +125°C
BLM18BA050SN1□	5ohm ±25%	-	500mA	0.20ohm max.	-55 to +125°C
BLM18BA100SN1□	10ohm ±25%	-	500mA	0.25ohm max.	-55 to +125°C
BLM18BA220SN1□	22ohm ±25%	-	500mA	0.35ohm max.	-55 to +125°C
BLM18BA470SN1□	47ohm ±25%	-	300mA	0.55ohm max.	-55 to +125°C
BLM18BA750SN1□	75ohm ±25%	-	300mA	0.70ohm max.	-55 to +125°C
BLM18BA121SN1□	120ohm ±25%	-	200mA	0.90ohm max.	-55 to +125°C

Number of Circuits: 1

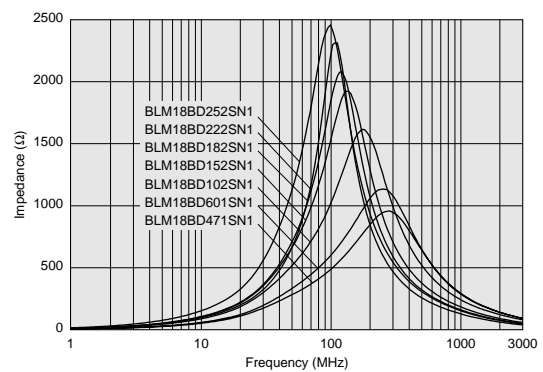
■ Impedance-Frequency Characteristics (Main Items)

BLM18BD Series (47ohm to 420ohm)



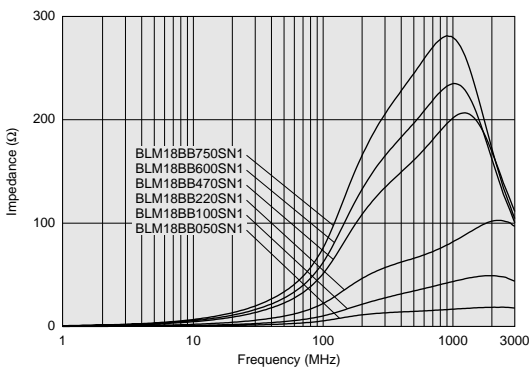
■ Impedance-Frequency Characteristics (Main Items)

BLM18BD Series (470ohm to 2500ohm)



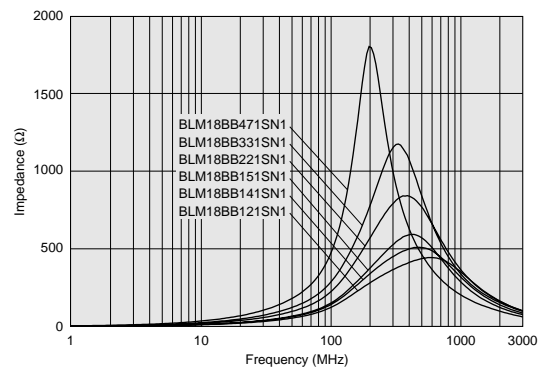
■ Impedance-Frequency Characteristics (Main Items)

BLM18BB Series (5ohm to 75ohm)



■ Impedance-Frequency Characteristics (Main Items)

BLM18BB Series (120ohm to 470ohm)



Continued on the following page. ↗

● This data sheet is applied for CHIP FERRITE BEAD used for General Electronics equipment for your design.

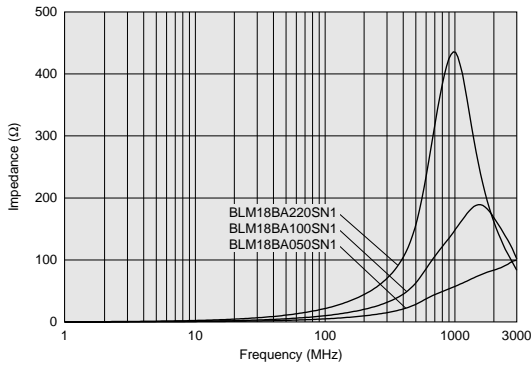
⚠ Note:

1. This datasheet is downloaded from the website of Murata Manufacturing co., Ltd. Therefore, it's specifications are subject to change or our products in it may be discontinued without advance notice. Please check with our sales representatives or product engineers before ordering.
2. This datasheet has only typical specifications because there is no space for detailed specifications. Therefore, please approve our product specifications or transact the approval sheet for product specifications before ordering.

Continued from the preceding page.

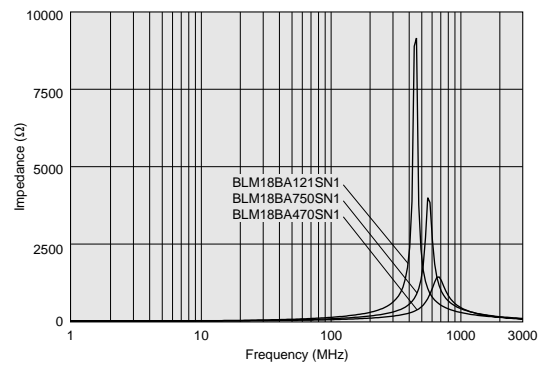
■ Impedance-Frequency Characteristics (Main Items)

**BLM18BA Series (5ohm to 22ohm)**



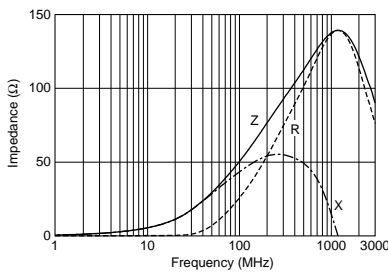
■ Impedance-Frequency Characteristics (Main Items)

**BLM18BA Series (47ohm to 120ohm)**



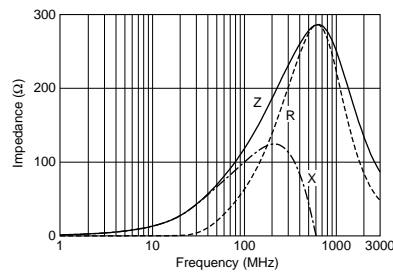
■ Impedance-Frequency Characteristics

**BLM18BD470SN1**



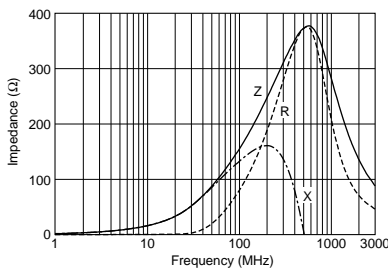
■ Impedance-Frequency Characteristics

**BLM18BD121SN1**



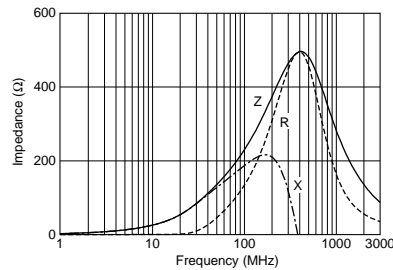
■ Impedance-Frequency Characteristics

**BLM18BD151SN1**



■ Impedance-Frequency Characteristics

**BLM18BD221SN1**



Continued on the following page. ↗

● This data sheet is applied for CHIP FERRITE BEAD used for General Electronics equipment for your design.

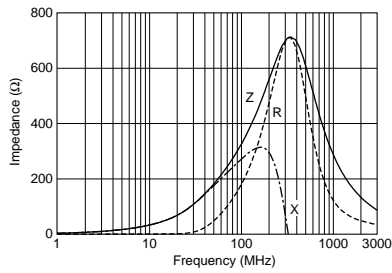
⚠ **Note:**

1. This datasheet is downloaded from the website of Murata Manufacturing co., Ltd. Therefore, it's specifications are subject to change or our products in it may be discontinued without advance notice. Please check with our sales representatives or product engineers before ordering.
2. This datasheet has only typical specifications because there is no space for detailed specifications. Therefore, please approve our product specifications or transact the approval sheet for product specifications before ordering.

Continued from the preceding page.

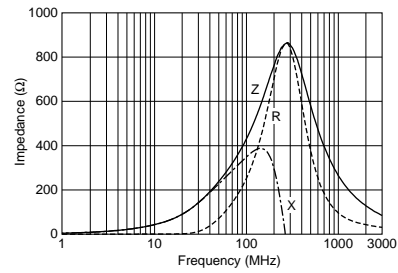
### Impedance-Frequency Characteristics

**BLM18BD331SN1**



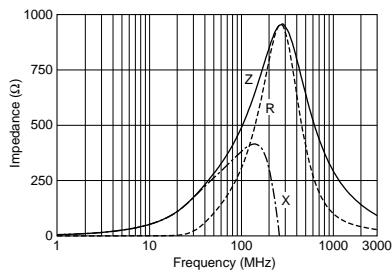
### Impedance-Frequency Characteristics

**BLM18BD421SN1**



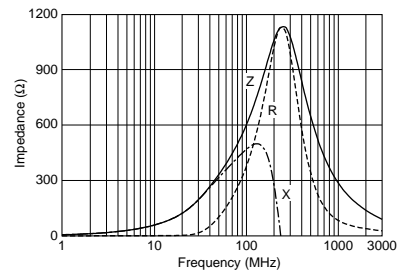
### Impedance-Frequency Characteristics

**BLM18BD471SN1**



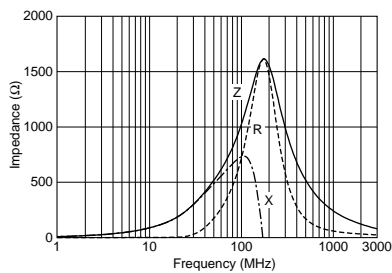
### Impedance-Frequency Characteristics

**BLM18BD601SN1**



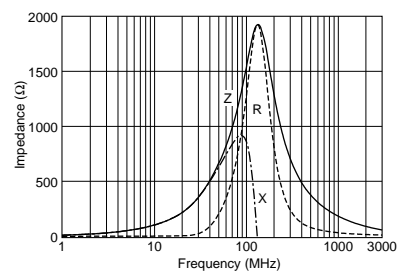
### Impedance-Frequency Characteristics


**BLM18BD102SN1**



### Impedance-Frequency Characteristics

**BLM18BD152SN1**



Continued on the following page. 

● This data sheet is applied for CHIP FERRITE BEAD used for General Electronics equipment for your design.

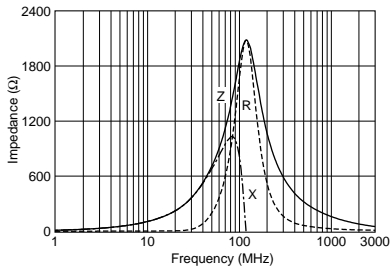
#### Note:

1. This datasheet is downloaded from the website of Murata Manufacturing co., Ltd. Therefore, it's specifications are subject to change or our products in it may be discontinued without advance notice. Please check with our sales representatives or product engineers before ordering.
2. This datasheet has only typical specifications because there is no space for detailed specifications. Therefore, please approve our product specifications or transact the approval sheet for product specifications before ordering.

Continued from the preceding page.

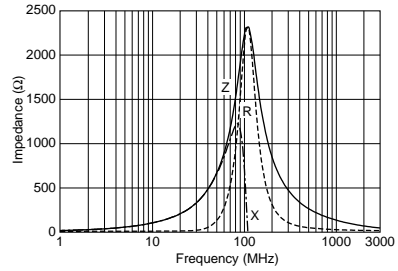
■ Impedance-Frequency Characteristics

**BLM18BD182SN1**



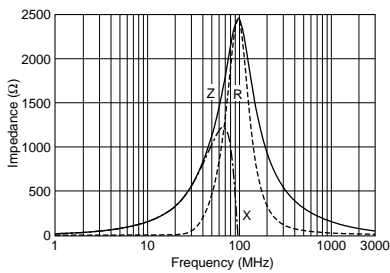
■ Impedance-Frequency Characteristics

**BLM18BD222SN1**



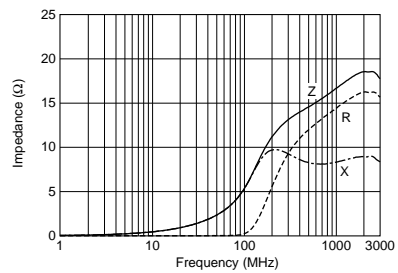
■ Impedance-Frequency Characteristics

**BLM18BD252SN1**



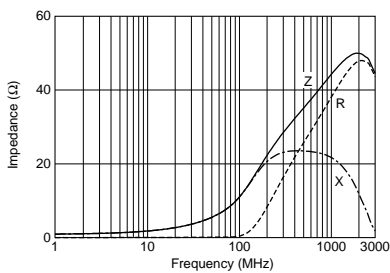
■ Impedance-Frequency Characteristics

**BLM18BB050SN1**



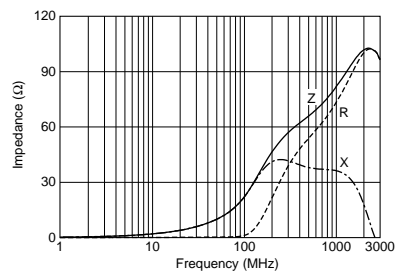
■ Impedance-Frequency Characteristics

**BLM18BB100SN1**



■ Impedance-Frequency Characteristics

**BLM18BB220SN1**



Continued on the following page. ↗

● This data sheet is applied for CHIP FERRITE BEAD used for General Electronics equipment for your design.

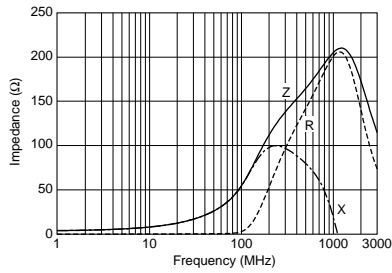
⚠ **Note:**

1. This datasheet is downloaded from the website of Murata Manufacturing co., ltd. Therefore, it's specifications are subject to change or our products in it may be discontinued without advance notice. Please check with our sales representatives or product engineers before ordering.
2. This datasheet has only typical specifications because there is no space for detailed specifications. Therefore, please approve our product specifications or transact the approval sheet for product specifications before ordering.

Continued from the preceding page.

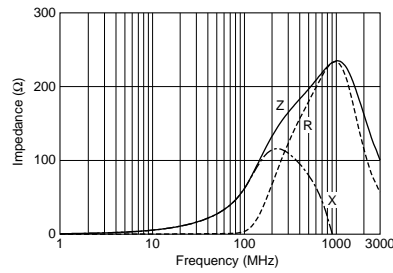
■ Impedance-Frequency Characteristics

**BLM18BB470SN1**



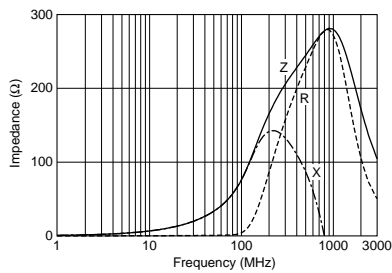
■ Impedance-Frequency Characteristics

**BLM18BB600SN1**



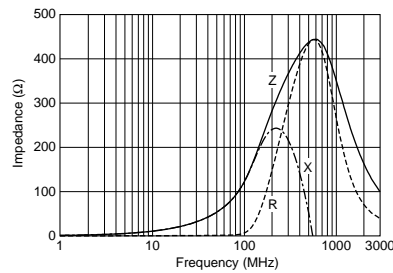
■ Impedance-Frequency Characteristics

**BLM18BB750SN1**



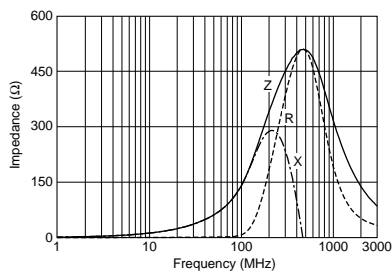
■ Impedance-Frequency Characteristics

**BLM18BB121SN1**



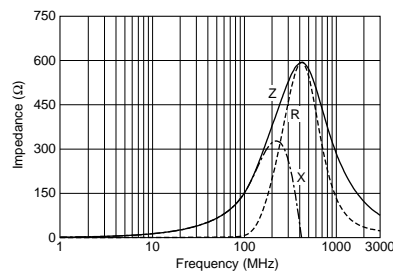
■ Impedance-Frequency Characteristics

**BLM18BB141SN1**



■ Impedance-Frequency Characteristics

**BLM18BB151SN1**



Continued on the following page. ↗

● This data sheet is applied for CHIP FERRITE BEAD used for General Electronics equipment for your design.

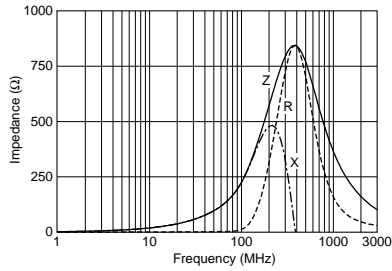
⚠ **Note:**

1. This datasheet is downloaded from the website of Murata Manufacturing co., ltd. Therefore, it's specifications are subject to change or our products in it may be discontinued without advance notice. Please check with our sales representatives or product engineers before ordering.
2. This datasheet has only typical specifications because there is no space for detailed specifications. Therefore, please approve our product specifications or transact the approval sheet for product specifications before ordering.

Continued from the preceding page.

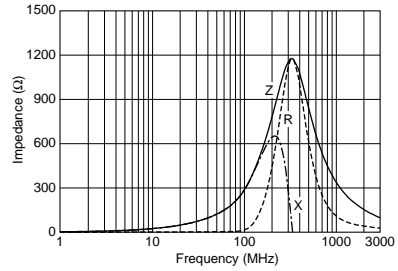
■ Impedance-Frequency Characteristics

BLM18BB221SN1



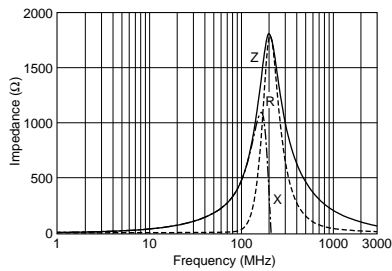
■ Impedance-Frequency Characteristics

BLM18BB331SN1



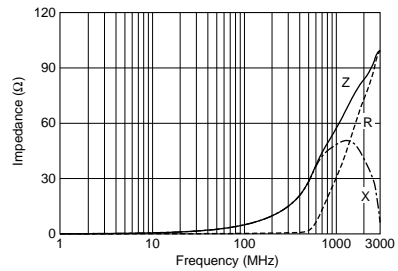
■ Impedance-Frequency Characteristics

BLM18BB471SN1



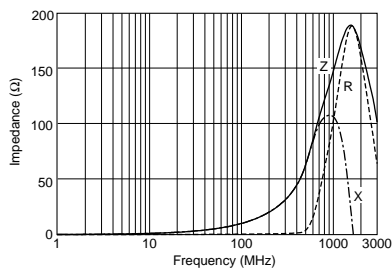
■ Impedance-Frequency Characteristics

BLM18BA050SN1



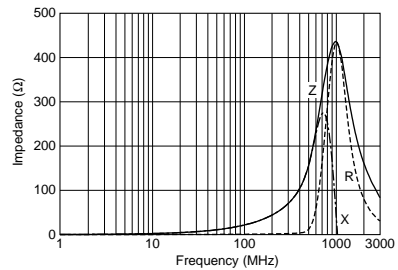
■ Impedance-Frequency Characteristics

BLM18BA100SN1



■ Impedance-Frequency Characteristics

BLM18BA220SN1



Continued on the following page. ↗

● This data sheet is applied for CHIP FERRITE BEAD used for General Electronics equipment for your design.

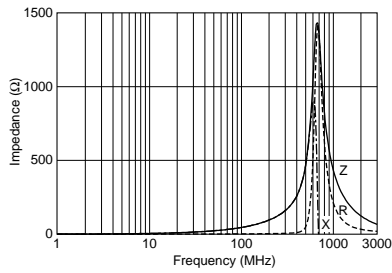
⚠ Note:

1. This datasheet is downloaded from the website of Murata Manufacturing co., ltd. Therefore, it's specifications are subject to change or our products in it may be discontinued without advance notice. Please check with our sales representatives or product engineers before ordering.
2. This datasheet has only typical specifications because there is no space for detailed specifications. Therefore, please approve our product specifications or transact the approval sheet for product specifications before ordering.

Continued from the preceding page.

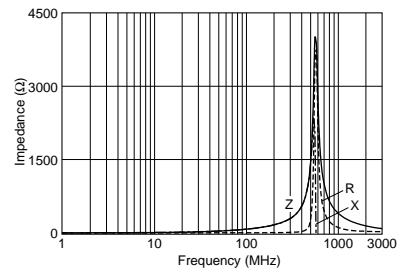
### ■ Impedance-Frequency Characteristics

**BLM18BA470SN1**



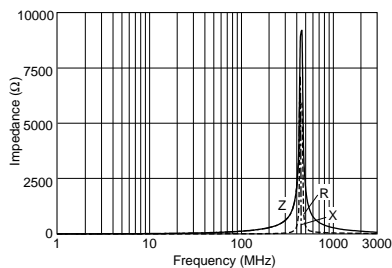
### ■ Impedance-Frequency Characteristics

**BLM18BA750SN1**



### ■ Impedance-Frequency Characteristics

**BLM18BA121SN1**



### ■ ⚠ Caution/Notice

#### ⚠ Caution (Rating)

Do not use products beyond the rated current as this may create excessive heat and deteriorate the insulation resistance.

#### Notice

Solderability of Tin plating termination chip might be deteriorated when low temperature soldering profile where peak solder temperature is below the Tin melting point is used. Please confirm the solderability of Tin plating termination chip before use.

● This data sheet is applied for CHIP FERRITE BEAD used for General Electronics equipment for your design.

#### ⚠ Note:

1. This datasheet is downloaded from the website of Murata Manufacturing co., Ltd. Therefore, it's specifications are subject to change or our products in it may be discontinued without advance notice. Please check with our sales representatives or product engineers before ordering.
2. This datasheet has only typical specifications because there is no space for detailed specifications. Therefore, please approve our product specifications or transact the approval sheet for product specifications before ordering.