

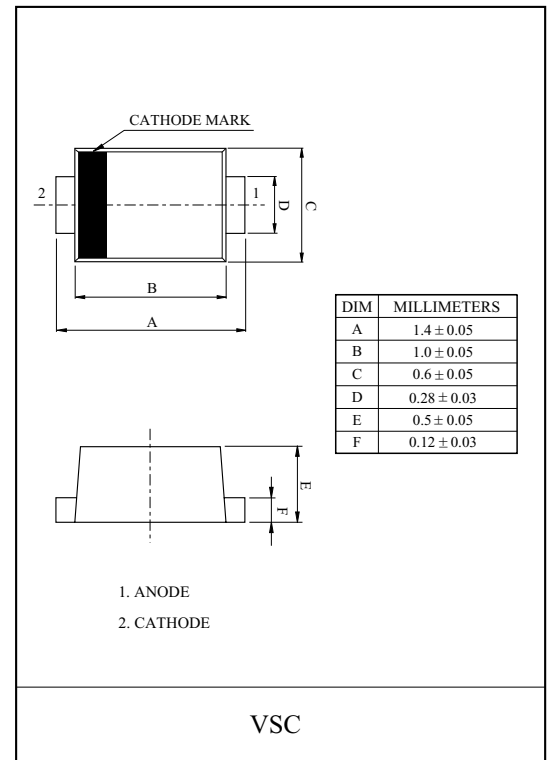
For antenna switches in mobile applications.

### FEATURES

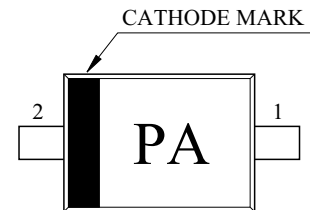
- Low Capacitance :  $C_T=0.35[\text{pF}]$  (Max.)
- Low Series resistance :  $r_s=1.3[\Omega]$  (Max.)
- Small Package : ESC

### MAXIMUM RATING (Ta=25 °C)

CHARACTERISTIC	SYMBOL	RATING	UNIT
Reverse Voltage	$V_R$	30	V
Forward Current	$I_F$	100	mA
Junction Temperature	$T_j$	150	°C
Storage Temperature Range	$T_{stg}$	-55 ~ 150	°C



### Marking



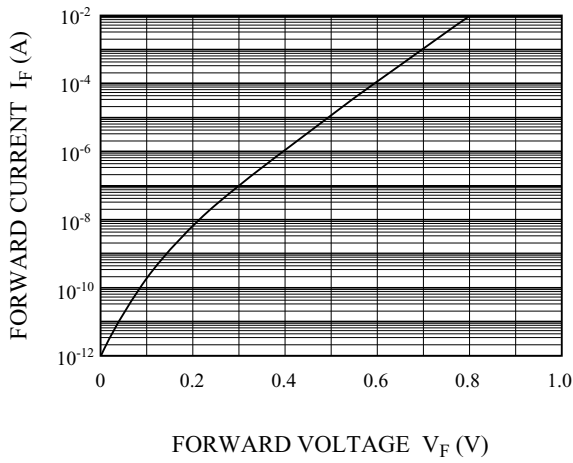
### ELECTRICAL CHARACTERISTICS (Ta=25 °C)

CHARACTERISTIC	SYMBOL	TEST CONDITION	MIN.	TYP.	MAX.	UNIT
Reverse Current	$I_R$	$V_R=30V$	-	-	0.1	$\mu\text{A}$
Forward Voltage	$V_F$	$I_F=10\text{mA}$	-	-	1.0	V
Total Capacitance	$C_T$	$V_R=1V, f=1\text{MHz}$	-	-	0.35	pF
Series Resistance	$r_s$	$I_F=10\text{mA}, f=100\text{MHz}$	-	-	1.3	$\Omega$
ESD-Capability *	-	$C=200\text{pF}, R=0\Omega$ , Both forward and reverse direction 1 pulse	100	-	-	V

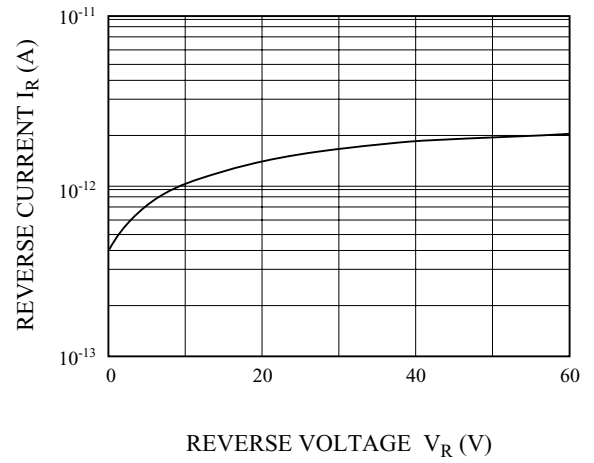
\* Failure criterion :  $I_R > 100\text{nA}$  at  $V_R = 30V$ .

# KDV142V

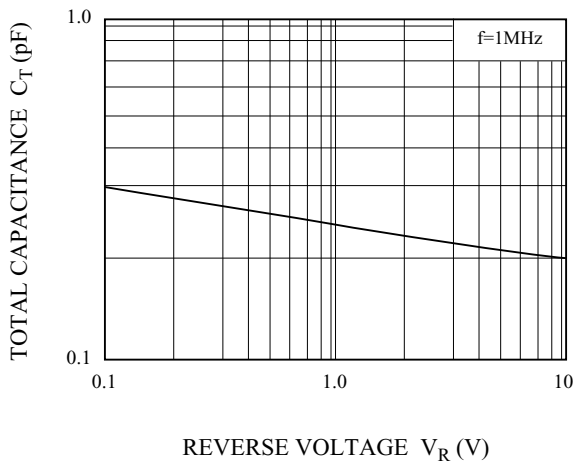
$I_F - V_F$



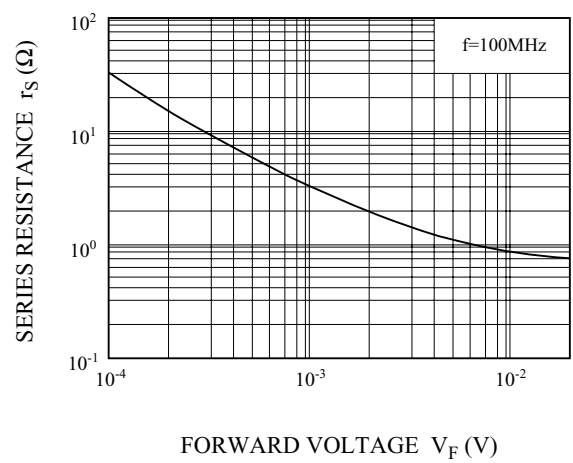
$I_R - V_R$



$C_T - V_R$



$r_s - I_F$



$r_p - V_F$

