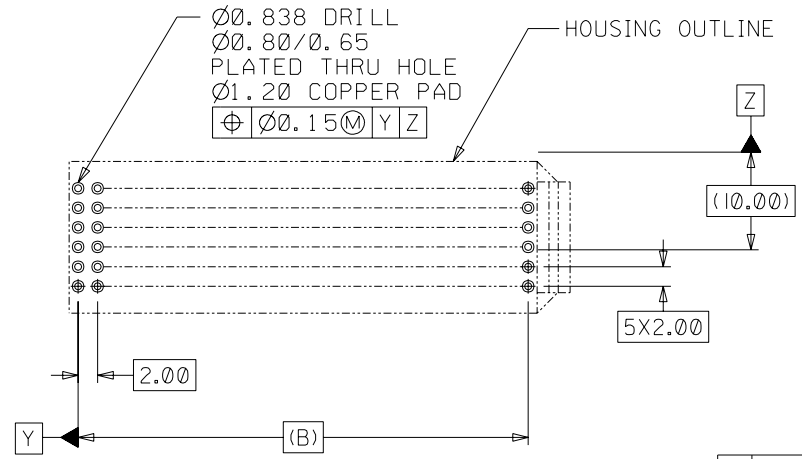
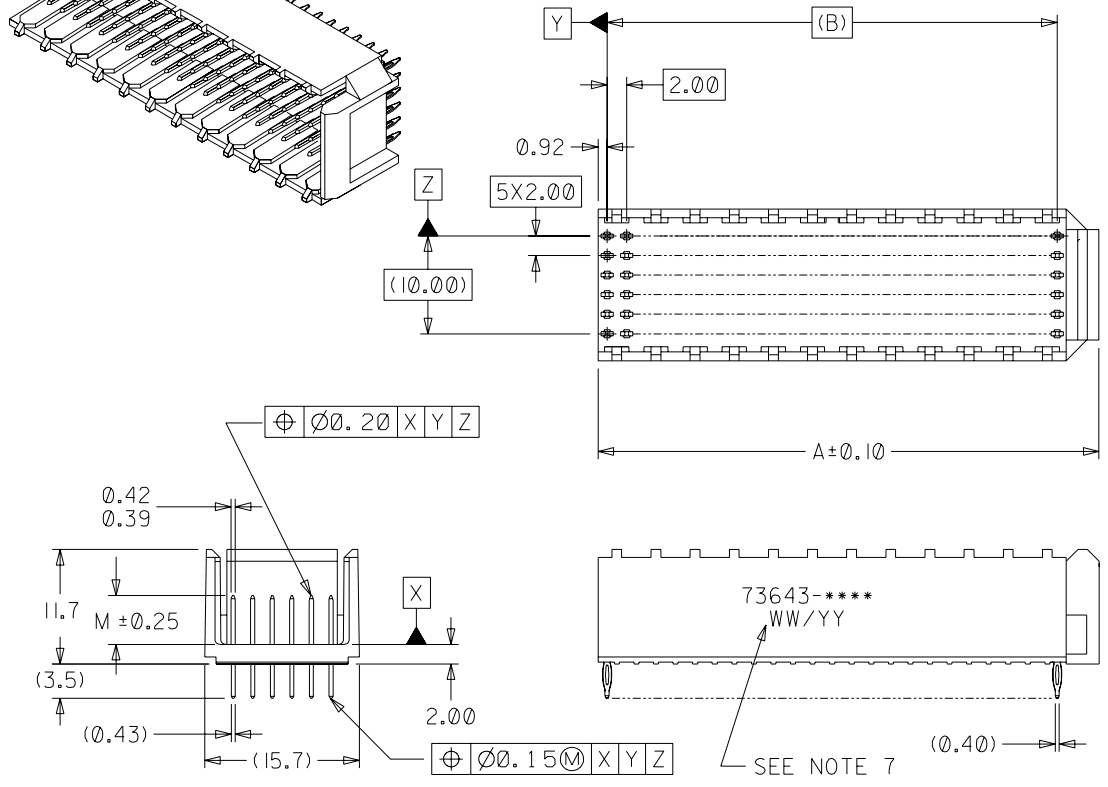
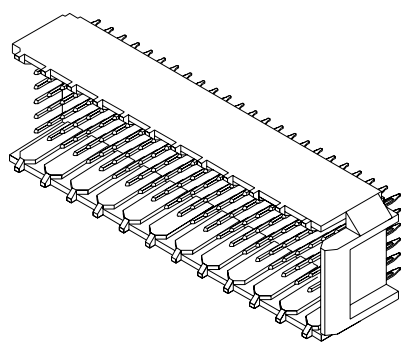


**NOTES:**

1. MATERIALS: HOUSING - LIQUID CRYSTAL POLYMER (LCP), GLASS-FILLED, UL94V-0, COLOR: BLACK, TERMINAL - PHOSPHOR BRONZE.
2. FINISHES: SELECTIVE GOLD (Au) IN CONTACT AREA, 0.00076mm MINIMUM THICKNESS; NICKEL (Ni) AND GOLD FLASH OVERALL SELECTIVE GOLD (Au) IN CONTACT AREA, 0.00076mm MINIMUM THICKNESS; SELECTIVE TIN/LEAD (Sn/Pb) IN TAIL AREA; NICKEL (Ni) OVERALL.
3. THIS PART CONFORMS TO MOLEX PRODUCT SPECIFICATION PS-73670-9999.
4. FOR MIXED CONTACT MATING LENGTHS, CONSULT FACTORY FOR AVAILABILITY.
5. DIMENSIONS ARE IN MILLIMETERS.
6. PACKAGE PER PK-70873-0818.
7. PARTS MARKED WITH PART NUMBER AND DATE CODE, ON EITHER SIDE, APPROXIMATELY WHERE SHOWN.



2	C
1	I
SH	REV

I	REVISED ECR UCP2003-2260 THOMAS 03/04/25	F	REVISED ECR UDT1999-0476 BINGHAM 98/12/21	C	REVISED PER ECR #U81357 BINGHAM 97/12/15
H	REVISED ECR UDT2000-0348 BINGHAM 99/10/12	E	REVISED ECR UDT1999-0243 BINGHAM 98/09/29	B	REVISED PER ECR #U70950 BINGHAM 97/02/14
G	REVISED ECR UDT1999-0662 BINGHAM 99/05/18	D	REVISED ECR UDT1998-0240 BINGHAM 98/05/06	A	RELEASED FOR PROD. PER ECR # U70371 BINGHAM 96/12/18
LTR.	REVISIONS	LTR.	REVISIONS	LTR.	REVISIONS

DIMENSIONS SHOWN (METRIC) INCH	
UNLESS OTHERWISE SPECIFIED TOLERANCES: ANGULAR $\pm 1/2^\circ$	
3 PLACE	$\pm$ N/A ---
2 PLACE	$\pm$ N/A $\pm 0.05$
1 PLACE	--- $\pm 0.10$
DRAFT WHERE APPLICABLE MUST REMAIN WITHIN DIMENSIONS	
DRWG. BY: JRR	CHK'D. BY: SMR
APP'D. BY: CAB	SCALE: 2 : 1

$\nabla = 0$	$\blacktriangledown = 0$	REVISE ONLY ON CAD SYSTEM
TITLE SALES ASSY, HDM BACKPLANE MODULE, END WALL OPTION		
MOLEX MOLEX INCORPORATED LITLLEILL. 60532 U.S.A.	SHEET NO. 1 OF 2	DATE 96/12/18
PART NO. SEE SHEET 2	DRWG. NO. SDA-73643-****	
FILE NAME S73643X1 DGN	THIS DRAWING CONTAINS INFORMATION THAT IS PROPRIETARY TO MOLEX INC. AND SHOULD NOT BE USED WITHOUT WRITTEN PERMISSION.	
DIV. DA	SIZE B	

MATERIAL NUMBER	NUMBER OF SIGNAL CONTACTS	PLATING	DIM "A"	DIM "B"	DIM "M"
73643-0000	72	SELECTIVE GOLD/GOLD FLASH	27.60	22.00	5.00
73643-0100	72	SELECTIVE GOLD/GOLD FLASH	27.60	22.00	5.50
73643-0200	72	SELECTIVE GOLD/GOLD FLASH	27.60	22.00	6.00
73643-1000	144	SELECTIVE GOLD/GOLD FLASH	51.60	46.00	5.00
73643-1100	144	SELECTIVE GOLD/GOLD FLASH	51.60	46.00	5.50
73643-1200	144	SELECTIVE GOLD/GOLD FLASH	51.60	46.00	6.00
73643-2000	72	SELECTIVE GOLD/SELECTIVE TIN-LEAD	27.60	22.00	5.00
73643-2100	72	SELECTIVE GOLD/SELECTIVE TIN-LEAD	27.60	22.00	5.50
73643-2200	72	SELECTIVE GOLD/SELECTIVE TIN-LEAD	27.60	22.00	6.00
73643-3000	144	SELECTIVE GOLD/SELECTIVE TIN-LEAD	51.60	46.00	5.00
73643-3100	144	SELECTIVE GOLD/SELECTIVE TIN-LEAD	51.60	46.00	5.50
73643-3200	144	SELECTIVE GOLD/SELECTIVE TIN-LEAD	51.60	46.00	6.00

DIMENSIONS SHOWN (METRIC) INCH

UNLESS OTHERWISE SPECIFIED TOLERANCES: ANGULAR = 1/2°

	INCH	METRIC
3 PLACE	± N/A	---
2 PLACE	± N/A	± 0.05
1 PLACE	---	± 0.10

DRAFT WHERE APPLICABLE MUST REMAIN WITHIN DIMENSIONS

▽ = 0 ▼ = 0 REVISE ONLY ON CAD SYSTEM

TITLE SALES ASSY, HDM BACKPLANE MODULE, END WALL OPTION

MOLEX INCORPORATED Lisle, Ill. 60532 U.S.A. SHEET NO. 2 DATE 97/12/15

PART NO. SEE CHART DRWG. NO. SDA-73643-\*\*\*\*

DRWG. BY JRR CLK'D. BY SMR APP'D. BY CAB SCALE NO:NE

THIS DRAWING CONTAINS INFORMATION THAT IS PROPRIETARY TO MOLEX INC. AND SHOULD NOT BE USED WITHOUT WRITTEN PERMISSION. DIV. DA SIZE B

LTR. REVISIONS LTR. REVISIONS

C SEE SHEET 1