

Customer Information Sheet

DRAWING No.: M80-412XXXXP

SHEET 2 OF 2

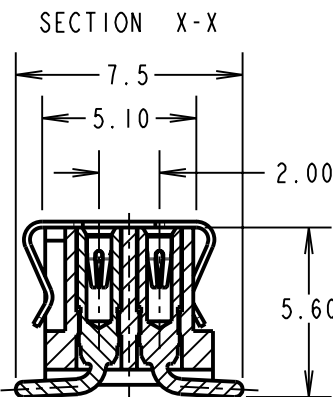
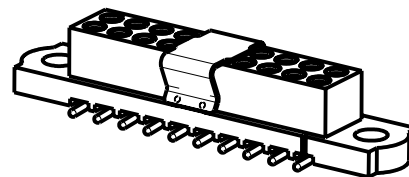
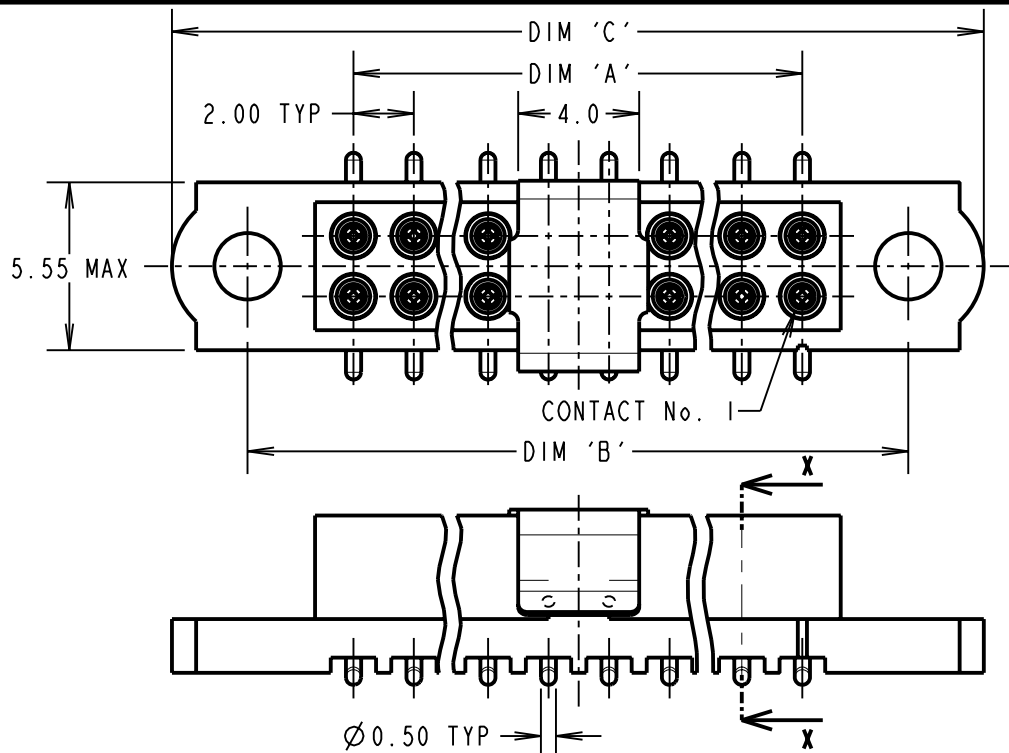
IF IN DOUBT - ASK

(C)

NOT TO SCALE

THIRD ANGLE PROJECTION

ALL DIMENSIONS IN mm



SPECIFICATIONS:

MATERIAL:

MOULDING = GLASS-FILLED PPS, UL94V-0, BLACK
 CONTACT CLIP = BERYLLIUM COPPER
 CONTACT SHELL = BRASS
 PICK & PLACE CAP = PHOSPHOR BRONZE

FINISH:

01 = 0.3µ GOLD CLIP, 3.5-5.0µ TIN/LEAD SHELL
 05 = 0.3µ GOLD CLIP, 0.25-0.3µ GOLD SHELL
 42 = 0.3µ GOLD CLIP, 3.5-5.0µ 100% TIN SHELL

ELECTRICAL:

CURRENT RATING AT 25°C = 3.0A MAX
 CURRENT RATING AT 85°C = 2.2A MAX
 WORKING VOLTAGE = 120V AC/DC
 VOLTAGE PROOF = 360V AC/DC
 CONTACT RESISTANCE = 25 mΩ MAX
 INSULATION RESISTANCE = 100 MΩ MIN

MECHANICAL:

DURABILITY = 500 OPERATIONS
 INSERTION FORCE (Ø0.5mm GAUGE) = 2.8N MAX
 WITHDRAWAL FORCE (Ø0.5mm GAUGE) = 0.2N MIN

ENVIRONMENTAL:

TEMPERATURE RANGE = -55°C TO +125°C

PACKING:

TUBE

FOR COMPLETE SPECIFICATION, SEE COMPONENT SPECIFICATION C005XX (LATEST ISSUE)

PART No.	No. OF CONTACTS	DIM 'A'	DIM 'B'	DIM 'C'
M80-41206XXP	6	4.00	11.00	16.00
M80-41210XXP	10	8.00	15.00	20.00
M80-41214XXP	14	12.00	19.00	24.00
M80-41220XXP	20	18.00	25.00	30.00
M80-41226XXP	26	24.00	31.00	36.00
M80-41234XXP	34	32.00	39.00	44.00
M80-41242XXP	42	40.00	47.00	52.00
M80-41250XXP	50	48.00	55.00	60.00

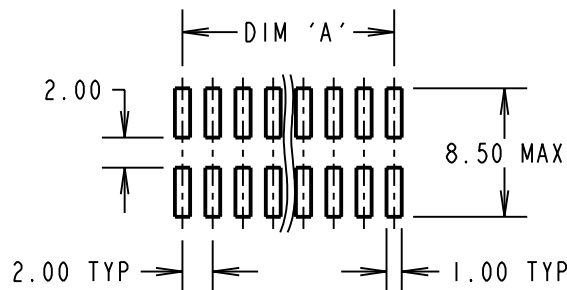
ORDER CODE: **M80-412XXXXP**

TOTAL No. OF CONTACTS
 06, 10, 14, 20,
 26, 34, 42, 50

FINISH

01 - GOLD CLIP, TIN/LEAD SHELL
 05 - GOLD CLIP, GOLD SHELL
 42 - GOLD CLIP, 100% TIN SHELL

RECOMMENDED PCB LAYOUT



CP	2	14.05.10	8839
NAME	ISS.	DATE	C/NOTE
APPROVED: C.PENROSE			
CHECKED: R.ADDE			
DRAWN: B. M. KENT			
CUSTOMER REF.:			
ASSEMBLY DRG:			

HARWIN

HARWIN USA
 TEL: 603 893 5376
 FAX: 603 893 5396
 mis@harwin.com

HARWIN Europe (UK)
 TEL: 023 9231 4545
 FAX: 023 9231 4590
 mis@harwin.co.uk

HARWIN Asia
 TEL: +65 6 779 4909
 FAX: +65 6 779 3868
 mis@harwin.com.sg

THIS DRAWING AND ANY INFORMATION OR DESCRIPTIVE MATTER SET OUT HEREON ARE CONFIDENTIAL AND COPYRIGHT PROPERTY OF THE HARWIN GROUP AND MUST NOT BE DISCLOSED, LOANED, COPIED, USED FOR MANUFACTURING, TENDERING OR FOR ANY OTHER PURPOSE WITHOUT THEIR WRITTEN PERMISSION.

TOLERANCES
 X. = ±1mm
 X.X = ±0.25mm
 X.XX = ±0.10mm
 X.XXX = ±0.01mm
 ANGLES = ±5°
 UNLESS STATED

MATERIAL:
 SEE ABOVE
FINISH:
 SEE ABOVE
S/AREA:
 mm²

TITLE: JACKSCREW DATAMATE
 DIL VERTICAL SMT FEMALE
 P/PLACE (NO J/S)

DRAWING NUMBER:
M80-412XXXXP
 SHT 2 OF 2