

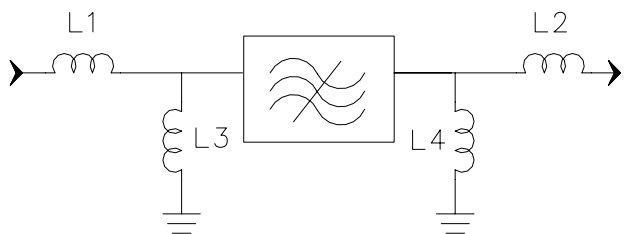
Specifications

Parameter	Unit	Minimum	Typical	Maximum
Center Frequency	MHz	108.3	108.4	108.5
Insertion Loss	dB	-	21	23
3 dB Bandwidth	MHz	1.55	1.65	-
Selectivity	F0±1.2MHz	dBc	30	-
	F0±1.4MHz	dBc	40	-
	F0±1.8MHz	dBc	50	-
	F0±5.8MHz	dBc	55	-
Passband Variation	dB	-	0.5	1.5
Ultimate Rejection	dB	50	57	-
Absolute delay	usec	-	3.64	4
Substrate Material			quartz	
Ambient Temperature	°C		25	
Package Size		DIP3512 (35.2x12.7x5.2mm ³)		

Notes:

1. All specifications are based on the test circuit shown
2. In production, devices will be tested at room temperature to a guardbanded specification to ensure electrical compliance over temperature
3. Electrical margin has been built into the design to account for the variations due to temperature drift and manufacturing tolerances
4. This is the optimum impedance in order to achieve the performance shown

Matching Configuration



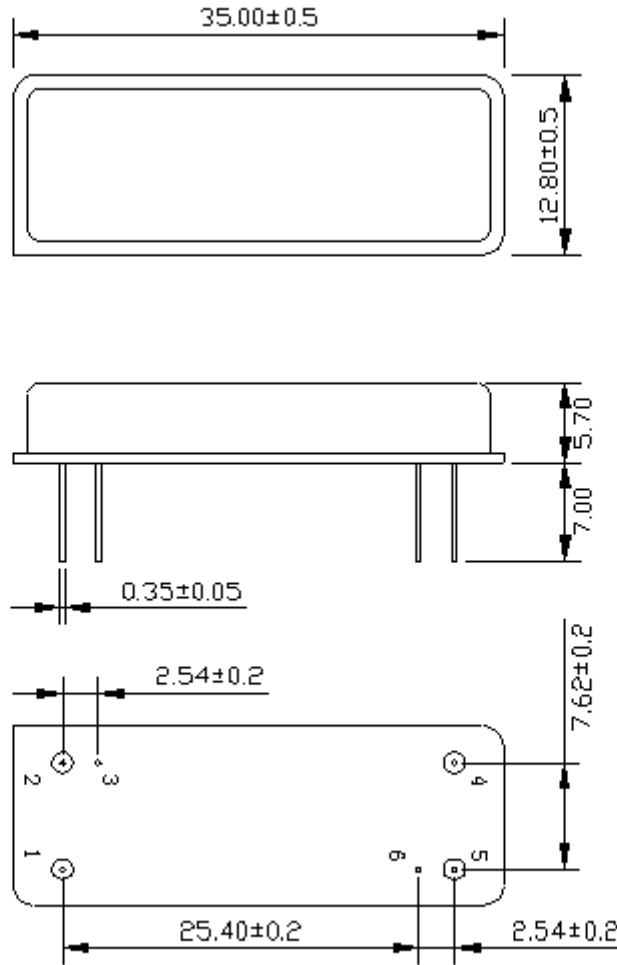
L1=100nH L2=56nH
L3=68nH L4=56nH

Source/Load Impedance=50 ohm

Notes - Component values may change depending on board layout.

	SIPAT Co., Ltd. (CETC No. 26 Research Institute) Nanping Huayuan Road No. 14 Chongqing, China, 400060	Part Number	LBS10802	
		Rev. Date	2010-11-18	
		Rev.	1.1	Page

Package Dimension



INPUT:1
OUTPUT:5

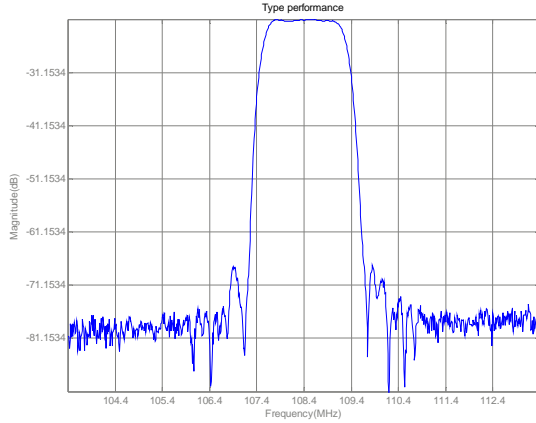


SIPAT Co., Ltd.
(CETC No. 26 Research Institute)
Nanping Huayuan Road No. 14
Chongqing, China, 400060

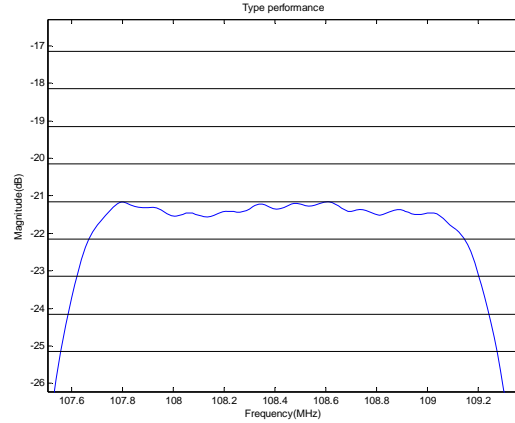
Part Number	LBS10802	
Rev. Date	2010-11-18	
Rev.	1.1	Page 2/3

Typical Performance

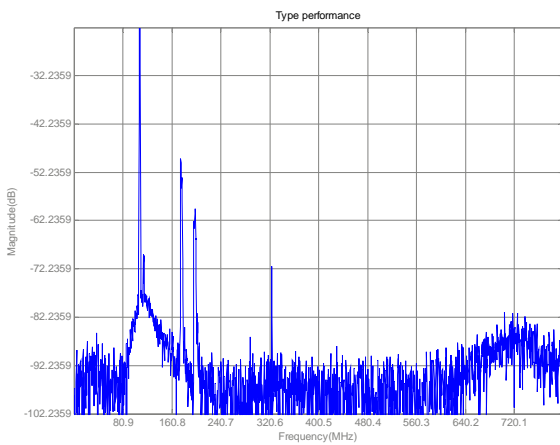
Frequency Response



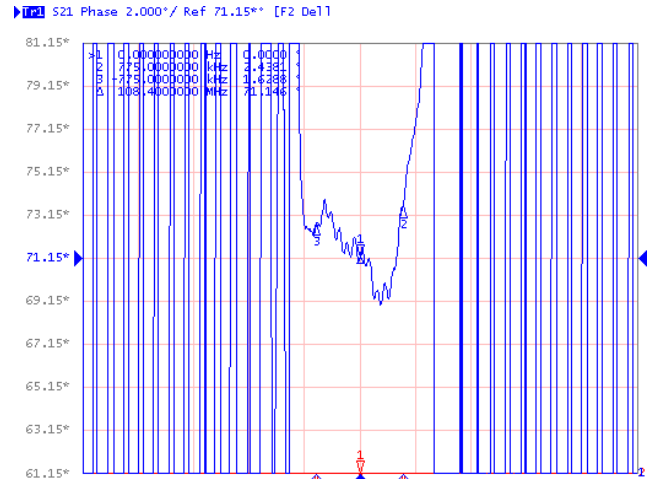
Passband Response



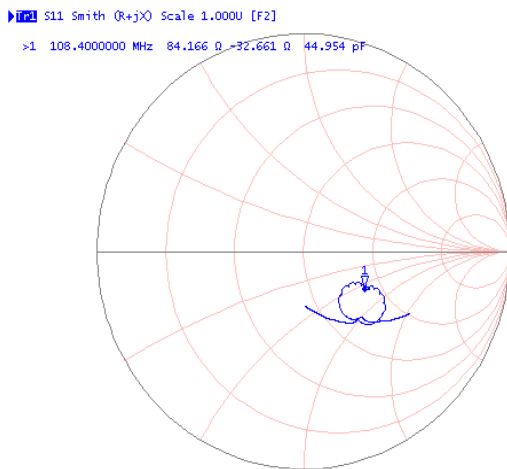
Wideband Response



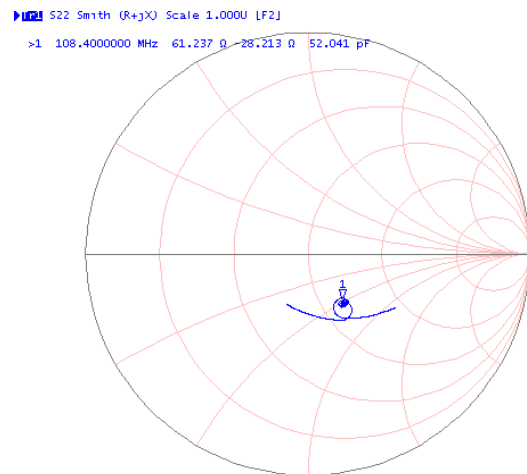
Phase Linearity (f0±775KHz)



Smith Chart S11



Smith Chart S22



SIPAT Co., Ltd.
(CETC No. 26 Research Institute)
Nanping Huayuan Road No. 14
Chongqing, China, 400060

Part Number	LBS10802	
Rev. Date	2010-11-18	
Rev.	1.1	Page 3/3