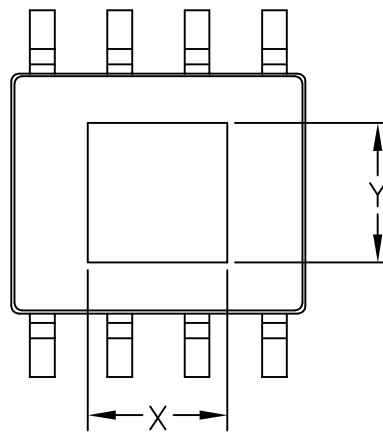


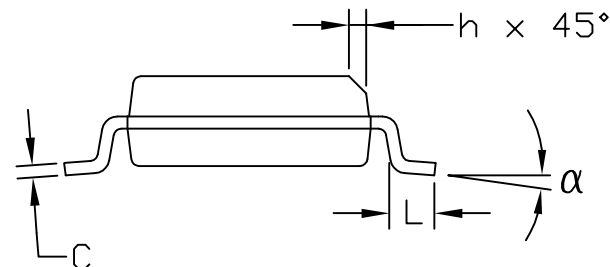
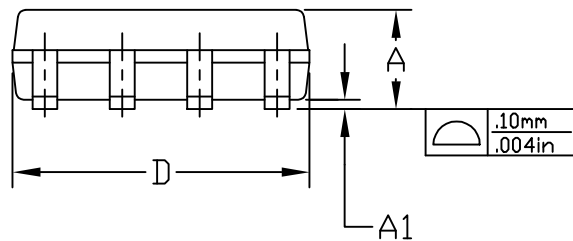
TOP VIEW



BOTTOM VIEW

| DIM | INCHES | | MILLIMETERS | |
|----------|--------|-------|-------------|------|
| | MIN | MAX | MIN | MAX |
| A | 0.056 | 0.066 | 1.43 | 1.68 |
| A1 | 0.000 | 0.004 | 0.00 | 0.10 |
| b | 0.014 | 0.019 | 0.35 | 0.49 |
| C | 0.007 | 0.010 | 0.19 | 0.25 |
| D | 0.189 | 0.196 | 4.80 | 4.98 |
| e | 0.050 | BSC | 1.27 | BSC |
| E | 0.150 | 0.157 | 3.81 | 3.99 |
| H | 0.230 | 0.244 | 5.81 | 6.20 |
| h | 0.010 | 0.016 | 0.25 | 0.41 |
| L | 0.016 | 0.035 | 0.41 | 0.89 |
| α | 0° | 8° | 0° | 8° |
| N | 8 | | | |

| PKG. | X (mm) | | Y (mm) | |
|--------|--------|------|--------|------|
| | MIN | MAX | MIN | MAX |
| S8E-12 | 1.98 | 2.29 | 1.98 | 2.29 |
| S8E-14 | 2.79 | 3.10 | 2.11 | 2.41 |



NOTES:

1. D&E DO NOT INCLUDE MOLD FLASH.
2. MOLD FLASH OR PROTRUSIONS NOT TO EXCEED .15mm (.006")
3. CONTROLLING DIMENSION: MILLIMETER
4. MEETS JEDEC MS-012 EXCEPT DIMENSION A1.
5. DIMENSIONS X AND Y DEFINE EXPOSED PAD METAL AREA.
6. MARKING SHOWN IS FOR PKG. ORIENTATION ONLY.
7. ALL DIMENSIONS APPLY TO BOTH LEADED (-) AND PbFREE (+) PKG. CODES.

-DRAWING NOT TO SCALE-

MAXIM

TITLE:
PACKAGE OUTLINE,
8L SOIC, .150" EXPOSED PAD

| | | | |
|----------|---------------------------------|-----------|-----|
| APPROVAL | DOCUMENT CONTROL NO. 21-0111 | REV. E | 1/1 |
|----------|---------------------------------|-----------|-----|