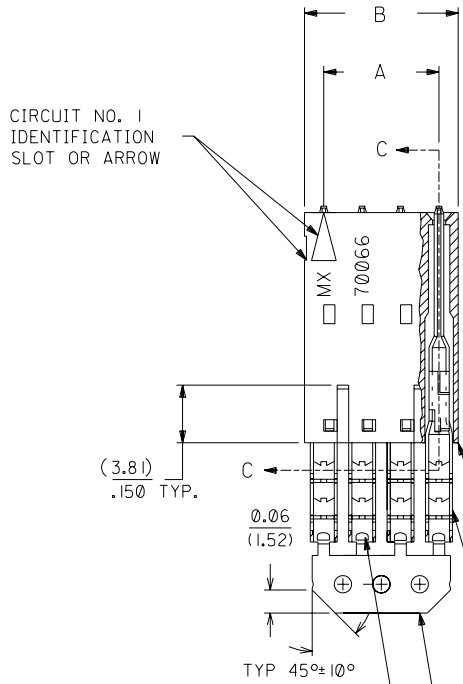
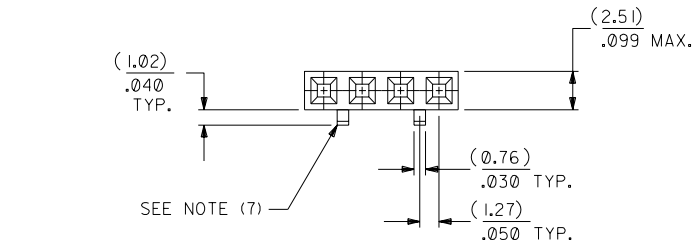


OPTION D

NOTES:

- 1) TO BE USED WITH (22) AWG. STRANDED WIRE WITH (1.35)/.053 DIA. MAX. INSULATION.
- 2) SEE CHART FOR CIRCUIT SIZES.
- 3) STANDARD PACKAGING PER PK-70873-0001. OPTIONAL PACKAGING MAY BE AVAILABLE, REQUEST DWG. PK-70475.
- 4) PARTS STACKABLE END TO END ON (2.54)/.100 CENTERS.
- 5) REFER TO PRODUCT SPECIFICATION: PS-70475.
- 6) SEE DWG. SDA-70475-***** (SHT.3) FOR OPTIONAL HOUSING DETAILS.
- 7) 4 CIRCUIT SHOWN. 3 - 25 CKT'S. HAVE (2) RIBS.
- 8) TO MATE WITH MOLEX PART NO'S.: 70018-****, 70022-****, 70104-****.
- 9) 2 CIRCUIT ASSEMBLIES SUPPLIED AS GROUPED PAIRS.



I.D. SLOT CODE TO WIRE GAUGE CHART	
I.D. SLOT CODE	WIRE GAUGE
D	22 AWG.

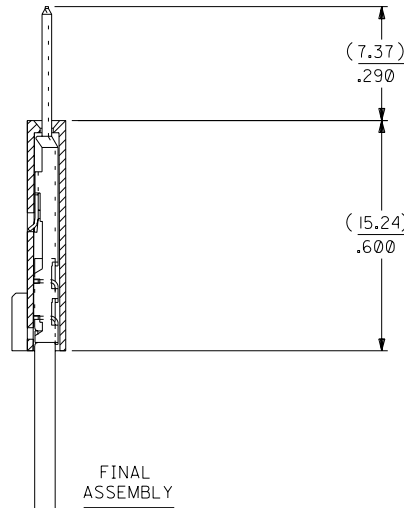
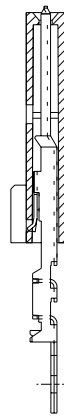
PLATING CODE (STRIPE ON CARRIER STRIP)	
PLATING	COLOR
30 GOLD	RED

30 GOLD - .000030 MINIMUM GOLD IN SELECT AREA WITH .000075 MINIMUM TIN IN SELECT AREA OVER .000050 MINIMUM NICKEL OVER-ALL.

*THE PRIMARY SHIPPING CARTON WILL BE LABELED "COMPLIANT TO RoHS DIRECTIVE 2002/95/EC AND ELV ANNEX II OF DIRECTIVE 2000/53/EC". CARTONS WITHOUT THIS LABEL MAY CONTAIN PRODUCT WITH LEAD.



SECTION C-C



HOUSING PART NO. 70066-****
MATERIAL: G.F. POLYESTER, 94V-0

TERMINAL PART NO. 70110-****
MATERIAL: PHOSPHOR BRONZE
PLATING PER ES-88-***

WIRE (SEE NOTE 1)

CKT. SIZE	A	B	EDP. NO.	ENG. NO.
2	(2.54) .100	(5.05) .199	14-44-5402	A-70475-2521
3	(5.08) .200	(7.59) .299	14-44-5403	A-70475-2522
4	(7.62) .300	(10.13) .399	14-44-5404	A-70475-2523
5	(10.16) .400	(12.67) .499	14-44-5405	A-70475-2524
6	(12.70) .500	(15.21) .599	14-44-5406	A-70475-2525
7	(15.24) .600	(17.75) .699	14-44-5407	A-70475-2526
8	(17.78) .700	(20.29) .799	14-44-5408	A-70475-2527
9	(20.32) .800	(22.83) .899	14-44-5409	A-70475-2528
10	(22.86) .900	(25.37) .999	14-44-5410	A-70475-2529
11	(25.54) 1.000	(27.91) 1.099	14-44-5411	A-70475-2530
12	(27.94) 1.100	(30.45) 1.199	14-44-5412	A-70475-2531
13	(30.48) 1.200	(32.99) 1.299	14-44-5413	A-70475-2532
14	(33.02) 1.300	(35.53) 1.399	14-44-5414	A-70475-2533
15	(35.56) 1.400	(38.07) 1.499	14-44-5415	A-70475-2534
16	(38.01) 1.500	(40.61) 1.599	14-44-5416	A-70475-2535
17	(40.64) 1.600	(43.15) 1.699	14-44-5417	A-70475-2536
18	(43.18) 1.700	(45.69) 1.799	14-44-5418	A-70475-2537
19	(45.72) 1.800	(48.23) 1.899	14-44-5419	A-70475-2538
20	(48.26) 1.900	(50.77) 1.999	14-44-5420	A-70475-2539
21	(50.80) 2.000	(53.31) 2.099	14-44-5421	A-70475-2540
22	(53.34) 2.100	(55.85) 2.199	14-44-5422	A-70475-2541
23	(55.88) 2.200	(58.39) 2.299	14-44-5423	A-70475-2542
24	(58.42) 2.300	(60.93) 2.399	14-44-5424	A-70475-2543
25	(60.96) 2.400	(63.47) 2.499	14-44-5425	A-70475-2544

REV. NO.	DATE	BY	REVISIONS
C		MGB	REVISED PER ECR NO. U82124 10-17-88
B		MJM	REVISION PER ECR #U81370 5/20/88
A		AAB	RELEASE FOR PROD. PER ERO NO. 25618 11-30-87

DIMENSIONS SHOWN (METRIC) INCH	
UNLESS OTHERWISE SPECIFIED TOLERANCES: ANGULAR ± 1/2°	
3 PLACE	± .010
2 PLACE	± .014 ± 0.25
1 PLACE	± 0.35

MFG. SH. REV.		REVISE ONLY ON CAD SYSTEM	
TITLE: ASSEMBLY, SL CONNECTOR (SINGLE ROW- (2.54)/.100 GRID)			
MOLEX INCORPORATED LITSE, ILL. 60532 U.S.A.		SHEET NO. 1	DATE 11/30/87
PART NO. SDA-70475-2521-2544		DRWG. NO. SDA-70475-2521-2544	
SEE CHART		THIS DRAWING CONTAINS INFORMATION THAT IS PROPRIETARY TO MOLEX INC. AND SHOULD NOT BE USED WITHOUT WRITTEN PERMISSION.	