

ISDN S-Interface Transformers

Dual - Transmit / Receive

Meets the Pulse Waveform Template
of CCITT I.430 when recommended
Transformer & Chip pair are used.

Excellent Longitudinal Balance

2000V & 4000V RMS min. Isolation Versions

T-1050X 2000V Series

UL 1459 Recognized

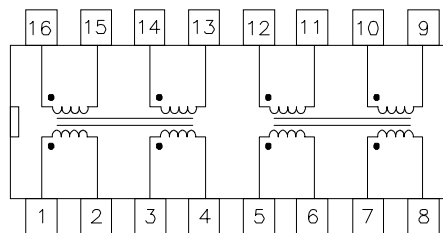


Electrical Specifications ^(3,4) at 25°C

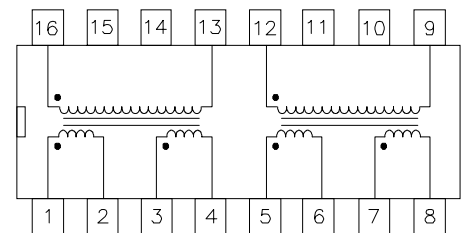
4000V _{RMS} Isolation SMD P/N	2000V _{RMS} Isolation SMD P/N	Transmit Receive	Ratio (±2%)	OCL ^(1,2) Pri. min. (mH)	L _p Sec. max. (μH)	Cw/w max. (pF)	CD pri max. (pF)	DCR pri ± 15% (Ω)	DCR sec ± 15% (Ω)
T-10550	T-10500	T R	1:2 1:1	22 22	15 5	100 100	80 40	2.3 2.4	4.0 2.4
T-10551	T-10501	T R	1:1 1:1	22 22	5 5	100 100	40 40	2.4 2.4	2.4 2.4
T-10552	T-10502	T R	1:1.8 1:2.5	22 22	15 30	100 100	140 150	2.5 2.5	4.2 5.8
T-10553	T-10503	T R	1:2 1:2	22 22	15 15	100 100	80 80	2.3 2.3	4.0 4.0
T-10554	T-10504	T R	1:2.5 1:2.5	22 22	15 - 40 15 - 40	100 100	110 110	2.5 2.5	5.8 5.8
T-10555	T-10505	T R	1:2 1:2	22 22	11 11	100 100	180 180	2.5 2.5	5.0 5.0
T-10556	T-10506 (2400V _{RMS} Isolation)	T R	1:2.5 1:2.5	22 22	4 4	100 100	100 100	2.3 max. 2.3 max.	5.8 max. 5.8 max.

- 1) Primary is Line Side
- 2) OCL @ 10 KHz and 700 mV, except T-10506, T-10556 voltage is 500mV
- 3) Unbalanced current at TE: Δ I_{dc} = 1 mA max.
- 4) Longitudinal Conversion Loss: 10 kHz to 300 kHz is 60dB min.

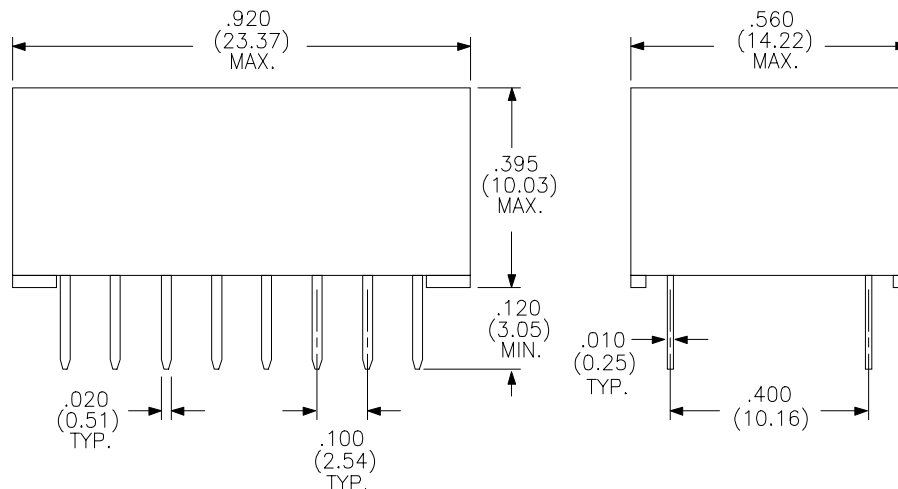
Schematic T-10500 thru T-10505
and T-10550 thru T-10555



Schematic T-10506 & T-10556



Package Dimensions in Inches (mm)



Specifications subject to change without notice.

For other values & Custom Designs, contact factory.

ISDNDUAL - 4/99