

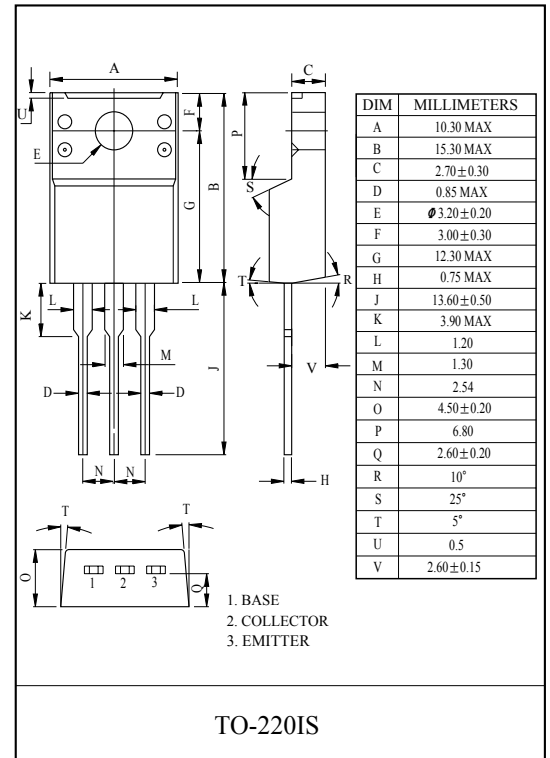
COLOR TV CHROMA OUTPUT APPLICATION.

### FEAUTRES

- High Voltage :  $V_{CEO}=300V$ .
- Small Collector Output Capacitance :  $C_{ob}=4.0pF(Max.)$ .

### MAXIMUM RATING (Ta=25°C)

CHARACTERISTIC	SYMBOL	RATING	UNIT
Collector-Base Voltage	$V_{CBO}$	300	V
Collector-Emitter Voltage	$V_{CEO}$	300	V
Emitter-Base Voltage	$V_{EBO}$	5	V
Collector Current	$I_C$	100	mA
Base Current	$I_B$	20	mA
Collector Power Dissipation	$P_C$	2	W
Junction Temperature	$T_j$	150	°C
Storage Temperature Range	$T_{stg}$	-55 ~ 150	°C

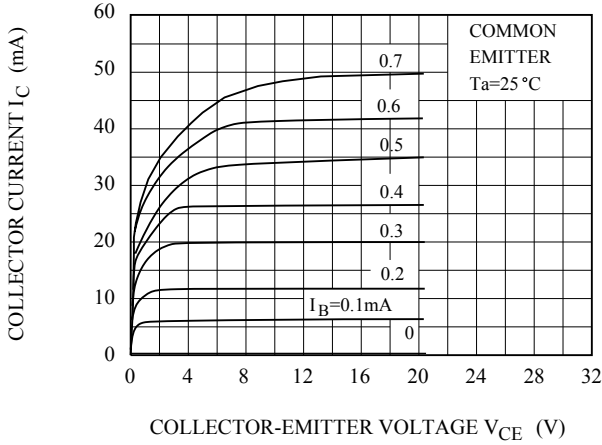


### ELECTRICAL CHARACTERISTICS (Ta=25°C)

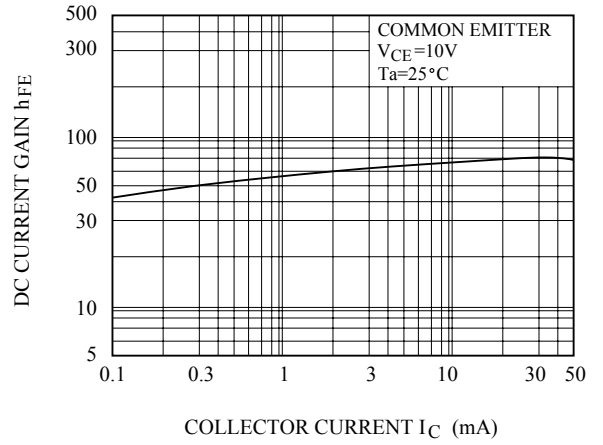
CHARACTERISTIC	SYMBOL	TEST CONDITION	MIN.	TYP.	MAX.	UNIT
Collector Cut-off Current	$I_{CBO}$	$V_{CB}=240V, I_E=0$	-	-	1.0	$\mu A$
Emitter Cut-off Current	$I_{EBO}$	$V_{EB}=5V, I_C=0$	-	-	1.0	$\mu A$
DC Current Gain	$h_{FE}(1)$	$V_{CE}=10V, I_C=0.5mA$	20	-	-	
	$h_{FE}(2)$	$V_{CE}=10V, I_C=20mA$	30	-	200	
Collector-Emitter Saturation Voltage	$V_{CE(sat)}$	$I_C=10mA, I_B=1mA$	-	-	1.0	V
Transition Frequency	$f_T$	$V_{CE}=20V, I_C=20mA$	75	95	-	MHz
Collector Output Capacitance	$C_{ob}$	$V_{CB}=20V, I_E=0, f=1MHz$	-	-	4.0	pF

# KTC3229

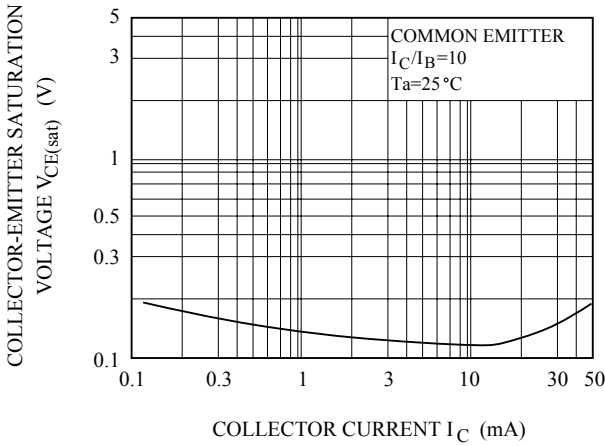
$I_C - V_{CE}$



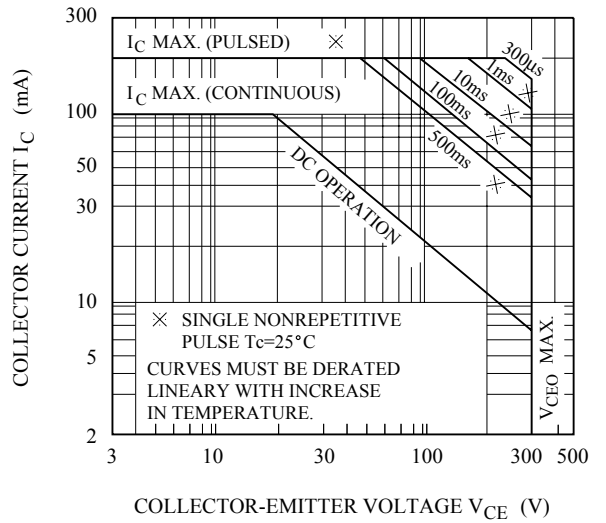
$h_{FE} - I_C$



$V_{CE(sat)} - I_C$



SAFE OPERATING AREA



$C_{ob} - V_{CB}$

