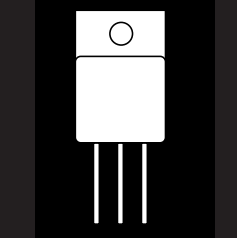


HERMETIC JEDEC TO-254AA HIGH EFFICIENCY, SOFT RECOVERY CENTER-TAP RECTIFIER



28 Amp, 400 & 600 Volts, 35 nsec trr

FEATURES

- Small Size
- Ultra Fast Recovery
- Soft Recovery Behavior
- Extremely Low Losses At High Switching Speeds
- Low I_{RM} Rating
- Hermetic And Isolated Package
- Ceramic Feedthroughs Available
- Available Screened To MIL-S-19500, TX, TXV And S-Levels

DESCRIPTION

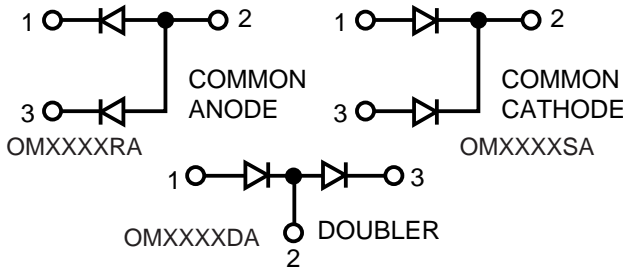
These soft recovery, high speed rectifiers are ideally suited for high performance in high voltage switching applications. The performance of these rectifiers minimize losses in power conversion and motor control circuits complementing the switching character of power MOSFETs, IGBTs, and bipolar transistors.

ABSOLUTE MAXIMUM RATINGS (Per Leg) $T_C = 25^\circ C$

Peak Inverse Voltage	400 & 600 V
Maximum Average D.C. Output Current @ $T_C = 100^\circ C$	14 A
Surge Current (Non-Repetitive 8.3 nsec)	90 A
Thermal Resistance, Junction-To-Case	2.5° C/W
Operating and Storage Temperature Range	-55°C to +150°C

3.2

SCHEMATICS



Common cathode is standard. Contact factory for performance characteristics for common anode and doubler.
 Standard products are supplied with glass feedthroughs.
 For ceramic feedthroughs, add letter "C" to part number. Example: OMXXXXCSA.
 Z-Tab package also available.

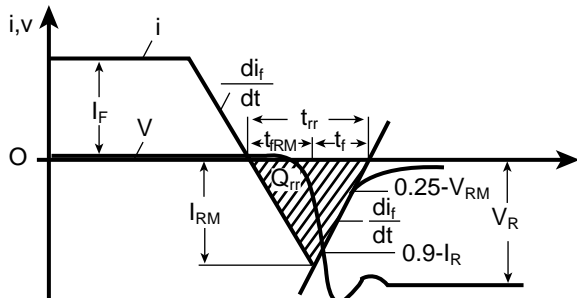
ELECTRICAL CHARACTERISTICS (Per Leg)

Type	PIV	Maximum Forward Voltage @ 14 A		Maximum Reverse Current @ .8x PIV		Maximum Reverse Recovery Time
		T _j = 25° C	T _j = 150° C	T _j = 25° C	T _j = 125° C	
OM5322XX	400	1.75 V	1.65 V	100 μA	3.0 mA	35
OM5323XX	600					

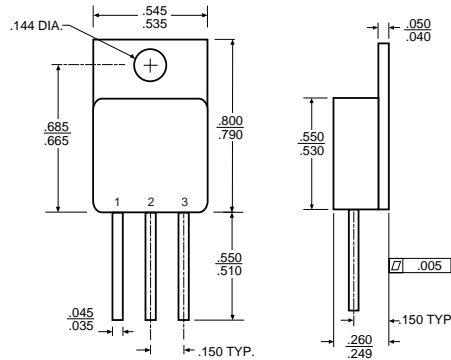
TURN-OFF CHARACTERISTICS

Symbols	Test Conditions	Min.	Typ.	Max.	Units
T _{rr}	I _F = 0.5 A; I _R = 1 A; T _J = 25°C I _F = 1 A; di/dt = -15 A/μs; V _R = 30 V; T _J = 25°C	-	-	35	ns
I _{RM}	V _R = 350 V; I _F = 12 A L = .05 μH; T _J = 100°C; di _F /dt = -100 A/μs	-	4	6	A

DEFINITION OF TURN-OFF CHARACTERISTICS

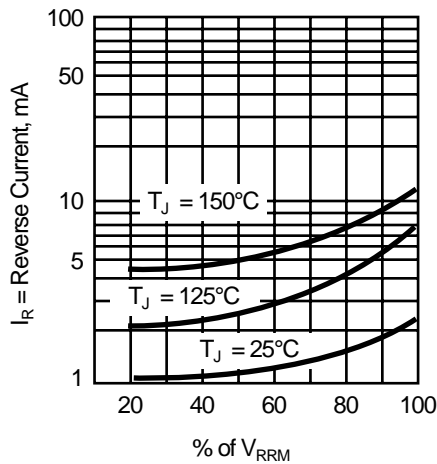


MECHANICAL OUTLINE WITH PIN CONNECTION



3.2

TYPICAL REVERSE CURRENT



TYPICAL FORWARD VOLTAGE

