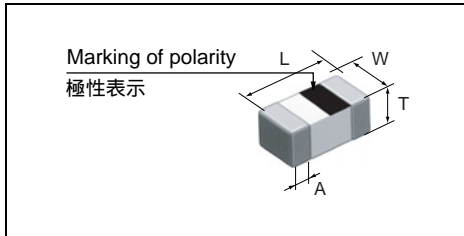


LLS0603-FH

Inductance Range: 0.2~3.9nH (0.1nH step), 3.9~10nH (E-24 Series), 10~56nH (E-12 Series)
Temperature Coefficient of L: + 250ppm/°C (for reference only)



Length L (mm)	Width W (mm)	Thickness T (mm)	Electrode width A (mm)
0.6 ± 0.03	0.3 ± 0.03	0.3 ± 0.03	0.1 ~ 0.2

- **Marking of polarity:** Marking is on the upper Surface of the unit.
- **極性表示:** 磁束方向を示します。この表示が、常に上を向くようにテーピングされています。

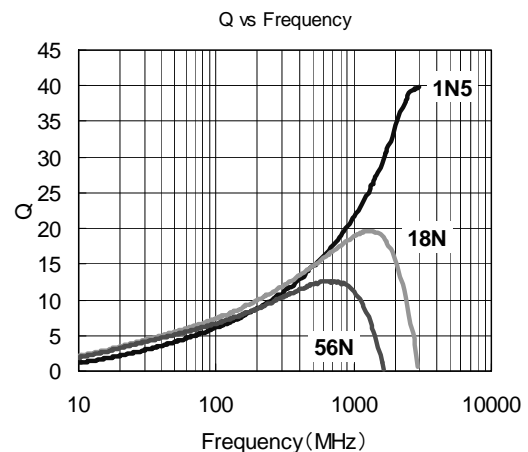
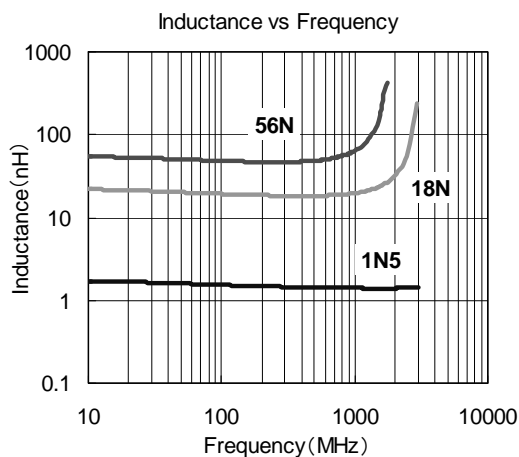
FEATURES 特長

- Compact and light weight: 0.6×0.3×0.3mm, 0.4mg or less
- Tight tolerance inductance value
(0.2~3.9nH ± 0.1, 0.2, 0.3nH / 4.3~6.2nH ± 0.2, 0.3nH / 6.8~27nH ± 3%, 5% / 33~56nH ± 5%)
- Expanding Inductance value range (0.2~56nH)
- RoHS compliant
- 小型・軽量 : 0.6×0.3×0.3mm、重さ : 0.4mg以下
- インダクタンスの狭公差化
- インダクタンス値の範囲の拡大(0.2~56nH)
- RoHS指令対応

ELECTRICAL CHARACTERISTICS 電気的特性

- | | | | |
|---|--|---------------------|--|
| • Inductance Range | 0.2~3.9nH (0.1nH step)
3.9~10nH (E-24 Series)
10~56nH (E-12 Series) | • インダクタンス範囲 | 0.2~3.9nH (0.1nH step)
3.9~10nH (E-24 Series)
10~56nH (E-12 Series) |
| • Inductance Tolerance | B ; ±0.1nH (0.2~3.9nH)
C ; ±0.2nH (0.2~6.2nH)
S ; ±0.3nH (0.2~6.2nH)
T ; ±3% (6.8~27nH)
J ; ±5% (6.8~56nH) | • インダクタンス許容差 | B ; ±0.1nH (0.2~3.9nH)
C ; ±0.2nH (0.2~6.2nH)
S ; ±0.3nH (0.2~6.2nH)
T ; ±3% (6.8~27nH)
J ; ±5% (6.8~56nH) |
| • Q (Typical) | 7~12 (0.2~27nH at 500MHz)
9 (33 ~ 56nH at 300MHz) | • Q (Typical) | 7~12 (0.2~27nH at 500MHz)
9 (33 ~ 56nH at 300MHz) |
| • S.R.F. (for reference only) | 1.0~13GHz or more | • 自己共振周波数 (参考値) | 1.0~13GHz以上 |
| • Rated Current | 50~300mA | • 許容電流値 | 50~300mA |
| • Inductance Temperature Coefficient (for reference only) | +250ppm/°C | • インダクタンス温度係数 (参考値) | +250ppm/°C |
| • Operating Temperature Range | -55°C~+125°C | • 使用温度範囲 | -55°C~+125°C |
| • Storage Temperature Range | -55°C~+125°C | • 保存温度範囲 | -55°C~+125°C |

EXAMPLES OF CHARACTERISTICS 代表特性例



continued on next page 次頁へ続く

TOKO STANDARD PART NUMBERS 東光 標準品一覧

LLS0603-FH Series (Quantity/reel; 15,000 PCS)

TOKO Part number	Inductance & Tolerance 500MHz (**300MHz)	Q Min. 500 MHz	Q Typical							S.R.F. (MHz) Min.	R _{DC} (Ω) Max.	R _{DC} (Ω) Typ.	I _{DC} (mA) Max.
			100 MHz	300 MHz	500 MHz	800 MHz	1000 MHz	1800 MHz	2400 MHz				
LLS0603-FH0N2C	0.2 nH / B, C, S	7.0	4.0	9.0	11.0	15.0	18.0	25.0	34.0	13000	0.10	0.02	300
LLS0603-FH0N3C	0.3 nH / B, C, S	7.0	4.0	9.0	11.0	15.0	18.0	25.0	34.0	13000	0.10	0.03	300
LLS0603-FH0N4C	0.4 nH / B, C, S	7.0	4.0	9.0	11.0	15.0	18.0	25.0	34.0	13000	0.10	0.03	300
LLS0603-FH0N5C	0.5 nH / B, C, S	7.0	4.0	9.0	11.0	15.0	18.0	25.0	34.0	13000	0.10	0.04	300
LLS0603-FH0N6C	0.6 nH / B, C, S	9.0	6.0	11.0	14.0	19.0	22.0	31.0	37.0	13000	0.12	0.07	300
LLS0603-FH0N7C	0.7 nH / B, C, S	9.0	6.0	11.0	14.0	19.0	22.0	31.0	38.0	13000	0.12	0.07	300
LLS0603-FH0N8C	0.8 nH / B, C, S	9.0	6.0	11.0	14.0	19.0	22.0	31.0	38.0	13000	0.12	0.07	300
LLS0603-FH0N9C	0.9 nH / B, C, S	9.0	6.0	11.0	14.0	19.0	22.0	31.0	38.0	13000	0.12	0.07	300
LLS0603-FH1N0C	1.0 nH / B, C, S	10.0	6.0	11.0	14.0	19.0	22.0	31.0	38.0	13000	0.14	0.08	300
LLS0603-FH1N1C	1.1 nH / B, C, S	10.0	6.0	11.0	14.0	19.0	22.0	31.0	38.0	13000	0.14	0.10	300
LLS0603-FH1N2C	1.2 nH / B, C, S	10.0	6.0	11.0	14.0	19.0	22.0	31.0	38.0	13000	0.14	0.10	300
LLS0603-FH1N3C	1.3 nH / B, C, S	10.0	6.0	11.0	14.0	19.0	22.0	31.0	38.0	13000	0.14	0.10	300
LLS0603-FH1N4C	1.4 nH / B, C, S	10.0	6.0	11.0	14.0	19.0	22.0	31.0	38.0	13000	0.14	0.10	300
LLS0603-FH1N5C	1.5 nH / B, C, S	10.0	6.0	11.0	14.0	19.0	22.0	31.0	38.0	11000	0.16	0.10	300
LLS0603-FH1N6C	1.6 nH / B, C, S	10.0	6.0	11.0	14.0	19.0	22.0	31.0	37.0	8500	0.16	0.10	300
LLS0603-FH1N7C	1.7 nH / B, C, S	10.0	6.0	11.0	14.0	19.0	22.0	31.0	37.0	8500	0.16	0.10	300
LLS0603-FH1N8C	1.8 nH / B, C, S	10.0	6.0	11.0	15.0	19.0	22.0	31.0	37.0	8500	0.18	0.10	300
LLS0603-FH1N9C	1.9 nH / B, C, S	10.0	6.0	11.0	15.0	19.0	22.0	31.0	37.0	8500	0.18	0.10	300
LLS0603-FH2N0C	2.0 nH / B, C, S	10.0	6.0	11.0	15.0	19.0	22.0	31.0	37.0	8500	0.18	0.10	250
LLS0603-FH2N1C	2.1 nH / B, C, S	10.0	6.0	11.0	15.0	19.0	22.0	31.0	37.0	8500	0.18	0.10	250
LLS0603-FH2N2C	2.2 nH / B, C, S	11.0	6.0	11.0	15.0	19.0	22.0	31.0	37.0	8500	0.20	0.15	250
LLS0603-FH2N3C	2.3 nH / B, C, S	11.0	6.0	11.0	15.0	19.0	22.0	31.0	37.0	8500	0.20	0.15	250
LLS0603-FH2N4C	2.4 nH / B, C, S	11.0	7.0	12.0	15.0	20.0	23.0	32.0	37.0	7000	0.20	0.15	250
LLS0603-FH2N5C	2.5 nH / B, C, S	11.0	7.0	12.0	15.0	20.0	23.0	32.0	37.0	7000	0.20	0.15	250
LLS0603-FH2N6C	2.6 nH / B, C, S	11.0	7.0	12.0	15.0	20.0	23.0	32.0	37.0	7000	0.20	0.15	250
LLS0603-FH2N7C	2.7 nH / B, C, S	11.0	7.0	12.0	15.0	20.0	23.0	32.0	38.0	6000	0.20	0.15	250
LLS0603-FH2N8C	2.8 nH / B, C, S	11.0	7.0	12.0	15.0	20.0	23.0	32.0	38.0	6000	0.25	0.15	250
LLS0603-FH2N9C	2.9 nH / B, C, S	11.0	7.0	12.0	15.0	20.0	23.0	32.0	38.0	6000	0.25	0.15	250
LLS0603-FH3N0C	3.0 nH / B, C, S	11.0	7.0	12.0	16.0	20.0	23.0	32.0	38.0	5000	0.25	0.15	250
LLS0603-FH3N1C	3.1 nH / B, C, S	11.0	7.0	12.0	16.0	20.0	23.0	32.0	38.0	5000	0.25	0.15	250
LLS0603-FH3N2C	3.2 nH / B, C, S	11.0	7.0	12.0	16.0	20.0	23.0	32.0	38.0	5000	0.25	0.15	250
LLS0603-FH3N3C	3.3 nH / B, C, S	11.0	7.0	12.0	16.0	20.0	23.0	32.0	38.0	5000	0.25	0.15	250
LLS0603-FH3N4C	3.4 nH / B, C, S	11.0	7.0	12.0	16.0	20.0	23.0	32.0	38.0	5000	0.25	0.15	250
LLS0603-FH3N5C	3.5 nH / B, C, S	11.0	7.0	12.0	16.0	20.0	23.0	32.0	38.0	5000	0.25	0.15	250
LLS0603-FH3N6C	3.6 nH / B, C, S	11.0	7.0	12.0	16.0	20.0	23.0	32.0	38.0	5000	0.28	0.15	250
LLS0603-FH3N7C	3.7 nH / B, C, S	11.0	7.0	12.0	16.0	20.0	23.0	32.0	38.0	5000	0.28	0.20	250
LLS0603-FH3N8C	3.8 nH / B, C, S	11.0	7.0	12.0	16.0	20.0	23.0	32.0	38.0	5000	0.28	0.20	250
LLS0603-FH3N9C	3.9 nH / B, C, S	11.0	7.0	12.0	16.0	20.0	23.0	32.0	38.0	5000	0.28	0.20	250
LLS0603-FH4N3C	4.3 nH / C, S	11.0	7.0	12.0	16.0	20.0	23.0	32.0	37.0	4000	0.30	0.20	250
LLS0603-FH4N7C	4.7 nH / C, S	11.0	7.0	12.0	16.0	20.0	23.0	32.0	36.0	4000	0.30	0.20	250
LLS0603-FH5N1C	5.1 nH / C, S	11.0	7.0	12.0	16.0	20.0	23.0	32.0	35.0	4000	0.35	0.25	220
LLS0603-FH5N6C	5.6 nH / C, S	11.0	7.0	12.0	16.0	20.0	22.0	31.0	34.0	4000	0.35	0.25	220
LLS0603-FH6N2C	6.2nH / C, S	12.0	7.0	12.0	16.0	20.0	22.0	31.0	34.0	3500	0.35	0.25	220
LLS0603-FH6N8J	6.8nH / T, J	12.0	7.0	12.0	16.0	20.0	22.0	30.0	33.0	3500	0.40	0.30	220
LLS0603-FH7N5J	7.5nH / T, J	12.0	8.0	12.0	16.0	20.0	22.0	30.0	32.0	3000	0.50	0.30	220
LLS0603-FH8N2J	8.2nH / T, J	12.0	8.0	12.0	16.0	20.0	22.0	29.0	30.0	3000	0.60	0.30	220
LLS0603-FH9N1J	9.1nH / T, J	12.0	8.0	12.0	16.0	20.0	23.0	28.0	27.0	2500	0.65	0.35	220
LLS0603-FH10NJ	10nH / T, J	12.0	8.0	12.0	16.0	20.0	23.0	28.0	27.0	2500	0.70	0.40	220
LLS0603-FH12NJ	12nH / T, J	11.0	8.0	13.0	16.0	21.0	23.0	27.0	25.0	2500	0.70	0.40	180
LLS0603-FH15NJ	15nH / T, J	11.0	8.0	13.0	16.0	20.0	22.0	24.0	18.0	2000	0.80	0.45	180
LLS0603-FH18NJ	18nH / T, J	11.0	8.0	13.0	16.0	19.0	21.0	21.0	13.0	2000	0.85	0.50	150
LLS0603-FH22NJ	22nH / T, J	11.0	8.0	14.0	17.0	20.0	22.0	22.0	-	2000	1.70	1.30	100
LLS0603-FH27NJ	27nH / T, J	11.0	8.0	14.0	17.0	20.0	21.0	-	-	1700	1.80	1.40	50
LLS0603-FH33NJ	** 33nH / J	9.0	8.0	14.0	17.0	19.0	20.0	-	-	1400	2.00	1.55	50
LLS0603-FH39NJ	** 39nH / J	9.0	8.0	11.0	13.0	14.0	14.0	-	-	1300	2.20	1.55	50
LLS0603-FH47NJ	** 47nH / J	9.0	8.0	11.0	13.0	14.0	13.0	-	-	1100	2.30	1.60	50
LLS0603-FH56NJ	** 56nH / J	9.0	8.0	11.0	13.0	13.0	12.0	-	-	1000	2.70	1.85	50

Tolerance part number : B;±0.1nH, C;±0.2nH, S;±0.3nH, T;±3%, J;±5%

● Test Equipment & note

(測定器 / 注意事項)

- L, Q : RF Impedance Analyzer 4291A/B (Agilent Technologies), Test Fixture 16196C (Agilent Technologies)
- Q at 2400MHz : RF Impedance Analyzer E4991A (Agilent Technologies), Test Fixture 16196C (Agilent Technologies)
- S.R.F. / 自己共振周波数 : Network Analyzer 8719D, 8720D (Agilent Technologies)
- R_{DC} / 直流抵抗 : Milliohm meter 4338A/B (Agilent Technologies)
- Operating temperature range / 使用温度範囲 : -55°C ~ +125°C
- Storage temperature range / 保存温度範囲 : -55°C ~ +125°C