



Features

- Formerly *J.W. Miller* model
- Low height of only 7.0 mm
- Inductance as low as 0.78 μ H
- Current up to 15 amps
- RoHS compliant*

Applications

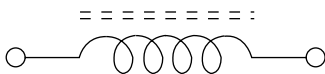
- Input/output of DC/DC converters
- Power supplies for:
 - Portable communication equipment
 - Camcorders
 - LCD TVs
 - Car radios

PM5022H Series - SMD Power Inductors

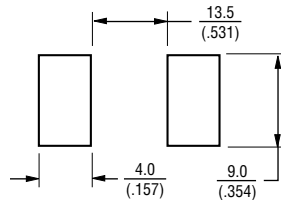
Electrical Specifications

Bourns Part No.	Inductance 100 kHz		Q Ref.	Test Frequency (MHz)	SRF Min. (MHz)	RDC (m Ω)	I _{rms} Max. (A)	Isat Typ. (A)
	(μ H)	Tol. %						
PM5022H-R78M-RC	0.78	± 20	30	5	104.0	2.6	15.0	30.0
PM5022H-1R5M-RC	1.5	± 20	30	3	60.0	5.0	15.0	25.0
PM5022H-2R2M-RC	2.2	± 20	35	3	51.0	7.5	13.0	20.0
PM5022H-3R3M-RC	3.3	± 20	38	3	39.0	7.8	9.0	17.0
PM5022H-3R9M-RC	3.9	± 20	38	3	36.0	12.0	9.0	15.0
PM5022H-4R7M-RC	4.7	± 20	38	3	33.0	8.8	8.5	15.0
PM5022H-6R0M-RC	6.0	± 20	43	3	28.0	17.0	7.5	12.0
PM5022H-7R8M-RC	7.8	± 20	36	3	26.0	20.0	7.5	11.0
PM5022H-100M-RC	10	± 20	53	5	20.0	17.2	6.5	10.0
PM5022H-150M-RC	15	± 20	38	5	16.0	28.8	5.0	9.0

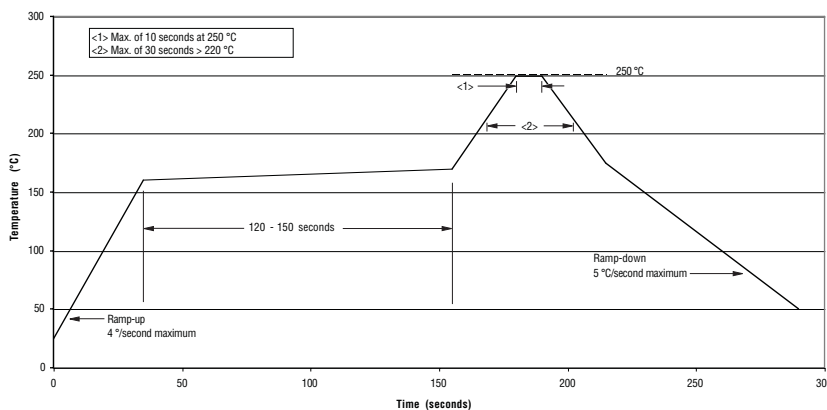
Electrical Schematic



Recommended Layout



Soldering Profile



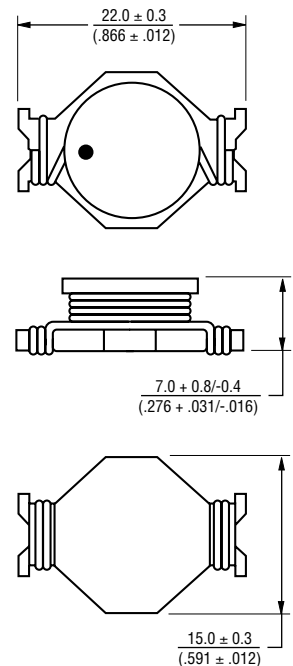
General Specifications

Test Voltage 0.1 V
 Reflow soldering.... 250 °C; 10 sec max.
 (In compliance with JEDEC, J-STD-020C, Table 4-2)
 Operating Temperature -40 °C to +125 °C
 (Temperature rise included)
 Storage Temperature -40 °C to +125 °C
 Resistance to Soldering Heat 250 °C, 10 sec. max.

Materials

Core..... Ferrite DR
 Wire Enameled copper
 Terminal Cu/Ag/Sn
 Base Phenolic T375J
 Adhesive..... Epoxy resin
 Rated Current Ind. drop 10 % typ. at Isat
 Temperature Rise 40 °C max. at rated I_{rms}
 Packaging..... 250 pcs. per reel

Product Dimensions



● = START OF WINDING

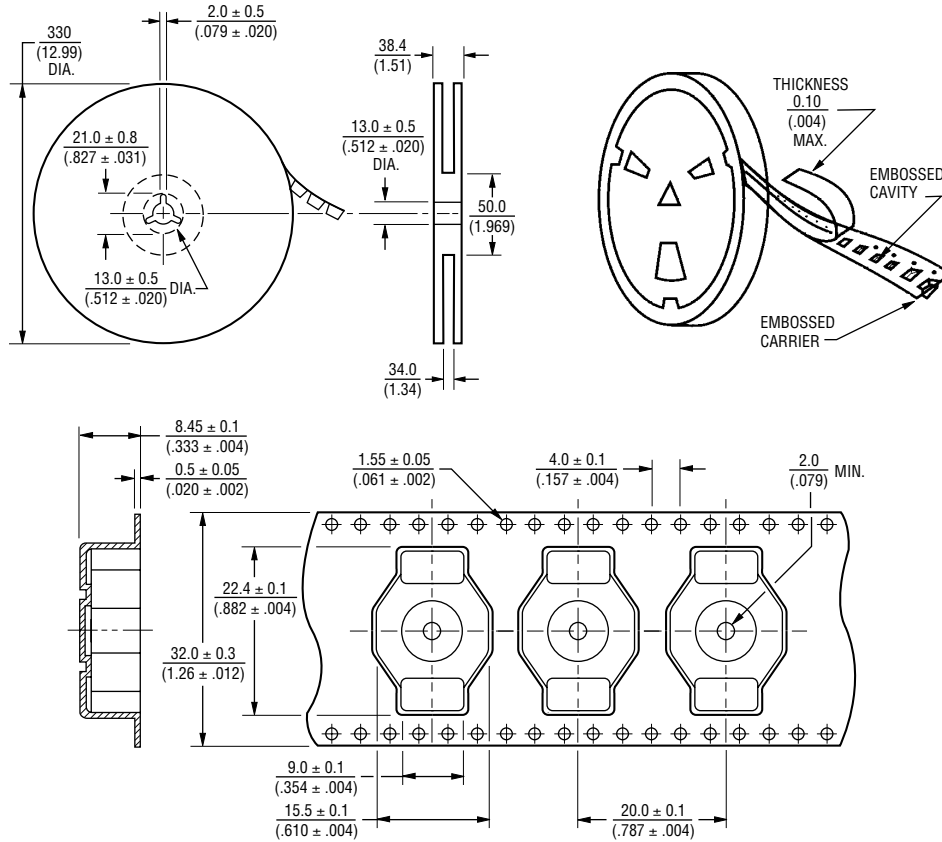
DIMENSIONS: $\frac{\text{MM}}{(\text{INCHES})}$

*RoHS Directive 2002/95/EC Jan 27 2003 including Annex.
 Specifications are subject to change without notice.
 Customers should verify actual device performance in their specific applications

PM5022H Series - SMD Power Inductors

BOURNS®

Packaging Specifications



QTY: 250 PCS. PER REEL

DIMENSIONS: $\frac{\text{MM}}{\text{(INCHES)}}$

REV. 07/09

Specifications are subject to change without notice.
Customers should verify actual device performance in their specific applications