

RoHS Compliant Product
A suffix of "-C" specifies halogen & lead-free

FEATURES

- Lead less chip form, no lead damage
- Lead-free solder joint, no wire bond & lead frame
- Low power loss, high efficiency
- High current capability, low V_F
- Plastic package has Underwriters Laboratory Flammability Classification 94V-0

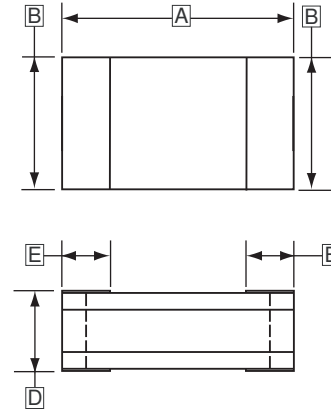
APPLICATION

- Switching mode power supply applications
- Portable equipment battery applications
- High frequency rectification
- DC / DC converter
- Telecommunication

MECHANICAL DATA

- Case: Packed with FRP substrate and epoxy underfilled
- Terminals: Pure tin-plated (lead-free), solderable per MIL-STD-750, method 2026.
- Polarity: Color cathode band marking
- Weight : 0.0015 gram

0402



REF.	Millimeter		REF.	Millimeter	
	Min.	Max.		Min.	Max.
A	1.00	1.20	E	0.20	0.50
B	0.55	0.65	D	0.40	0.50

MARKING



ABSOLUTE MAXIMUM RATINGS (T_A = 25°C unless otherwise specified)

PARAMETER	SYMBOL	RATING	UNIT	TEST CONDITION
Peak Repetitive Reverse Voltage	V_{RRM}	40	V	
Average Forward Current	$I_{F(AV)}$	100	mA	
Peak Forward Surge Current	I_{FSM}	0.5	A	@ 8.3 ms half single sine-wave
Temperature Range	T_J	125	°C	
Operating and Storage Temperature	T_{OPR}, T_{STG}	-40 ~125, -40~125	°C	

ELECTRICAL CHARACTERISTICS (T_A = 25°C unless otherwise specified)

PARAMETER	SYMBOL	MIN	TYP	MAX	UNIT	TEST CONDITION
Forward Voltage	V_F	-	-	0.35	V	$I_F = 10\text{mA}$
Repetitive Peak Reverse Current	I_{RRM}	-	-	0.5	μA	$V_R = @ 10\text{V}, T_A = 25^\circ\text{C}$

RATINGS AND CHARACTERISTIC CURVES

FIG. 1 - TYPICAL FORWARD CURRENT DERATING CURVE

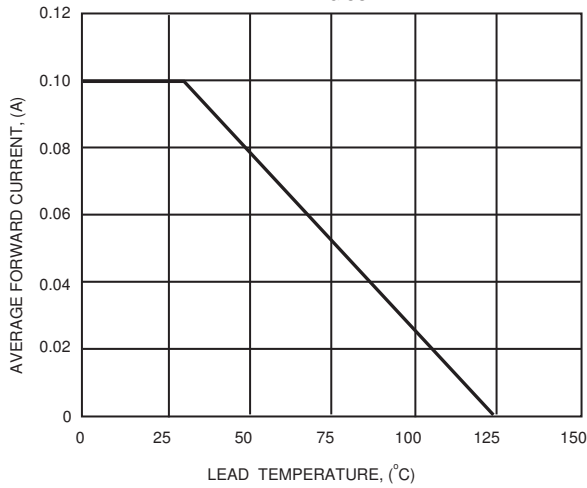


FIG.2 - MAXIMUM NON-REPETITIVE PEAK FORWARD SURGE CURRENT

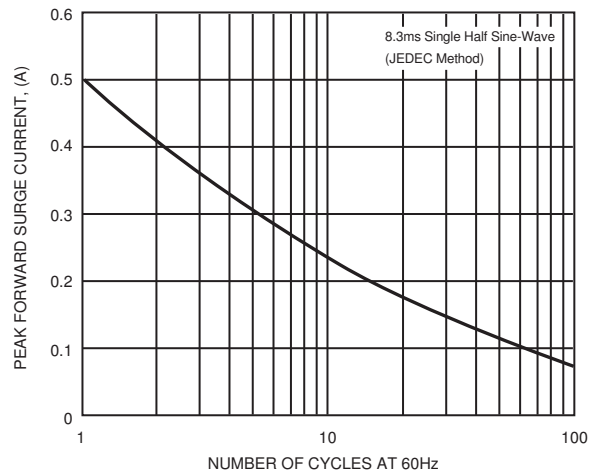


FIG.3 - TYPICAL INSTANTANEOUS FORWARD CHARACTERISTICS

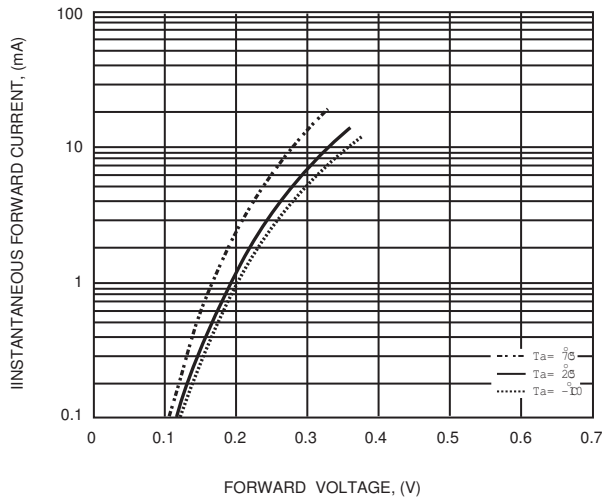


FIG.4 - TYPICAL REVERSE CHARACTERISTICS

