

Chip Inductors – 0805HS Series (2012)

Ceramic body and wire wound construction provide highest SRFs available in 0805 size. These ultra-compact inductors provide exceptional Q values, even at high frequencies.

Free evaluation samples are available by contacting Coilcraft or ordering them on-line at www.coilcraft.com.

Part number ¹	Inductance ² (nH)	Percent tolerance ³	Q min ⁴	SRF min ⁵ (MHz)	DCR max ⁶ (Ohms)	Irms ⁷ (mA)	Color code
0805HS-030T_B_	3.3 @ 250 MHz	5	50 @ 1500 MHz	7900	0.08	600	Black
0805HS-060T_B_	6.8 @ 250 MHz	5	50 @ 1000 MHz	5500	0.11	600	Brown
0805HS-080T_B_	8.2 @ 250 MHz	5	50 @ 1000 MHz	4700	0.12	600	Red
0805HS-120T_B_	12 @ 250 MHz	5	50 @ 500 MHz	4000	0.15	600	Orange
0805HS-150T_B_	15 @ 250 MHz	5	50 @ 500 MHz	3400	0.17	600	Yellow
0805HS-180T_B_	18 @ 250 MHz	5	50 @ 500 MHz	3300	0.20	600	Green
0805HS-220T_B_	22 @ 250 MHz	5,2	55 @ 500 MHz	2600	0.22	500	Blue
0805HS-270T_B_	27 @ 250 MHz	5,2	55 @ 500 MHz	2500	0.25	500	Violet
0805HS-330T_B_	33 @ 250 MHz	5,2	60 @ 500 MHz	2050	0.27	500	Gray
0805HS-390T_B_	39 @ 250 MHz	5,2	60 @ 500 MHz	2000	0.29	500	White
0805HS-470T_B_	47 @ 200 MHz	5,2	60 @ 500 MHz	1650	0.31	500	Black
0805HS-560T_B_	56 @ 200 MHz	5,2,1	60 @ 500 MHz	1550	0.34	500	Brown
0805HS-680T_B_	68 @ 200 MHz	5,2,1	60 @ 500 MHz	1450	0.38	500	Red
0805HS-820T_B_	82 @ 150 MHz	5,2,1	65 @ 500 MHz	1300	0.42	400	Orange
0805HS-101T_B_	100 @ 150 MHz	5,2,1	65 @ 500 MHz	1200	0.46	400	Yellow
0805HS-121T_B_	120 @ 150 MHz	5,2,1	50 @ 250 MHz	1100	0.51	400	Green
0805HS-151T_B_	150 @ 100 MHz	5,2,1	50 @ 250 MHz	920	0.56	400	Blue
0805HS-181T_B_	180 @ 100 MHz	5,2,1	50 @ 250 MHz	870	0.64	400	Violet
0805HS-221T_B_	220 @ 100 MHz	5,2	50 @ 250 MHz	850	0.70	400	Gray

1. When ordering, please specify **tolerance** and **packaging** codes:

0805HS-221T **J B C**

Tolerance: F = 1% G = 2% J = 5%
(Table shows stock tolerances in bold.)

Packaging: C = 7" machine-ready reel. EIA-481 embossed plastic tape (2000 parts per full reel).

B = Less than full reel. In tape, but not machine ready.
To have a leader and trailer added (\$25 charge), use code letter C instead.

D = 13" machine-ready reel. EIA-481 embossed plastic tape (7500 parts per full reel).

- Inductance measured using a Coilcraft SMD-A fixture in an Agilent/HP 4286A impedance analyzer with Coilcraft-provided correlation pieces.
 - Tolerances in bold are stocked for immediate shipment.
 - Q measured using an Agilent/HP 4291A with an Agilent/HP 16193 test fixture.
 - SRF measured using an Agilent/HP 8720D network analyzer and a Coilcraft SMD-D test fixture.
 - DCR measured on a Cambridge Technology micro-ohmmeter and a Coilcraft CCF858 test fixture.
 - Average current for a 15°C rise above 25°C ambient.
 - Operating temperature range -40°C to +125°C.
 - Electrical specifications at 25°C.
- See Qualification Standards section for environmental and test data.

COILCRAFT ACCURATE
PRECISION REPEATABLE
MEASUREMENTS
SEE INDEX **TEST FIXTURES**

Coilcraft[®]

Specifications subject to change without notice.
Please check our website for latest information.

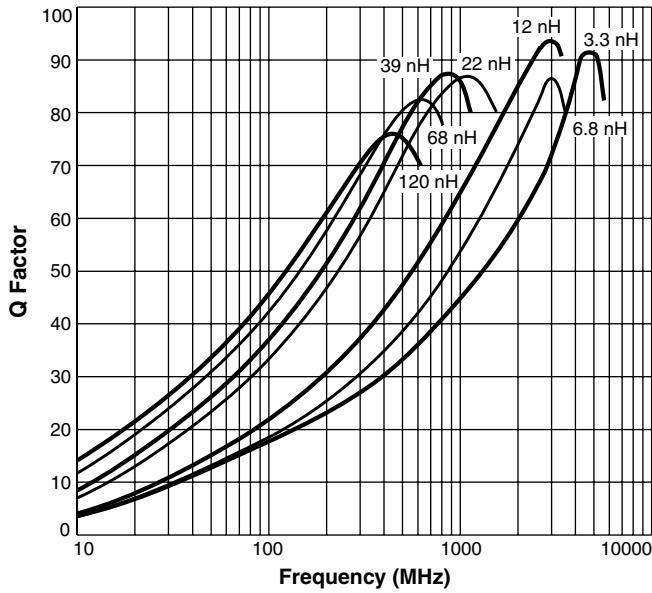
Document 159-1 Revised 01/03/04

1102 Silver Lake Road Cary, Illinois 60013 Phone 847/639-6400 Fax 847/639-1469

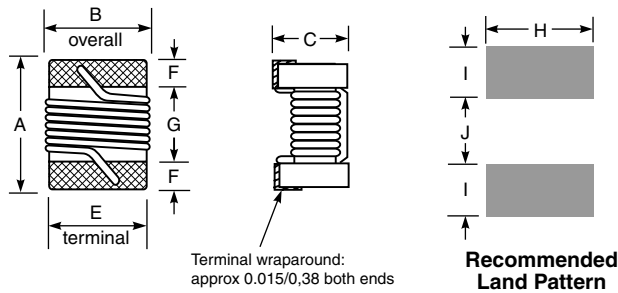
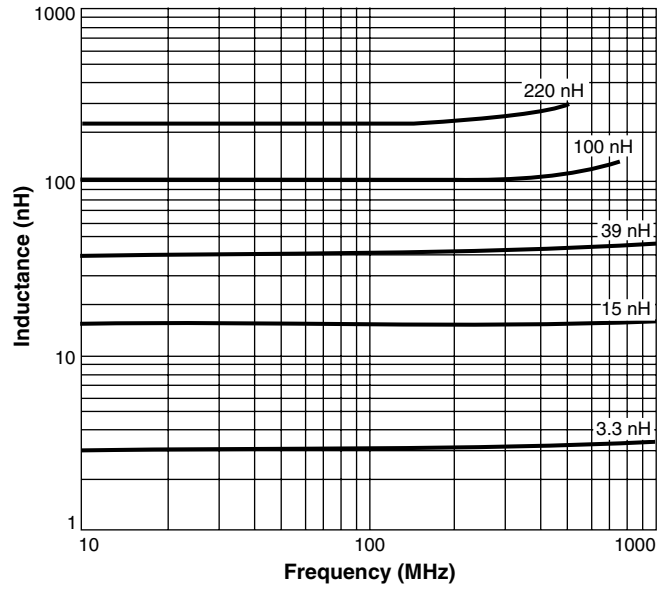
E-mail info@coilcraft.com Web <http://www.coilcraft.com>

0805HS Series (2012)

Typical Q vs Frequency



Typical L vs Frequency



A max	B max	C max	E	F	G	H	I	J
0.085	0.060	0.057	0.050	0.020	0.040	0.070	0.040	0.030
2,16	1,52	1,45	1,27	0,51	1,02	1,78	1,02	0,76

Weight: 9.8 – 10.9 mg
Terminations: Silver-palladium-platinum
Tape and reel: 2000/7" reel; 7500/13" reel 8 mm tape width
 For packaging data see Tape and Reel Specifications section.

S-Parameter files
 ON OUR WEB SITE OR CD
SPICE models
 ON OUR WEB SITE OR CD



Specifications subject to change without notice.
 Please check our website for latest information. Document 159-2 Revised 12/28/04

1102 Silver Lake Road Cary, Illinois 60013 Phone 847/639-6400 Fax 847/639-1469
 E-mail info@coilcraft.com Web http://www.coilcraft.com