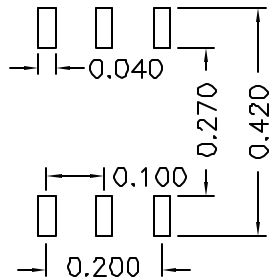
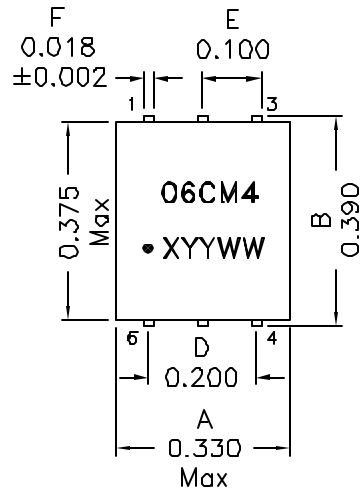


1. Mechanical Dimensions

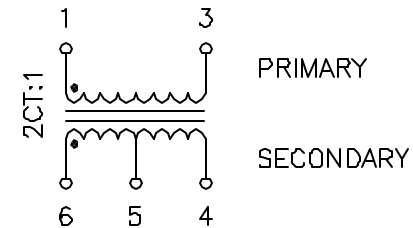


SUGGESTED PCB LAYOUT

Notes:

1. Solderability: Leads shall meet MIL-STD-202G, Method 208H for solderability.
2. Flammability: UL94V-0
3. ASTM oxygen index: > 28%
4. Insulation System: Class F 155°C, UL file E151556
5. Operating Temperature Range: All listed parameters are to be within tolerance from -40°C to +85°C
6. Storage Temperature Range: -55°C to +125°C
7. Aqueous wash compatible
8. SMD Lead Coplanarity: ±0.004" (0.102mm)
9. Electrical and mechanical specifications 100% tested
10. RoHS Compliant Component

2. Schematic:



3. Electrical Specifications: @25°C

ISOLATION: 1500Vac

TURNS RATIO: Pins (6-5-4):(1-3)=2CT:1±2%

PRI OCL: 50µH Min @100KHz 50mV

PRI Q: 8 Min @10KHz 50mV

Bandwidth: 0.100-500MHz 3dB Typ.

0.150-390MHz 2dB Typ.

0.300-220MHz 1dB Typ.

Insertion Loss: 0.45dB Typ. @Midband

Return Loss: 20dB Min @5-65MHz

Impedance: 75 Ohms

DOC. REV: B/1

XFMRS Inc www.XFMRs.com		Title: TRANSFORMERS	
UNLESS OTHERWISE SPECIFIED		P/N: XF0506-CM4	REV. B
TOLERANCES: .xxx ±0.010		DWN.	Mei Chen Aug-23-11
Dimensions in INCH		CHK.	YK Liao Aug-23-11
SHEET 1 OF 1		APP.	Joe Huff Aug-23-11