


## CTLT3410-M621 (NPN) CTLT7410-M621 (PNP)

### 25V, 1.0A Low $V_{CE(SAT)}$ Transistors in miniature TLM621 package



Central Semiconductor's CTLT3410-M621 (NPN) and CTLT7410-M621 (PNP) are Low  $V_{CE(SAT)}$  transistors in a diminutive leadless 1x2mm surface mount package designed for applications where small size, operational efficiency, and high current capability are prime requirements. The thermally efficient package design makes these devices capable of dissipating up to 3 times the power of standard devices in similarly sized packages.

#### Features:

- High operational efficiency
- High power to footprint ratio (Power Density)
- $V_{CE(SAT)}$  @ 100mA = 40mV (NPN) and 50mV (PNP)
- High collector current

#### Applications:

- DC-DC conversion
- Load switching
- LCD backlighting
- Power management

#### Benefits:

- Energy efficiency
- Complementary NPN and PNP devices
- Low profile package

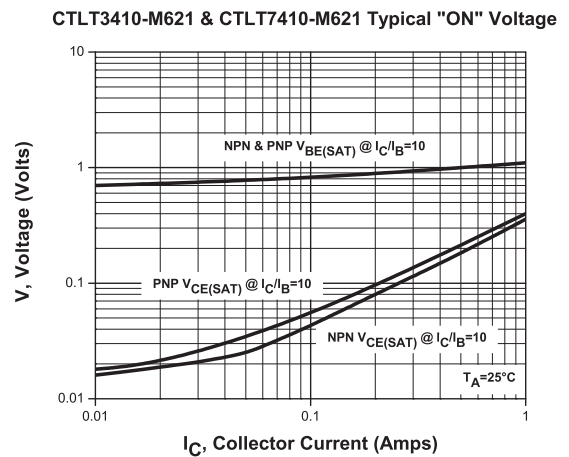
#### Literature:



New  
SMD  
SELECTION  
GUIDE

Order your selection guide today.  
Visit: [web.centralsemi.com/search/sample.php](http://web.centralsemi.com/search/sample.php)

#### Typical Electrical Characteristics



#### Samples:



To order samples of these devices visit:  
[www.centralsemi.com/info/CTLT3410-M621](http://www.centralsemi.com/info/CTLT3410-M621)  
[www.centralsemi.com/info/CTLT7410-M621](http://www.centralsemi.com/info/CTLT7410-M621)

weblink scan

Use QR reader  
for direct link to  
product web page.

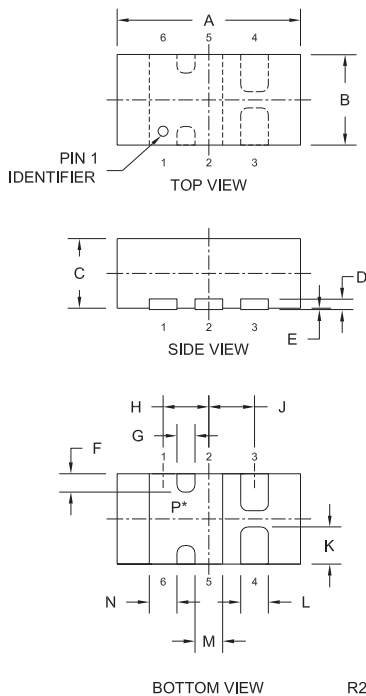


Electrical Characteristics: ( $T_A = 25^\circ\text{C}$ unless otherwise noted)													Thermal Characteristics				
	$I_C$ (A) MAX	$BV_{CBO}$ (V) MIN	$BV_{CEO}$ (V) MIN	$BV_{EBO}$ (V) MIN	$I_{CBO}$ @ $V_{CB}$ (nA) MAX	$I_{CB}$ (V)	$h_{FE}$		@ $V_{CE}$ @ $I_C$		$V_{CE(SAT)}$ @ $I_C$		$C_{ob}$ (pF) TYP	$f_T$ (MHz) MIN	$P_D$ (W) MAX	$T_J, T_{stg}$ ( $^\circ\text{C}$ ) MAX	$\Theta_{JA}$ ( $^\circ\text{C}/\text{W}$ ) MAX
							MIN	MAX	(V)	(mA)	(mV) TYP	(mA)					
NPN	1.0	40	25	6.0	100	40	100	300	1.0	100	25 40 80	50 100 200	6.0	100	0.9	-65 to +150	139
PNP	1.0	40	25	6.0	100	40	100	300	1.0	100	30 50 95	50 100 200	10	100	0.9	-65 to +150	139

# CTLT3410-M621 (NPN) CTLT7410-M621 (PNP)

## 25V, 1.0A Low $V_{CE(SAT)}$ Transistors in miniature TLM621 package

### Mechanical Drawing - TLM621



SYMBOL	INCHES		MILLIMETERS	
	MIN	MAX	MIN	MAX
A	0.073	0.085	1.850	2.150
B	0.033	0.045	0.850	1.150
C	0.028	0.031	0.700	0.800
D	0.006		0.150	
E	0.000	0.002	0.000	0.050
F	0.008		0.200	
G	0.010		0.250	
H	0.020		0.500	
J	0.020		0.500	
K	0.012	0.020	0.300	0.500
L	0.007	0.012	0.180	0.300
M	0.007	0.012	0.180	0.300
N	0.007	0.012	0.180	0.300

TLM621 (REV: R2)

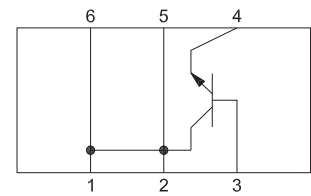
#### LEAD CODES:

- 1) Collector
- 2) Collector
- 3) Base
- 4) Emitter
- 5) Collector
- 6) Collector

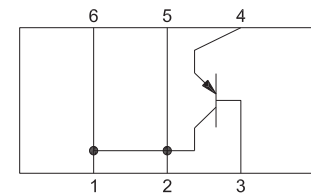
#### MARKING CODES:

- CTLT3410-M621: CB
- CTLT7410-M621: CD

### Pinouts



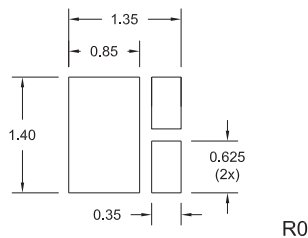
CTLT3410-M621



CTLT7410-M621

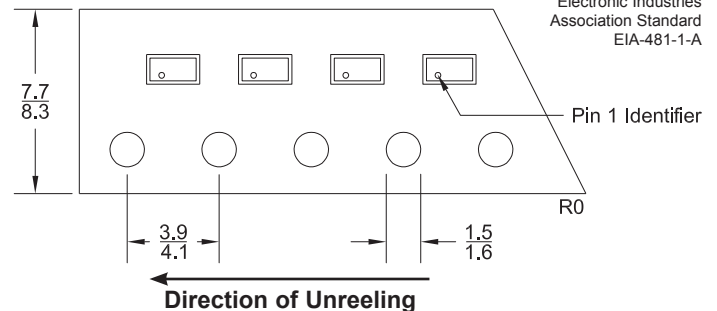
\* Exposed pad P connects pins 1, 2, 5, and 6

### Suggested Mounting Pads (Dimensions in mm)



### Tape Dimensions and Orientation (Dimensions in mm)

Tape Width: 8mm



### Packaging Base / Ordering Information

Reel Size	Quantity	Central Item No.
7"	3,000	CTLT3410-M621 TR
		CTLT7410-M621 TR

### Reel Packing Information

Reel Size	Reels per Box (Maximum)	Parts per Box (Maximum)	Box Dimensions		Shipping Weight (Max.)	
			INCH	CM	LB	KG
7"	9	27,000	9x9x5	23x23x13	3	2
	18	54,000	9x9x9	23x23x23	6	3
	40	120,000	21x9x9	53x23x23	13	6
	108	324,000	27x9x17	69x23x43	34	16

Sample devices available upon request. To order samples of these devices visit: [www.centrasemi.com/info/CTLT3410-M621](http://www.centrasemi.com/info/CTLT3410-M621)  
[www.centrasemi.com/info/CTLT7410-M621](http://www.centrasemi.com/info/CTLT7410-M621)

**Central Semiconductor Corp.** Innovative Discrete Semiconductors

For further information contact:  
Sales at Central Semiconductor Corp.  
(631) 435-1110 or visit:  
[www.centrasemi.com](http://www.centrasemi.com)

145 Adams Avenue • Hauppauge • New York • 11788 • USA • Tel:(631) 435-1110 • Fax:(631) 435-1824

PB CTLT7410-M621