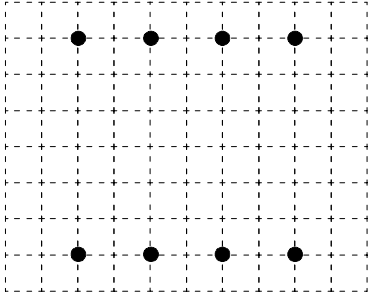


PARAMETER		UNITS
Primary Impedance	600	Ω
Secondary Impedance	50	Ω
Longitudinal Balance 200 - 50000 Hz	60dB min.	
Primary DC Resistance	10	Ω Max.
Secondary DC Resistance	4	Ω Max.
Frequency Response 300 - 50000Hz	± 1.5	dB
Insertion Loss	1.0 dB @ 25kHz	
Isolation (HI-POT)	1000	V_{RMS}
Primary DC	None	

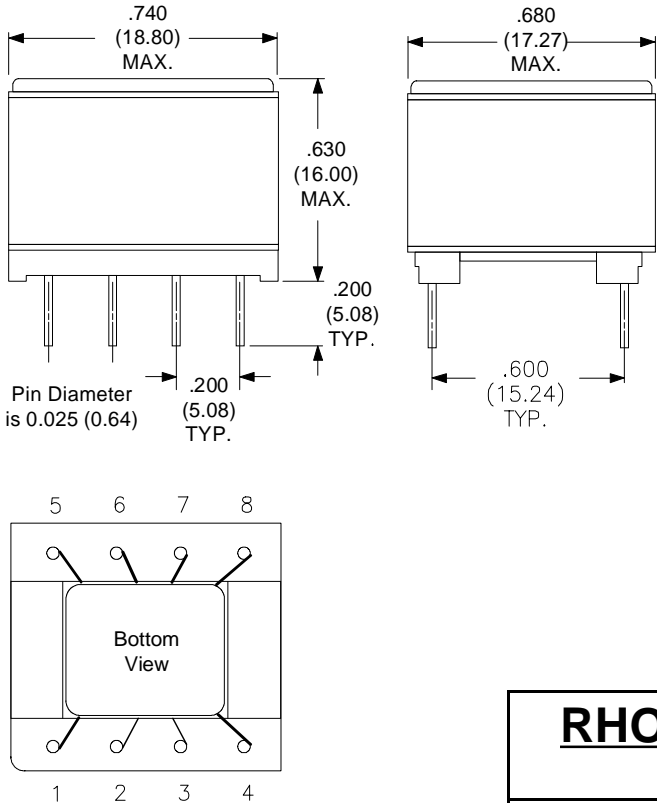
T-831

Pin
Position
Grid
0.100
(2.54)

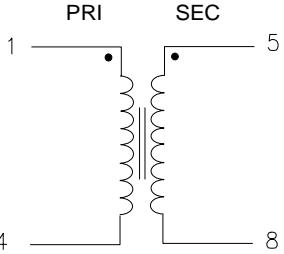
● Holes
For
Bobbin
Pins



Physical Dimensions in inches (mm)



SCHEMATIC DIAGRAM



RHOMBUS INDUSTRIES INC.	
FSCM NO. 16714	
RHOMBUS P/N: T-831	
CUST P/N:	NAME:
DATE: 3/18/97	SHEET: 1 OF 1