

Protection in Portable Electronics Applications.

### FEATURES

- Transient protection for data lines to  
IEC 61000-4-2(ESD) 15kV(Air), 8kV(Contact)
- IEC 61000-4-4(EFT) 40A(tp=5/50ns)
- IEC 61000-4-5(Lightning) 5A(tp=8/20µs)
- Bidirectional Type Pin Configuration Structure.
- Small package for use in portable electronics.
- Suitable replacement for Multi-Layer Varistors in ESD protection applications.
- Protects one I/O or power line.
- Low clamping voltage.
- Low leakage current.

### APPLICATIONS

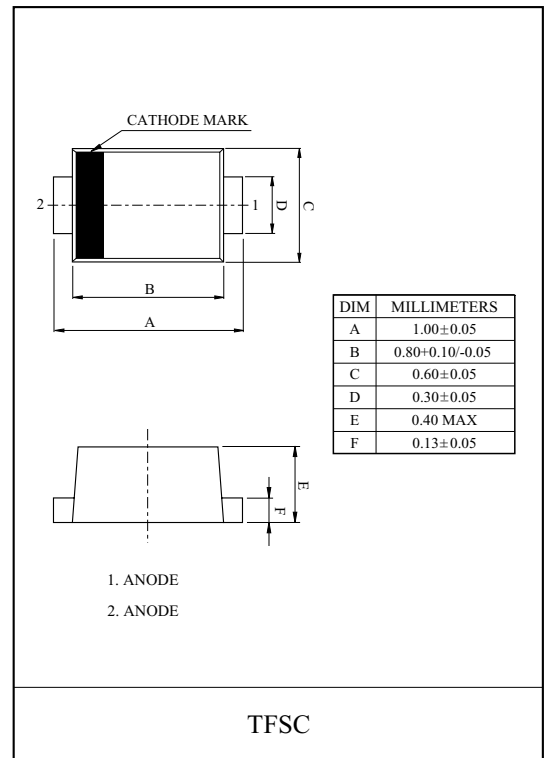
- Cell phone handsets and accessories.
- Cordless phone
- Personal digital assistants (PDA s)
- Notebooks, desktops, & servers.
- Portable instrumentation.

### MAXIMUM RATING (Ta=25 °C)

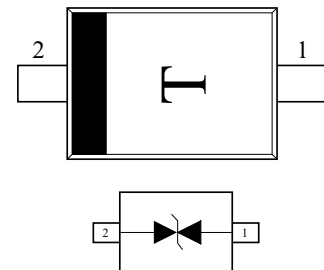
CHARACTERISTIC	SYMBOL	RATING	UNIT
Peak Pulse Power (tp=8/20µs)	P <sub>PK</sub>	50	W
Junction Temperature	T <sub>j</sub>	-55 ~ 150	°C
Storage Temperature	T <sub>stg</sub>	-55 ~ 150	°C

### ELECTRICAL CHARACTERISTICS (Ta=25 °C)

CHARACTERISTIC	SYMBOL	TEST CONDITION	MIN.	TYP.	MAX.	UNIT
Reverse Stand-Off Voltage	V <sub>RWM</sub>	-	-	-	3.3	V
Reverse Breakdown Voltage	V <sub>BR</sub>	I <sub>t</sub> =1mA	4.2	-	6.2	V
Reverse Leakage Current	I <sub>R</sub>	V <sub>RWM</sub> =3.3V	-	-	20	µA
Clamping Voltage	V <sub>C</sub>	I <sub>PP</sub> =5A, tp=8/20µs	-	-	17	V
Junction Capacitance	C <sub>J</sub>	V <sub>R</sub> =0V, f=1MHz	-	-	25	pF

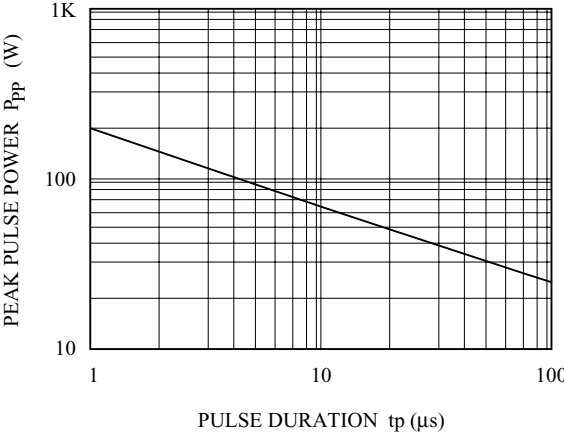


### Marking

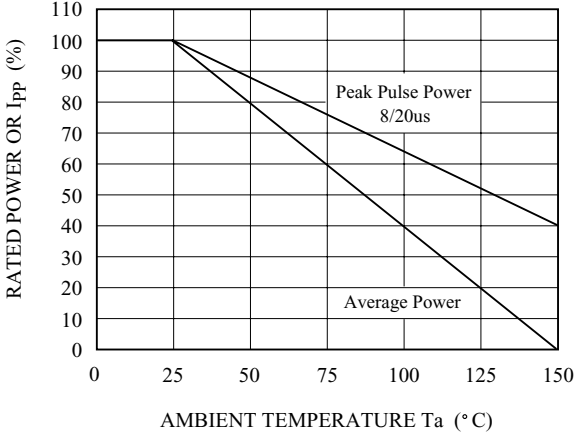


# PG03DBTFC

NON-REPETITIVE PEAK PULSE  
POWER VS. PULSE TIME



POWER DERATION CURVE



PULSE WAVEFORM

