

PLEASE CHECK WWW.MOLEX.COM FOR LATEST PART INFORMATION

Part Number: [0905722642](#)
Status: **Active**
Description: 2.54mm (.100") Pitch QF-50™ Header, Right Angle, Dual Row, Shrouded, DIN Keying, with Latch/Eject Levers, 64 Circuits, 0.76 µm Gold (Au)

Documents:

[Drawing \(PDF\)](#) [RoHS Certificate of Compliance \(PDF\)](#)

Agency Certification

CSA LR19980
 UL E29179

General

Product Family Ribbon Cable / Wire Trap Connectors
 Series [90572](#)
 Comments Eject Levers
 Component Type PCB Header
 Glow-Wire Compliant No
 Product Name QF-50™

Physical

Circuits (Loaded) 64
 Circuits (maximum) 64
 Color - Resin Black
 Durability (mating cycles max) 300
 Entry Angle 90° Angle
 Flammability 94V-0
 Lock to Mating Part None
 Material - Metal Brass
 Material - Plating Mating Gold
 Material - Plating Termination Tin
 Material - Resin Polyester
 Number of Rows 2
 PCB Locator No
 PCB Retention None
 PCB Thickness Recommended (in) 0.062 In
 PCB Thickness Recommended (mm) 1.60 mm
 Packaging Type Tray
 Pitch - Mating Interface (in) 0.100 In
 Pitch - Mating Interface (mm) 2.54 mm
 Pitch - Term. Interface (in) 0.100 In
 Pitch - Term. Interface (mm) 2.54 mm
 Plating min: Mating (µin) 30.4
 Plating min: Mating (µm) 0.76
 Plating min: Termination (µin) 120
 Plating min: Termination (µm) 3
 Polarized to Mating Part Yes
 Polarized to PCB No
 Shrouded Closed Ends
 Stackable No
 Surface Mount Compatible (SMC) No
 Temperature Range - Operating -25°C to +85°C
 Termination Interface: Style Through Hole
 Wire Insulation Diameter N/A
 Wire Size AWG N/A
 Wire/Cable Type Ribbon Cable




image - Reference only

EU RoHS

China RoHS

Compliance Status

Not Reviewed

REACH SVHC

Not Reviewed

Halogen-Free

Status

Not Reviewed

Need more information on product environmental compliance?

Email productcompliance@molex.com
 For a multiple part number RoHS Certificate of Compliance, [click here](#)

Please visit the [Contact Us](#) section for any non-product compliance questions.

Search Parts in this Series

[90572Series](#)

Mates With

[90635 QF-50™ Female Housing](#)

Electrical

Current - Maximum per Contact

1A

Voltage - Maximum

250V AC/DC

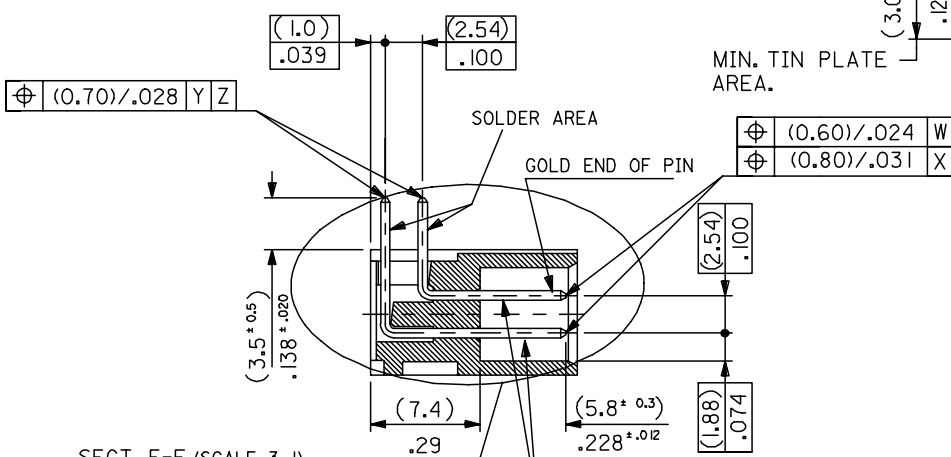
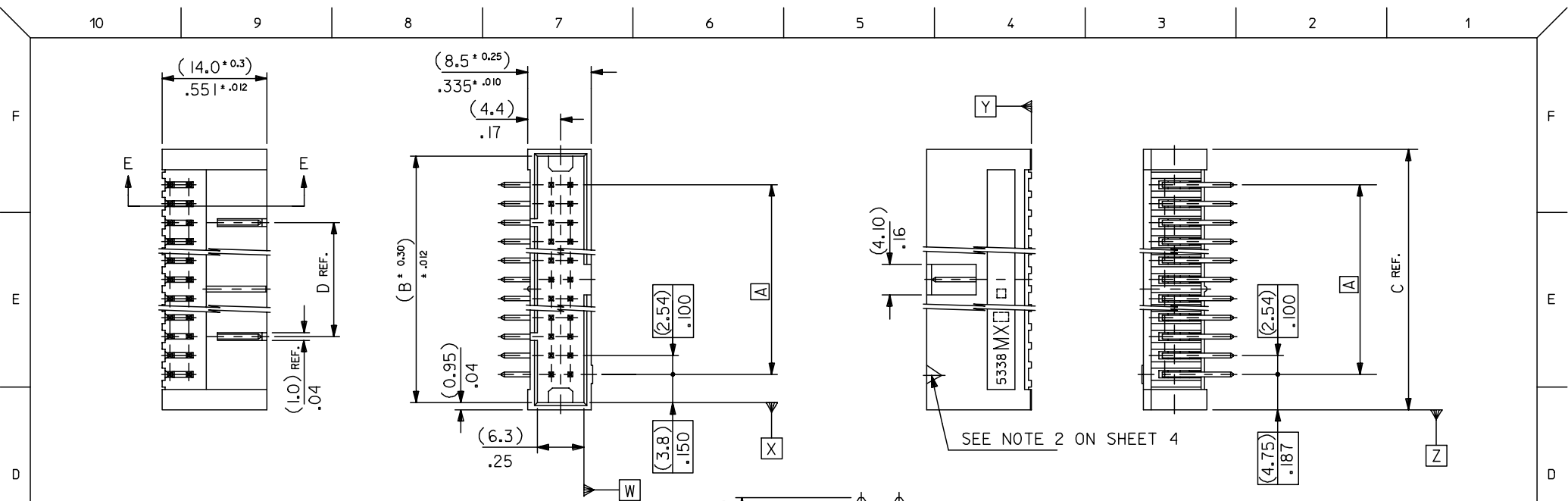
Material Info**Reference - Drawing Numbers**

Sales Drawing

SDA-90572

This document was generated on 06/08/2010

PLEASE CHECK WWW.MOLEX.COM FOR LATEST PART INFORMATION



DETAIL A
DIMENSIONS FOR SELECTIVE
PLATING'S, SCALE 4:1

- NOTES:
- 1: FOR MATERIAL SPECIFICATION SEE NOTE 1. ON SHEET 4.
 - 2: FOR RECOMMENDED P.C.B.HOLE PATTERN, PART NOTS AND UNSTATED DIMENSIONS SEE SHEET 4.
 - 3: PRODUCT SPEC. No. : PS-99020-0015.

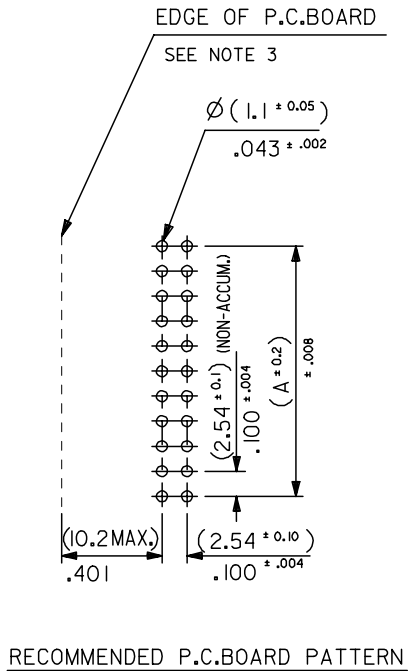
MEASURE POINT FOR GOLD PLATING THICKNESS TYP.

SECT. E-E (SCALE 3-1)

SEE DETAIL A

CORRECTED PS EC NO: E2008-0129 DRWN:DBYRNES 2007/09/13 CHKD: 2007/09/13 APPR:EOMAHONY 2007/09/14	QUALITY SYMBOLS	GENERAL TOLERANCES (UNLESS SPECIFIED)	DIMENSION STYLE	SCALE	DESIGN UNITS	THIRD ANGLE PROJECTION										
	$\nabla=0$ $\sphericalangle=0$	<table border="1"> <tr><th>mm</th><th>INCH</th></tr> <tr><td>4 PLACES ± ---</td><td>± ---</td></tr> <tr><td>3 PLACES ± ---</td><td>± .008</td></tr> <tr><td>2 PLACES ± 0.20</td><td>± .008</td></tr> <tr><td>1 PLACE ± 0.20</td><td>± ---</td></tr> </table>	mm	INCH	4 PLACES ± ---	± ---	3 PLACES ± ---	± .008	2 PLACES ± 0.20	± .008	1 PLACE ± 0.20	± ---	MM/IN	2:1	METRIC	
	mm	INCH														
	4 PLACES ± ---	± ---														
3 PLACES ± ---	± .008															
2 PLACES ± 0.20	± .008															
1 PLACE ± 0.20	± ---															
DESCRIPTION	<table border="1"> <tr><th>mm</th><th>INCH</th></tr> <tr><td colspan="2">ANGULAR ±1/2°</td></tr> </table>	mm	INCH	ANGULAR ±1/2°		DRAWN BY	DATE	TITLE								
mm	INCH															
ANGULAR ±1/2°																
REV		POB	1990/09/17	QIK FLECS RIGHT ANGLE HEADER FOR IMPROVED WIPE FEMALE												
		CHECKED BY	DATE	MOLEX	MOLEX INCORPORATED											
		APPROVED BY	DATE	DOCUMENT NO.	SDA-90572											
		MATERIAL NO.		SHEET NO.	3 OF 4											
		DRAFT WHERE APPLICABLE MUST REMAIN WITHIN DIMENSIONS	ENTER PART	THIS DRAWING CONTAINS INFORMATION THAT IS PROPRIETARY TO MOLEX INCORPORATED AND SHOULD NOT BE USED WITHOUT WRITTEN PERMISSION												

(78.74)/3.100	(86.34)/3.400	(88.24)/3.474	(63.50)/2.500	90572-2641	90572-2642	90572-2643		64
(73.66)/2.900	(81.26)/3.200	(83.16)/3.274	(50.80)/2.000	-2601	-2602	-2603		60
(60.96)/2.400	(68.56)/2.700	(70.46)/2.774	(38.10)/1.500	-2501	-2502	-2503	90572-2509	50
(48.26)/1.900	(55.86)/2.200	(57.76)/2.274	(33.02)/1.300	-2401	-2402	-2403	-2409	40
(40.64)/1.600	(48.24)/1.900	(50.14)/1.974	(30.48)/1.200	-2341	-2342	-2343	-2349	34
(35.56)/1.400	(43.16)/1.700	(45.06)/1.774	(25.40)/1.000	-2301	-2302	-2303	-1309	30
(30.48)/1.200	(38.08)/1.500	(39.98)/1.574	————	-2261	-2262	-2263	-2269	26
(22.86)/.900	(30.46)/1.200	(32.36)/1.274	————	-2201	-2202	-2203	-1209	20
(17.78)/.700	(25.38)/1.000	(27.28)/1.074	————	-2161	-2162	-2163	-2169	16
(15.24)/.600	(22.84)/.900	(24.74)/.974	————	-2141	-2142	-2143	-2149	14
(10.16)/.400	(17.76)/.700	(19.66)/.774	————	90572-2101	90572-2102	90572-2103	90572-2109	10
A	B	C	D	ENG. NO. GS1 PLATING	ENG. NO. GS2 PLATING	ENG. NO. GS3 PLATING	ENG. NO. PRE TIN	NO. OF CKTS.



NOTES

1. MATERIAL

HEADER : GLASS FILLED POLYESTER (UL 94V0), COLOUR - BLACK.
PINS : BRASS SIZE # (0.635)/.025 .
LEVER : GLASS FILLED POLYESTER (UL 94V0), COLOUR - BLACK.
SPRING PINS : STEEL

2. COLOUR IDENTIFICATION MARK FOR PLATING OPTIONS.

90572-2**1, (1um)/39uin MIN. NICKEL UNDERPLATE. CONTACT AREA
GS1 PLATING (0.1um)/4uin MIN. GOLD. SOLDER AREA (3um)/118uin MIN.
TIN. COLOUR MARK: YELLOW.
90572-2**2, (1um)/39uin MIN. NICKEL UNDERPLATE. CONTACT AREA
GS2 PLATING (0.76um)/30uin MIN. GOLD. SOLDER AREA (3um)/118uin MIN.
TIN. COLOUR MARK: BROWN.
90572-2**3, (1um)/39uin MIN. NICKEL UNDERPLATE. CONTACT AREA
GS3 PLATING (0.25um)/10uin MIN. GOLD. SOLDER AREA (3um)/118uin MIN.
TIN. COLOUR MARK: BLUE.
90572-2**9, (0.5-1um)/20-40uin NICKEL UNDER (1.0-3.0um)/39-118uin TIN.
PRE-TIN COLOUR MARK: BLACK, (NO MARK).

3. 10.2mm MAX. TO EDGE OF PCB FOR DAISY CHAIN APPLICATIONS.

4. RECOMMENDED PCB THICKNESS 1.6mm

ADDED NOTE 4 EC NO: E2008-0129 DRWN: DBYRNES CHKD: APPR: EOMAHONY 2007/09/13 2007/09/13 2007/09/14	QUALITY SYMBOLS ▽=0 ▽=0	GENERAL TOLERANCES (UNLESS SPECIFIED)		DIMENSION STYLE MM/IN		SCALE 2:1	DESIGN UNITS METRIC	THIRD ANGLE PROJECTION			
		4 PLACES \pm --- \pm --- 3 PLACES \pm --- \pm .008 2 PLACES \pm 0.20 \pm .008 1 PLACE \pm 0.20 \pm --- ANGULAR \pm 1/2°	DRAWN BY POB DATE 1990/07/17	TITLE QIK FLECS RIGHT ANGLE HEADER FOR IMPROVED WIPE FEMALE							
		DRAFT WHERE APPLICABLE MUST REMAIN WITHIN DIMENSIONS		SEE CHART		MOLEX INCORPORATED				SHEET NO. 4 OF 4	
		MATERIAL NO.		DOCUMENT NO.		SDA-90572				THIS DRAWING CONTAINS INFORMATION THAT IS PROPRIETARY TO MOLEX INCORPORATED AND SHOULD NOT BE USED WITHOUT WRITTEN PERMISSION	