

## NON-ISOLATED DC/DC CONVERTERS

4.5 Vdc - 14 Vdc Input

0.75 Vdc - 3.63 Vdc/16 A Output


**bel**  
POWER PRODUCTS

**VRBC-16E2Ax**

**RoHS Compliant**

**Rev.A**

- Non-Isolated
- High Efficiency
- Fixed Frequency
- Low Cost
- Wide Trim
- Flexible Output Voltage Sequencing (option)
- Wide Input
- Under-Voltage Lockout (UVLO)
- Over Temperature ShutDown
- OCP/SCP
- Remote Sense
- Remote On/Off
- Industrial Temperature Range (option)
- Active Low/High (Option)



### Description

The Bel VRBC-16E2Ax is part of the non-isolated dc/dc converter series. The modules use a SIP package. These converters are available in a range of output voltages from 0.75 Vdc to 3.63 Vdc over a wide range of input voltage ( $V_{in} = 4.5 \text{ Vdc} - 14 \text{ Vdc}$ ). The Bel VRBC-16E2Ax has a sequencing feature that enables designers to implement various types of output voltage sequencing when powering. The efficiency is typically 93.5% at 3.3 Vdc output and 5 Vdc input at full load.

### Part Selection

Output Voltage	Input Voltage	Max. Output Current	Max. Output Power	Typical Efficiency	Model Number Active Low	Model Number Active High
0.75 V - 3.63 V	4.5 V - 14 V	16 A	58 W	93.5%	VRBC-16E2AL	VRBC-16E2A0

- Notes:** 1. All part numbers above indicate RoHS 6. Change the second letter "R" to "7" for RoHS 5 part numbers.  
2. Add "G" suffix at the end of the model number to indicate Tray Packaging.

### Absolute Maximum Ratings

Parameter	Min	Typ	Max	Notes
Input Voltage (continuous)	-0.3 V	-	15 V	
Output Enable Terminal Voltage	-0.3 V	-	15 V	
Sequencing Voltage <sup>1</sup>	-0.3 V	-	$V_{in}$	
Ambient Temperature	-40 °C	-	85 °C	
Storage Temperature	-55 °C	-	125 °C	

**Notes:** All specifications are typical at 25 °C unless otherwise stated.

1. VRBC-16E2Ax series of modules include a sequencing feature that enables users to implement various types of output voltage sequencing in their applications. This is accomplished via an additional sequencing pin. When not using the sequencing feature, either, tie the SEQ pin to  $V_{in}$  or leave it unconnected.

# NON-ISOLATED DC/DC CONVERTERS

4.5 Vdc - 14 Vdc Input

0.75 Vdc - 3.63 Vdc/16 A Output



## Input Specifications

Parameter	Min	Typ	Max	Notes
Input Voltage				
Vo,set < 3.0	4.5 V	-	14 V	
Vo,set ≥ 3.0	Vo,set+1.5 V	-	14 V	
Input Current (full load)	-	-	15 A	
Input Current (no load)	-	100 mA	-	
Remote Off Input Current	-	2 mA	-	
Input Reflected Ripple Current (pk-pk)	-	-	400 mA	Tested with one 1000 uF/25 V AL input capacitor with ESR=0.03 ohm max and 6 × 47uF/16 V tan capacitors with ESR=0.013 ohm max at 100 kHz, & simulated source impedance of 1000 nH, 5 Hz to 20 MHz.
Input Reflected Ripple Current (rms)	-	-	150 mA	
I <sup>2</sup> t Inrush Current Transient	-	0.2 A <sup>2</sup> s	0.4 A <sup>2</sup> s	
Turn-on Voltage Threshold	-	4.3 V	-	
Turn-off Voltage Threshold	3.7 V	-	4.2 V	

**Note:** All specifications are typical at nominal input, full load at 25 °C unless otherwise stated.

## Output Specifications

Parameter	Min	Typ	Max	Notes
Output Voltage Set Point	-2% Vo,set	-	2% Vo,set	Vin=12 V, full load
Load Regulation	-	0.2% Vo,set	-	Io=Iomin to Iomax
Line Regulation	-	0.3% Vo,set	-	Vin=Vinmin to Vinmax
Regulation Over Temperature (-40°C to +85°C)	-	0.3% Vo,set	-	Tref=Tamin to Tamax
Output Current	0 A	-	16 A	
Current Limit Threshold	-	180% Io,out	-	
Short Circuit Surge Transient	-	1 A <sup>2</sup> s	3 A <sup>2</sup> s	
Ripple and Noise (pk-pk)	-	30 mV	80 mV	Tested with 0-20 MHz, 10 uF Tantalum capacitor & 1 uF TDK ceramic capacitor at the output
Ripple and Noise (rms)	-	12 mV	35 mV	
Turn on Time	-	8 mS	20 mS	
Overshoot at Turn on	-	-	1% Vo,set	
Output Capacitance	0 uF	-	5600 uF	
<b>Transient Response</b>				
50% ~ 100% Max Load	All	-	100 mV	di/dt=2.5 A/uS; Vin=12 V; and Cext=0 uF.
Settling Time		-	80 uS	
100% ~ 50% Max Load		-	100 mV	
Settling Time		-	80 uS	

**Note:** All specifications are typical at nominal input, full load at 25 °C unless otherwise stated.

# NON-ISOLATED DC/DC CONVERTERS

4.5 Vdc - 14 Vdc Input

0.75 Vdc - 3.63 Vdc/16 A Output

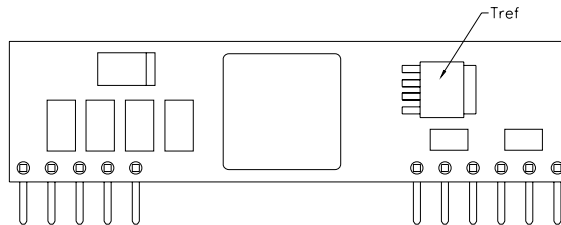


## General Specifications

Parameter	Min	Typ	Max	Notes	
Efficiency	Vo=3.3 V	-	91.7%	-	Measured at Vin=12 V, full load
	Vo=2.5 V	-	90.4%	-	
	Vo=1.8 V	-	87.5%	-	
	Vo=1.5 V	-	86%	-	
	Vo=1.2 V	-	85%	-	
	Vo=0.75 V	-	79%	-	
Efficiency	Vo=3.3 V	-	93.5%	-	Measured at Vin=5 V, full load
	Vo=2.5 V	-	91.5%	-	
	Vo=1.8 V	-	88.4%	-	
	Vo=1.5 V	-	87%	-	
	Vo=1.2 V	-	86%	-	
	Vo=0.75 V	-	80%	-	
Switching Frequency	250 kHz	280 kHz	310 kHz		
Over Temperature Shutdown <sup>1</sup>	-	130 °C	-		
Output Trim Range (Wide Trim)	0.7525 V	-	3.63 V		
Remote Sense Compensation	-	-	0.5 V		
MTBF	4,619,490 hours			Calculated Per Bell Core SR-332 (Io = 80% Io,max; Vin=12 V; Vo=3.3 V; Ta = 25 °C)	
Dimensions	Inches (L × W × H)			2.0x 0.5 x 0.32	
	Millimeters (L × W × H)			50.8 x 12.7 x 8.13	
Weight	-	7.1 g	-		

**Notes:** All specifications are typical at 25 °C unless otherwise stated.

- The Tref temperature measurement location:



## Control Specifications

Parameter	Min	Typ	Max	Notes
<b>Remote On/Off</b>				
Signal Low (Unit Off)	-0.2 V	-	0.3 V	VRBC-16E2A0; Remote On/Off pin open, Unit on.
Signal High (Unit On)	-	-	Vin, max	
Signal Low (Unit On)	-0.2 V	-	0.3 V	VRBC-16E2AL; Remote On/Off pin open, Unit on.
Signal High (Unit Off)	2.5 V	-	Vin, max	
<b>Voltage Sequencing</b>				
Sequencing Delay Time	25 mS	-	-	Delay from Vinmin to application of voltage on SEQ pin
Sequencing Slew Rate Capability	-	-	2 V/mS	Vinmin to Vinmax; Iomin to Iomax; Vseq<Vo
Tracking Accuracy	Power-Up	-	100 mV	
	Power-Down	-	200 mV	400 mV

## NON-ISOLATED DC/DC CONVERTERS

4.5 Vdc - 14 Vdc Input

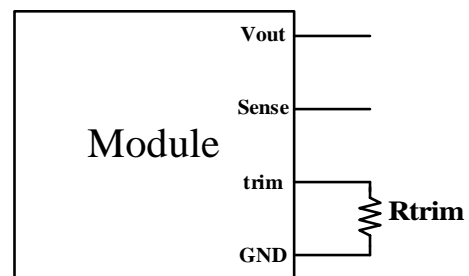
0.75 Vdc - 3.63 Vdc/16 A Output

**bel**  
POWER PRODUCTS

### Output Trim Equations

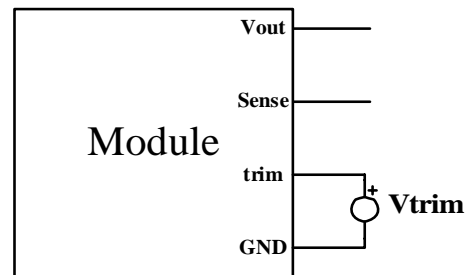
Equation for calculating the trim resistor (in  $\Omega$ ) given the desired output voltage ( $V_o$ ) is shown below. The Trim Up resistor should be connected between the Trim pin and Ground.

$$R_{trim} = \frac{10500}{V_o - 0.7525} - 1000$$



Equation for calculating the trim voltage (in V) given the desired output voltage ( $V_o$ ) is shown below. The Trim Up voltage should be connected between the Trim pin and Ground.

$$V_{trim} = 0.7 - 0.0667 \times (V_o - 0.7525)$$



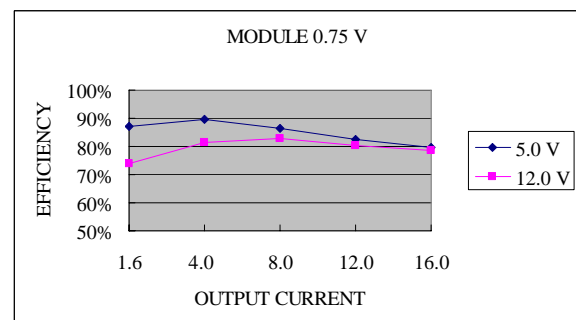
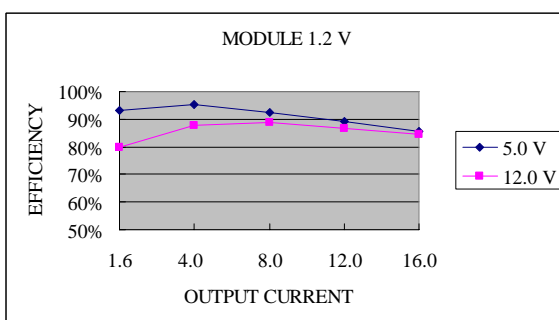
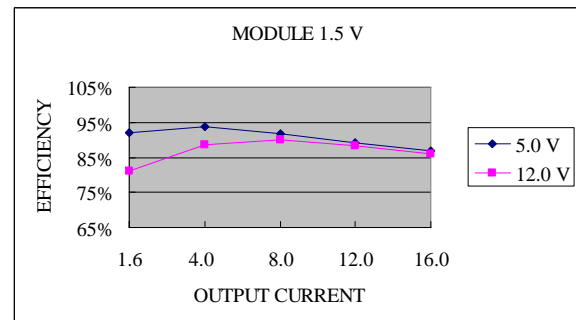
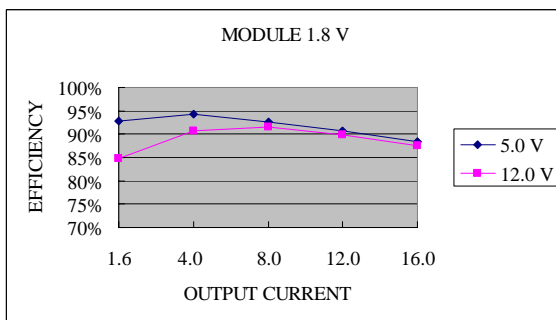
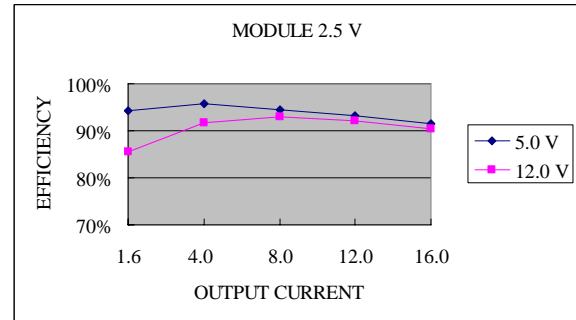
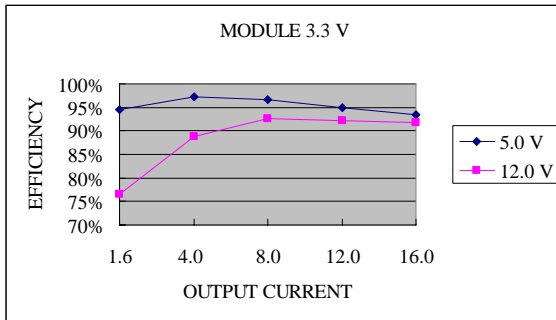
# NON-ISOLATED DC/DC CONVERTERS

4.5 Vdc - 14 Vdc Input

0.75 Vdc - 3.63 Vdc/16 A Output



## Efficiency Data



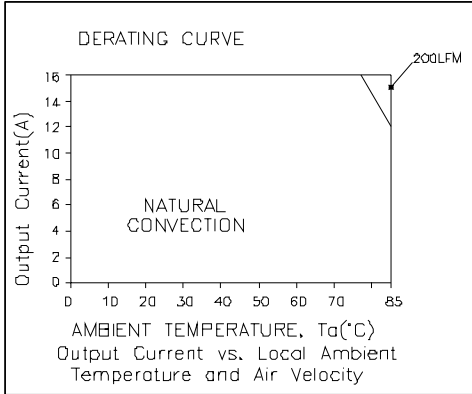
# NON-ISOLATED DC/DC CONVERTERS

4.5 Vdc - 14 Vdc Input

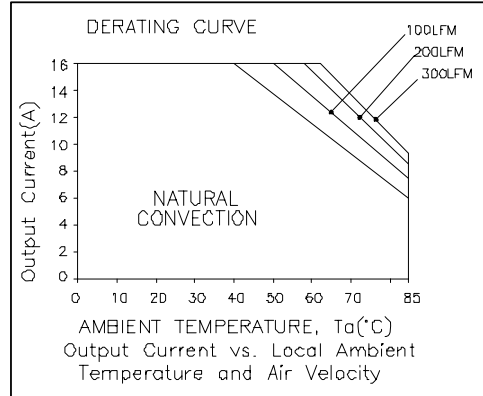
0.75 Vdc - 3.63 Vdc/16 A Output



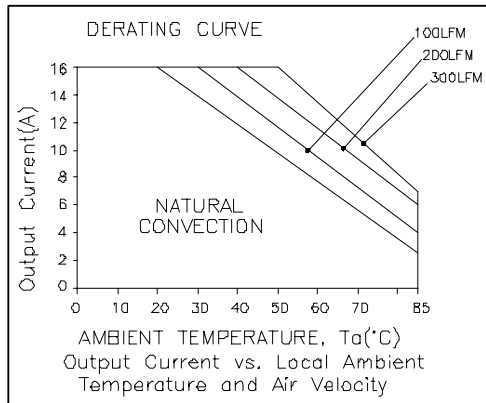
## Thermal Derating Curves



$V_o=0.75$  V;  $V_{in}=12.0$  V

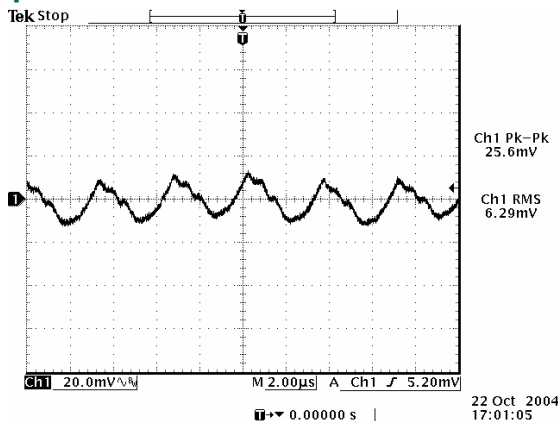


$V_o=1.8$  V;  $V_{in}=12.0$  V

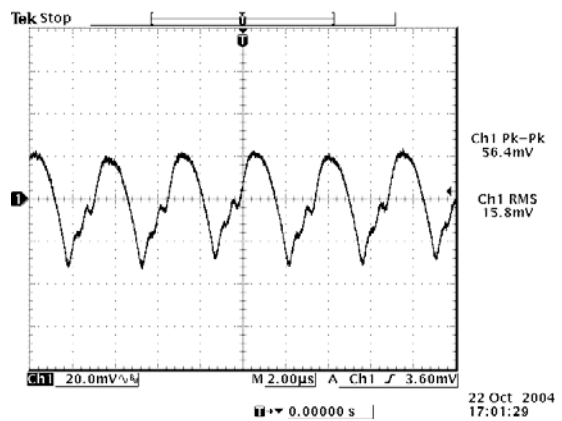


$V_o=3.3$  V;  $V_{in}=12.0$  V

## Ripple and Noise Waveforms



$V_{in}=5.0$  V,  $V_o=3.3$  V



$V_{in}=12$  V,  $V_o=3.3$  V

**Note:** External load with 10  $\mu$ F tantalum capacitor and 1  $\mu$ F ceramic at the output, full load,  $T_a=25$  deg C.

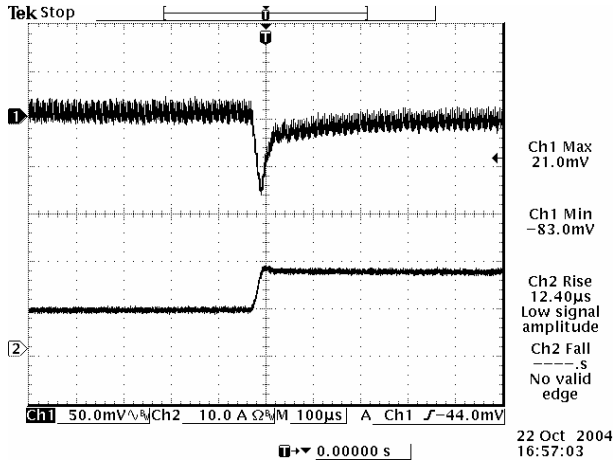
# NON-ISOLATED DC/DC CONVERTERS

4.5 Vdc - 14 Vdc Input

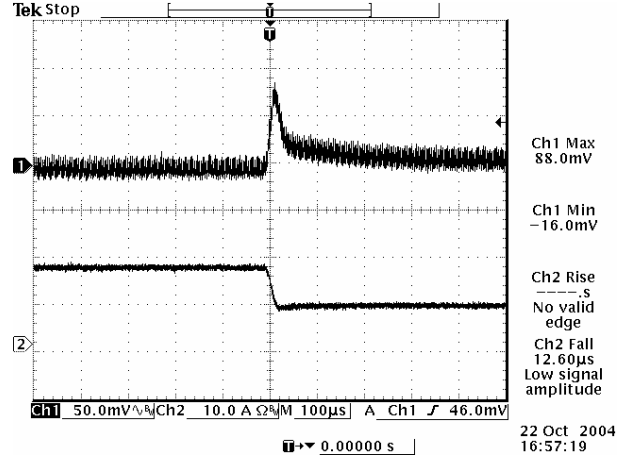
0.75 Vdc - 3.63 Vdc/16 A Output



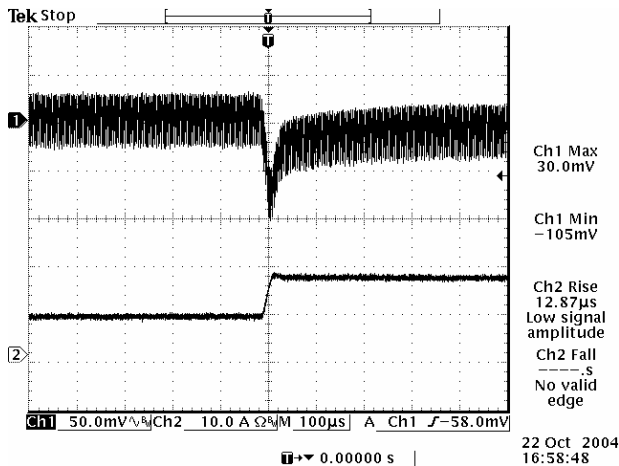
## Transient Response Waveforms



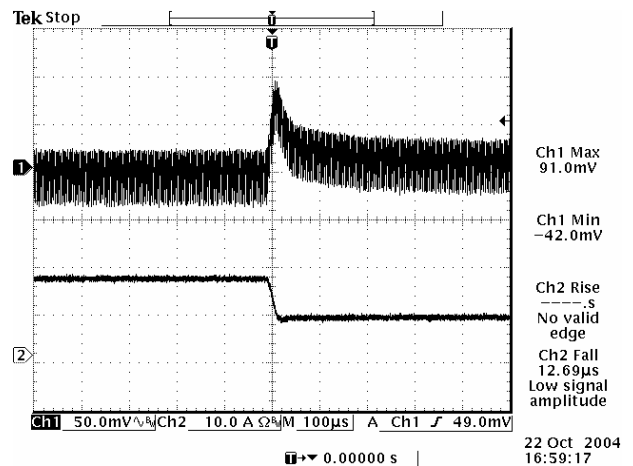
50% to 100% load Transient at  $V_{in}=5$  V,  $V_o=3.3$  V



100% to 50% load Transient at  $V_{in}=5$  V,  $V_o=3.3$  V



50% to 100% load Transient at  $V_{in}=12$  V,  $V_o=3.3$  V



100% to 50% load Transient at  $V_{in}=12$  V,  $V_o=3.3$  V

**Note:** External load capacitor  $C_{ext}=0$   $\mu$ F, and  $T_a=25$  deg C.

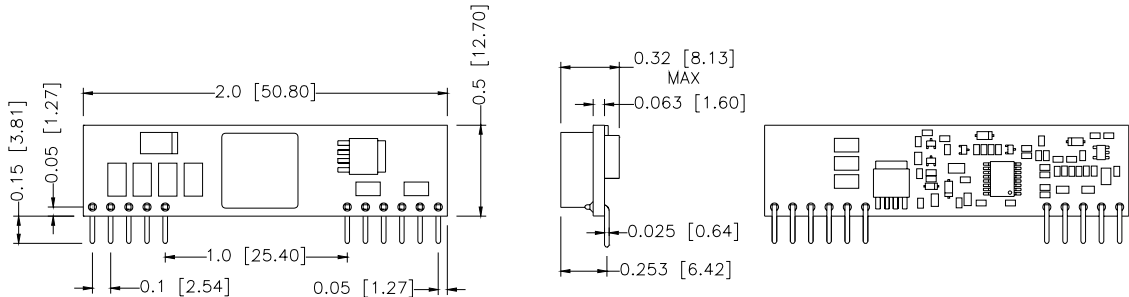
# NON-ISOLATED DC/DC CONVERTERS

4.5 Vdc - 14 Vdc Input

0.75 Vdc - 3.63 Vdc/16 A Output



## Mechanical Outline

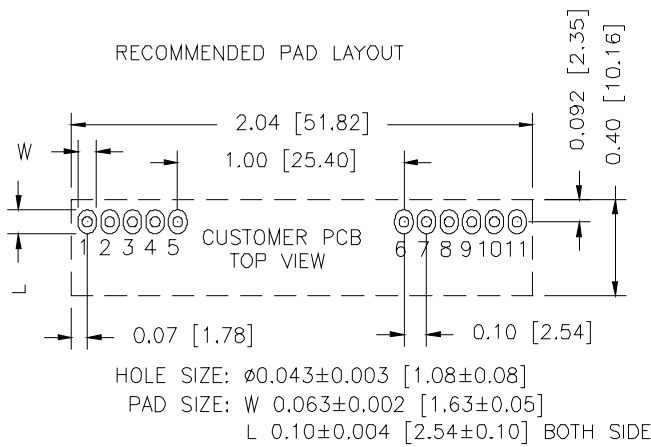
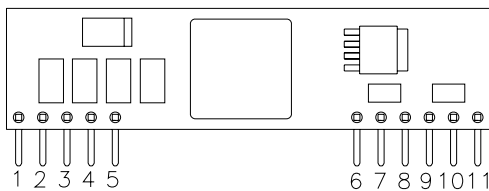


UNIT: INCH [MM]

TOP VIEW

SIDE VIEW

BACK VIEW



## Pin Connections

Pin	Function
1	Vo
2	Vo
3	Remote Sense
4	Vo
5	Ground
6	Ground
7	Vin
8	Vin
9	SEQ
10	Trim
11	Remote On/Off

## RoHS Compliance

Complies with the European Directive 2002/95/EC, calling for the elimination of lead and other hazardous substances from electronic products.



©2007 Bel Fuse Inc. Specifications subject to change without notice. 011607

### CORPORATE

**Bel Fuse Inc.**  
 206 Van Vorst Street  
 Jersey City, NJ 07302  
 Tel 201-432-0463  
 Fax 201-432-9542  
[www.belfuse.com](http://www.belfuse.com)

### FAR EAST

**Bel Fuse Ltd.**  
 8F/ 8 Luk Hop Street  
 San Po Kong  
 Kowloon, Hong Kong  
 Tel 852-2328-5515  
 Fax 852-2352-3706  
[www.belfuse.com](http://www.belfuse.com)

### EUROPE

**Bel Fuse Europe Ltd.**  
 Preston Technology Management Centre  
 Marsh Lane, Suite G7, Preston  
 Lancashire, PR1 8UD, U.K.  
 Tel 44-1772-556601  
 Fax 44-1772-888366  
[www.belfuse.com](http://www.belfuse.com)