
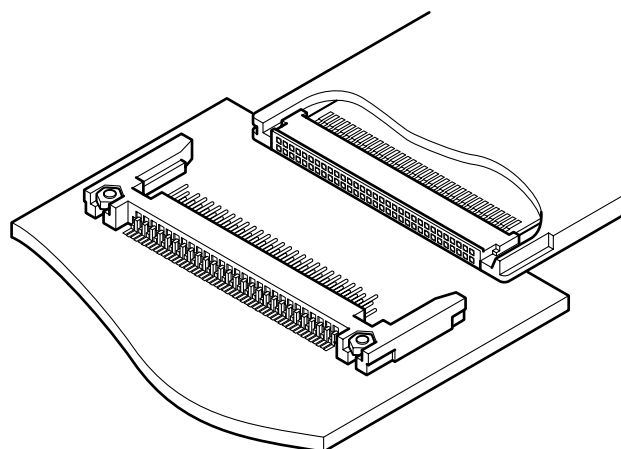


PC CARD CONNECTOR C TYPE

68-circuit PC card connectors



1.27mm pitch 68-circuit connector for PC cards.



Features

- Header pins are designed to be protected against static electricity
- **Easy inspection and touch-up after reflow soldering**
The SMT type header is 0.635mm pitch, with single row solder tails positioned so that inspection and touch-up after reflow soldering is easy.
- **Socket**
Two mounting methods, dual row straddle type and in line SMT type with variation of PC board offset distance. Newly lined up springy grounding pin type socket provides easy but stable grounding circuit connection between PC board to metal section of card frame by springy No.1 and No.35 grounding pins.
- **Applicable to low-voltage (3.3V) card**
Headers for type III cards have a groove to be applicable to the low-voltage (3.3V) cards.

Specifications

- Current rating: 0.5A AC, DC/line
- Temperature range: -40°C to +85°C
(including temperature rise in applying electrical current)
- Contact resistance: Initial value/40m Ω max.
After environmental testing/20m Ω max.
(variation from initial value)
- Withstanding voltage: 500V AC/minute
- Insulation resistance: 1,000M Ω min. (Initial)
- Mating/unmating life: 10,000 cycles
- * Compliant with RoHS.
- * Refer to "General Instruction and Notice when using Terminals and Connectors" at the end of this catalog.
- * Contact JST for details.

Standards

Recognized E60389

Certified LR20812

PC CARD CONNECTOR C TYPE

Socket

Dual-row straddle type

Fig.1

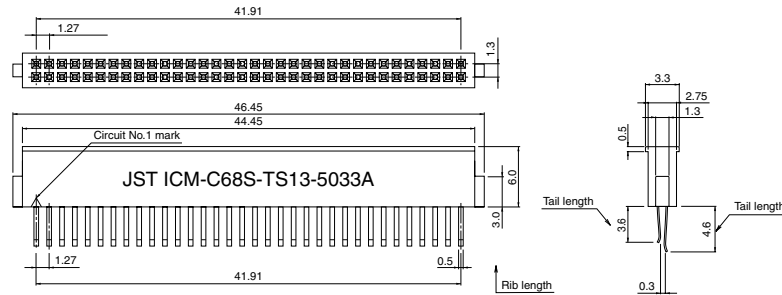


Fig.2

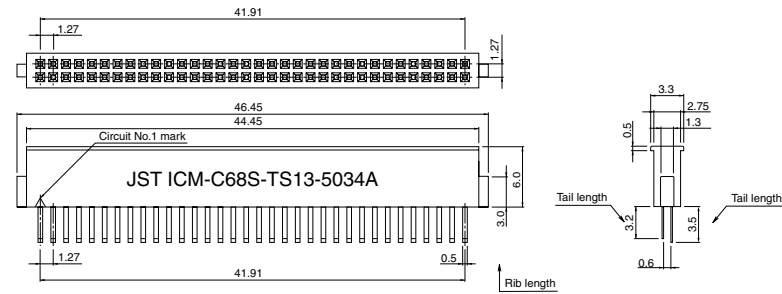
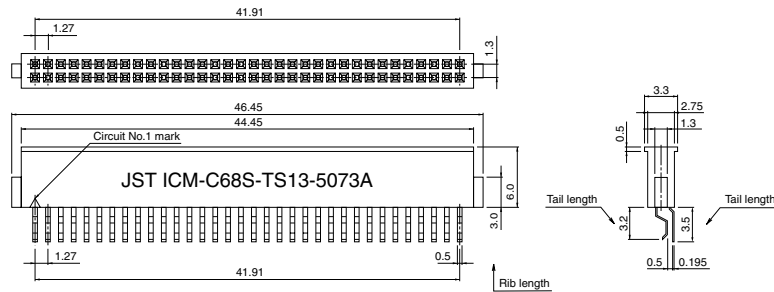
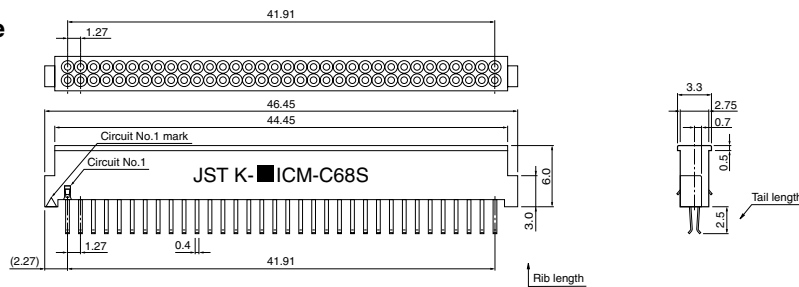


Fig.3



Dual-row straddle type with grounding spring

Fig.4
ICM-C68S-TS13-6032



Circuit	Solder tail	Grounding spring	Off-set dimension	Rib length (mm)	Tail length (mm)	Model No.	Q'ty / box	Material and Finish
68	Dual-row straddle type	Without	Center	3.0	3.6 4.6	ICM-C68S-TS13-5033A	480	Contact: Copper alloy, nickel-undercoated, Mating part: gold-plated Solder tail: tin-plated (reflow treatment) Housing: PA6T, UL94V-0, black
			Center	3.0	3.2 3.5	ICM-C68S-TS13-5034A	480	
			—	3.0	3.2 3.5	ICM-C68S-TS13-5073A	480	
		With (Circuit No.1, No.35)	Center	3.0	2.5	ICM-C68S-TS13-6032	360	

RoHS compliance This product displays (LF)(SN) on a label.

Note: 1. ICM-C68S-TS13-5033A, ICM-C68S-TS13-5034A and ICM-C68S-TS13-5073A are not UL/CSA approved.

2. ICM-C68S-TS13-6032 is not CSA approved

PC CARD CONNECTOR C TYPE

Socket

Single-row SMT type

Fig.5

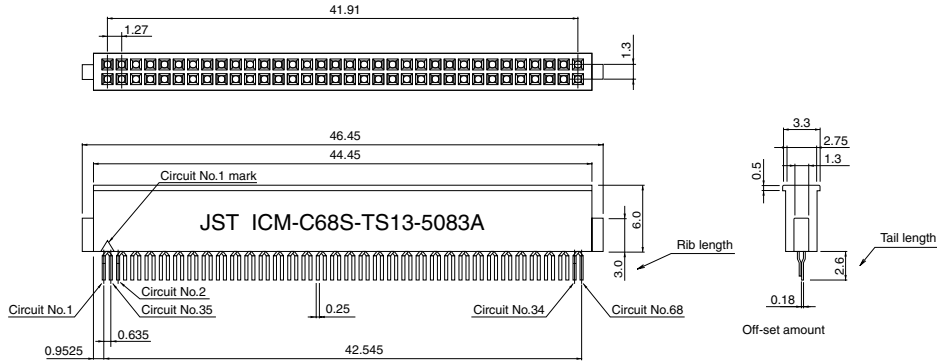


Fig.6

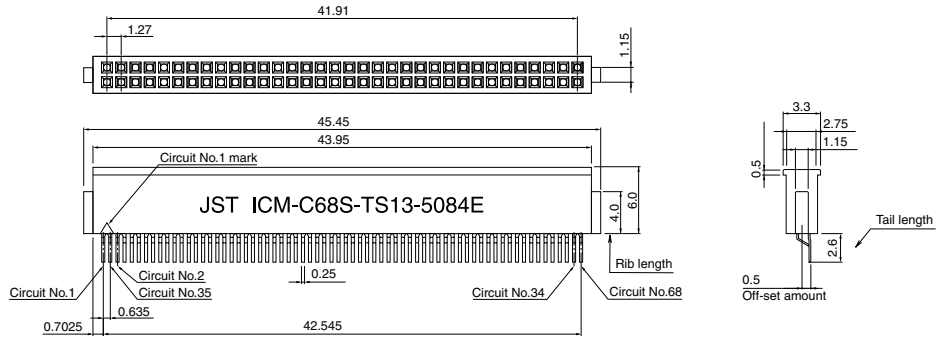
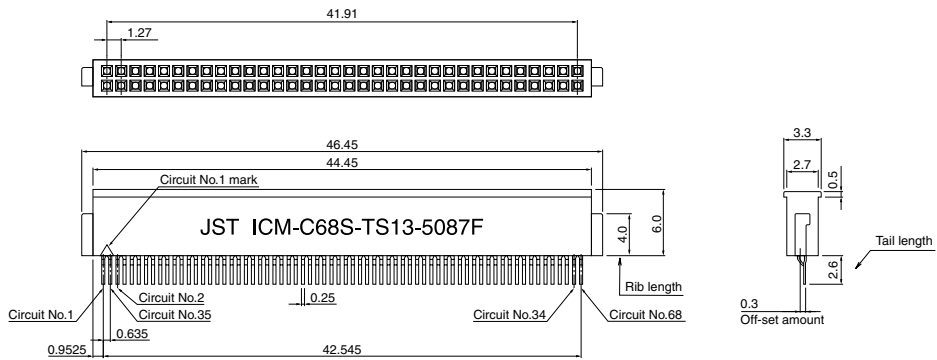


Fig.7



Circuits	Solder Tail	Grounding spring	Off-set dimension (mm)	Rib length (mm)	Tail length (mm)	Model No.	Q'ty	Material and Finish
68	Single-row SMT type	Without	0.18	3.0	2.6	ICM-C68S-TS13-5083A	360 / box	Contact: Copper alloy, nickel-undercoated, Mating part: gold-plated Solder tail: tin-plated (reflow treatment) Housing: PA6T, UL94V-0, black
			0.5	4.0	2.6	ICM-C68S-TS13-5084ET	1500 / reel	
			0.3	4.0	2.6	ICM-C68S-TS13-5087FT	1500 / reel	

RoHS compliance This product displays (LF)(SN) on a label.

Note: 1. ICM-C68S-TS13-5084ET & ICM-C68S-TS13-5087FT are supplied on embossed-tape.

2. Not UL/CSA approved.

PC CARD CONNECTOR C TYPE

Socket

Single-row SMT type (with grounding spring)

Fig.8
ICM-C68S-TS13-6095H

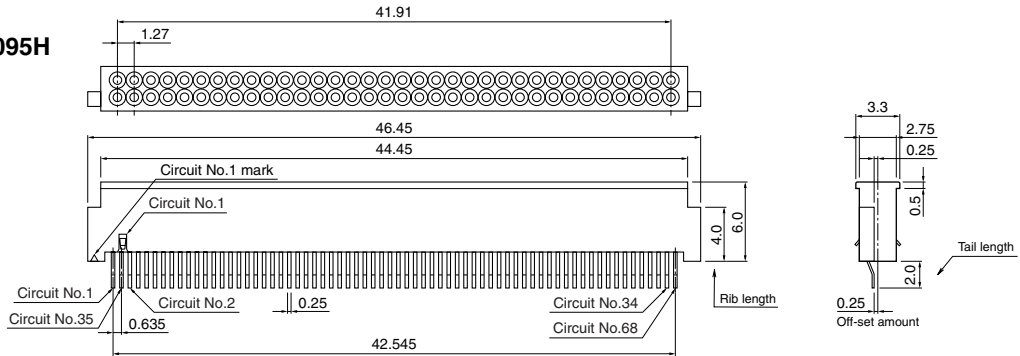


Fig.9
ICM-C68S-TS13-6084B

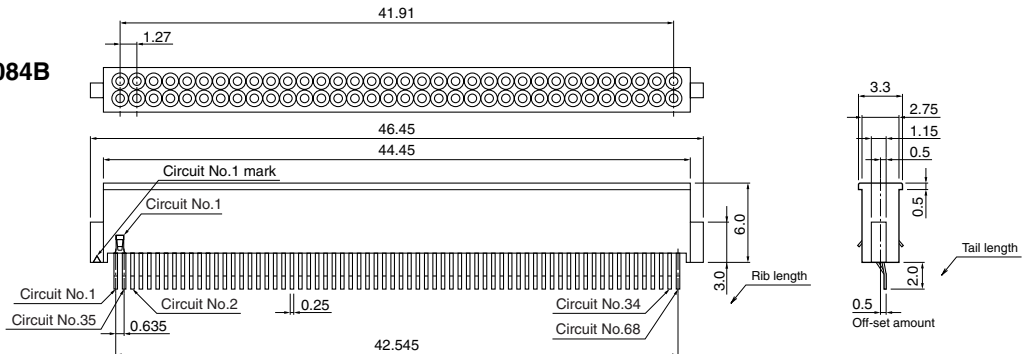
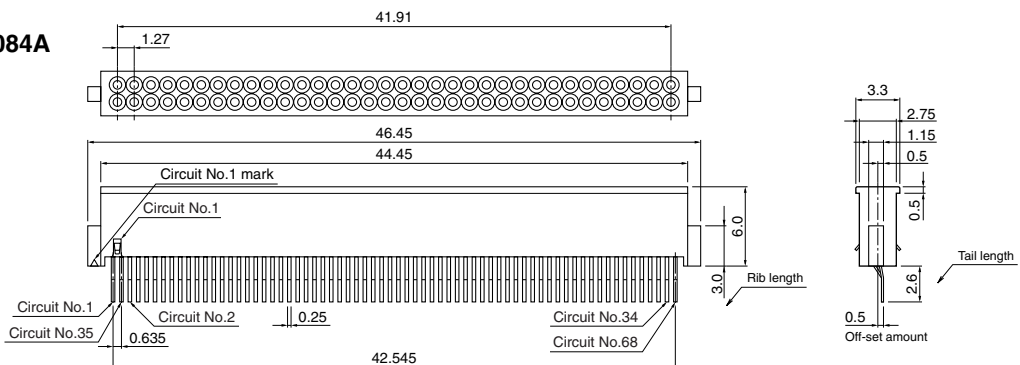


Fig.10
ICM-C68S-TS13-6084A



Circuits	Solder Tail	Grounding spring	Off-set dimension (mm)	Rib length (mm)	Tail length (mm)	Model No.	Q'ty / box (Note 1)	Material and Finish
68	Single-row SMT type with grounding spring	With (Circuit No.1, No.35)	0.25	4.0	2.0	ICM-C68S-TS13-6095H	360	Contact: Copper alloy, nickel-undercoated, Mating part: gold-plated Solder tail; tin-plated (reflow treatment) Housing: LCP, UL94V-0, black Grounding spring: Copper alloy, nickel-undercoated, gold-plated
			0.5	3.0	2.0	ICM-C68S-TS13-6084B	360	
				3.0	2.6	ICM-C68S-TS13-6084A	360	

RoHS compliance This product displays (LF)(SN) on a label.

Note: 1. The products supplied on embossed-tape are also available.

2. Not UL/CSA approved.

PC CARD CONNECTOR C TYPE

Socket

Single-row SMT type (with / without grounding spring)

Fig.11
ICM-C68S-TS13-6086A

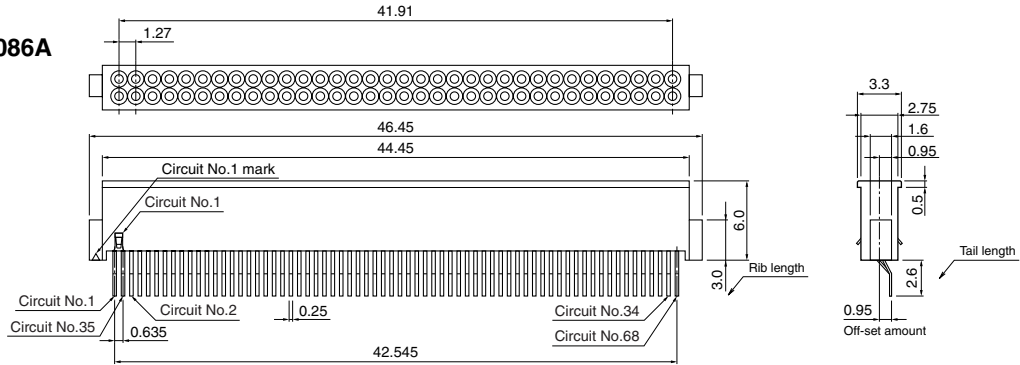


Fig.12
ICM-C68S-TS13-6N95D

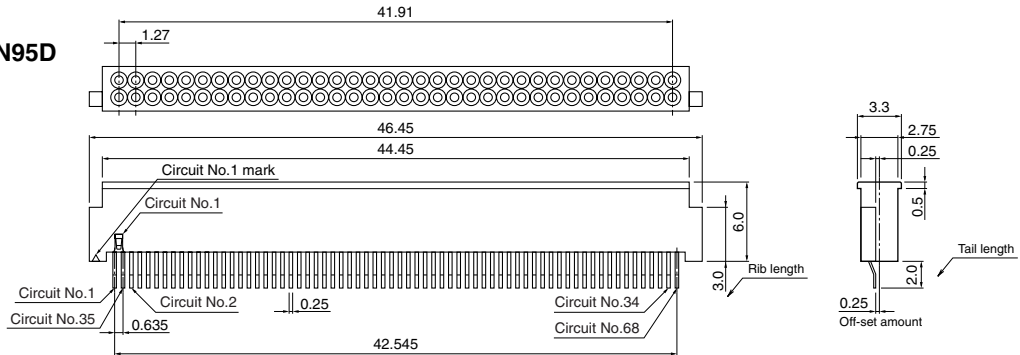
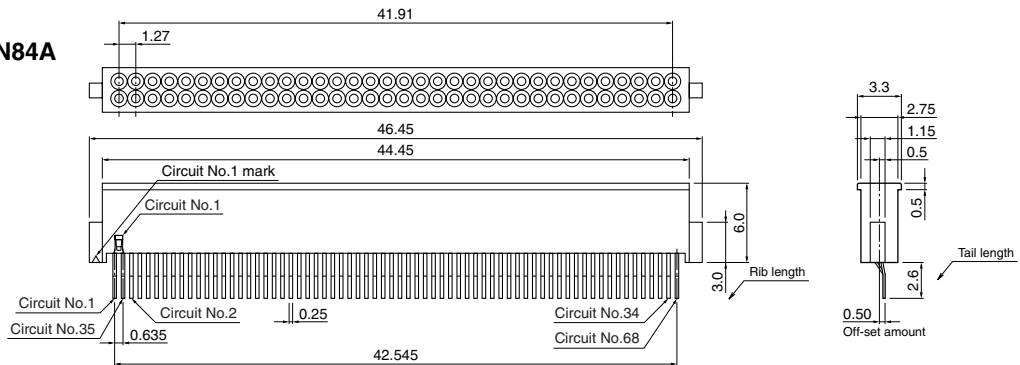


Fig.13
ICM-C68S-TS13-6N84A



Circuits	Solder Tail	Grounding spring	Off-set dimension (mm)	Rib length (mm)	Tail length (mm)	Model No.	Qty / box (Note 2)	Material and Finish
68	Single-row SMT type with / without grounding spring	With (Circuit No.1, No.35)	0.95	3.0	2.6	ICM-C68S-TS13-6086A	360	Contact: Copper alloy, nickel-undercoated, Mating part: gold-plated Solder tail: tin-plated (reflow treatment) Housing: LCP, UL94V-0, black Grounding spring: Copper alloy, nickel-undercoated, gold-plated
		Without (Note 1)	0.25	3.0	2.0	ICM-C68S-TS13-6N95D	360	Contact: Copper alloy, nickel-undercoated, Mating part: gold-plated Solder tail: tin-plated (reflow treatment)
			0.50	3.0	2.6	ICM-C68S-TS13-6N84A	360	Housing: LCP, UL94V-0

RoHS compliance This product displays (LF)(SN) on a label.

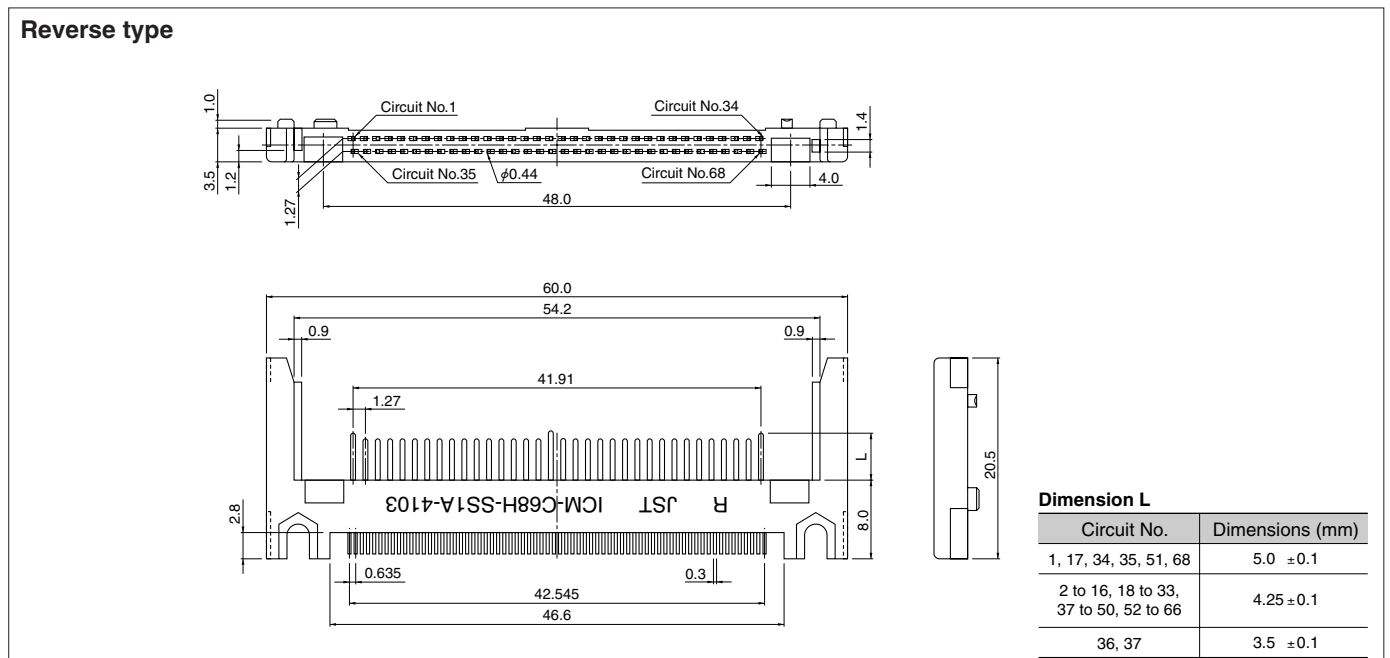
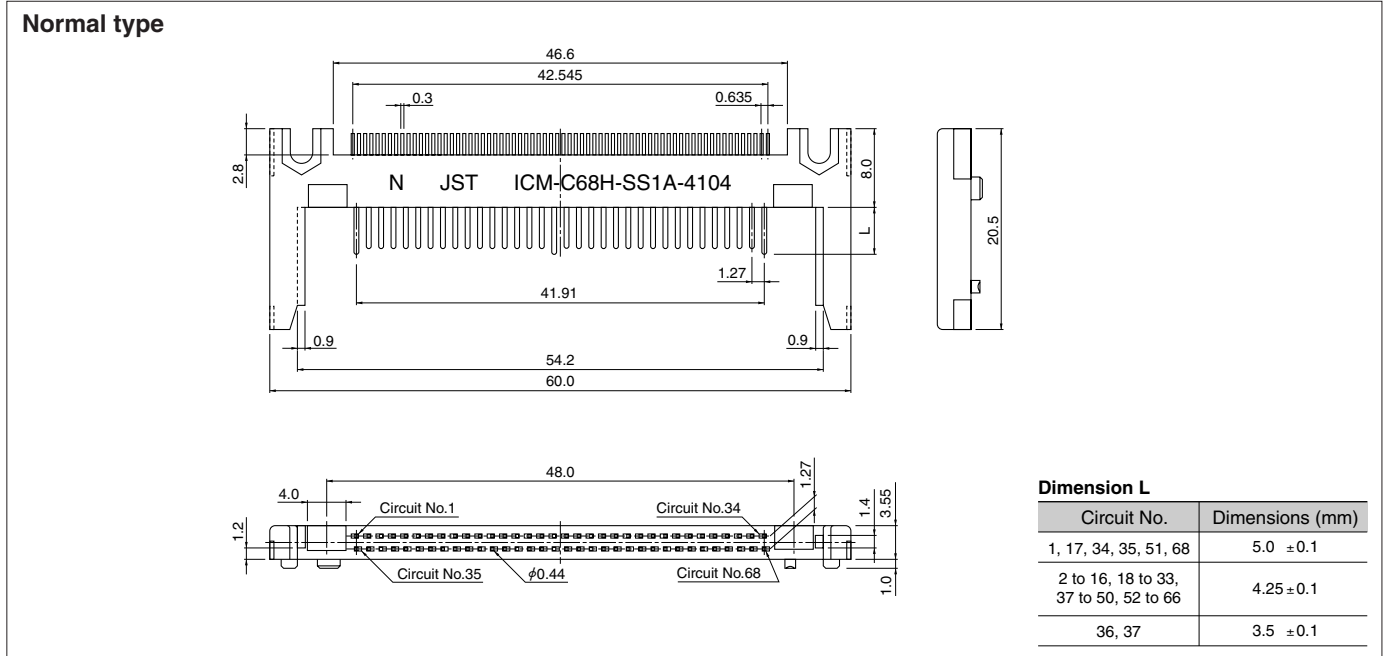
Note: 1. Grounding springs are not installed.

2. The products supplied on embossed-tape are also available.

3. Not UL/CSA approved.

PC CARD CONNECTOR C TYPE

Header / SMT type (for Type I cards)

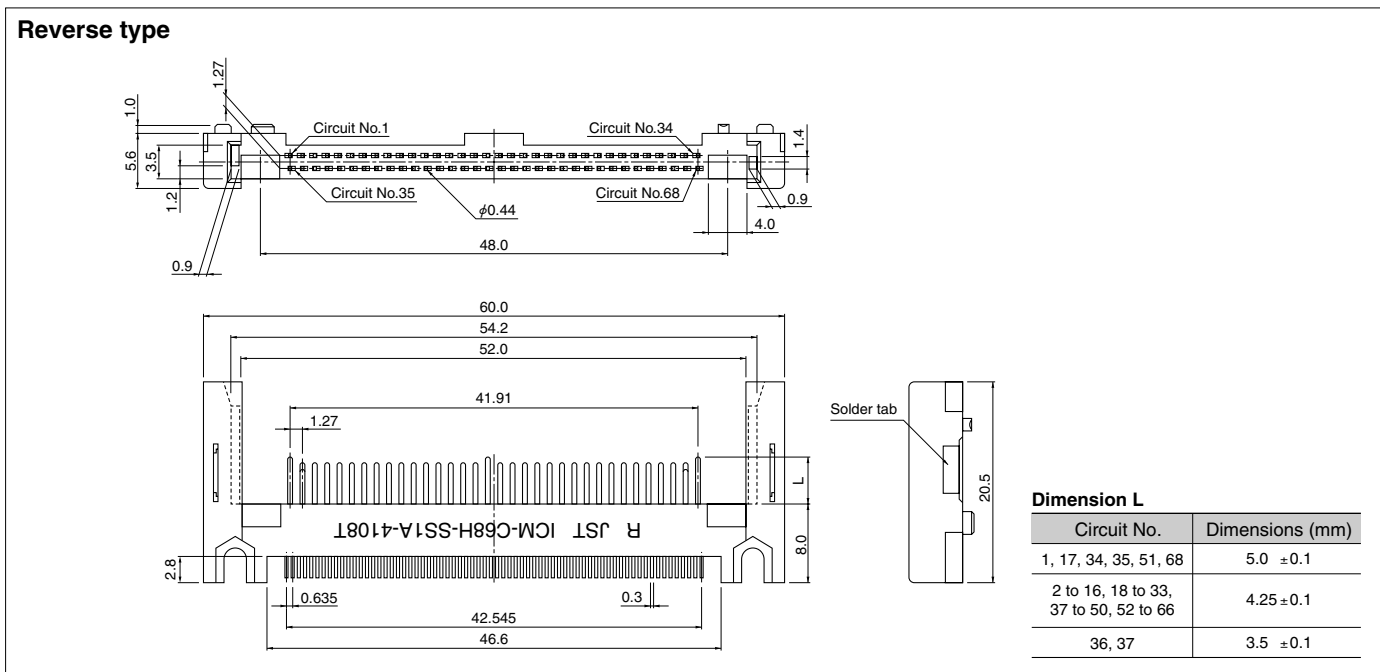
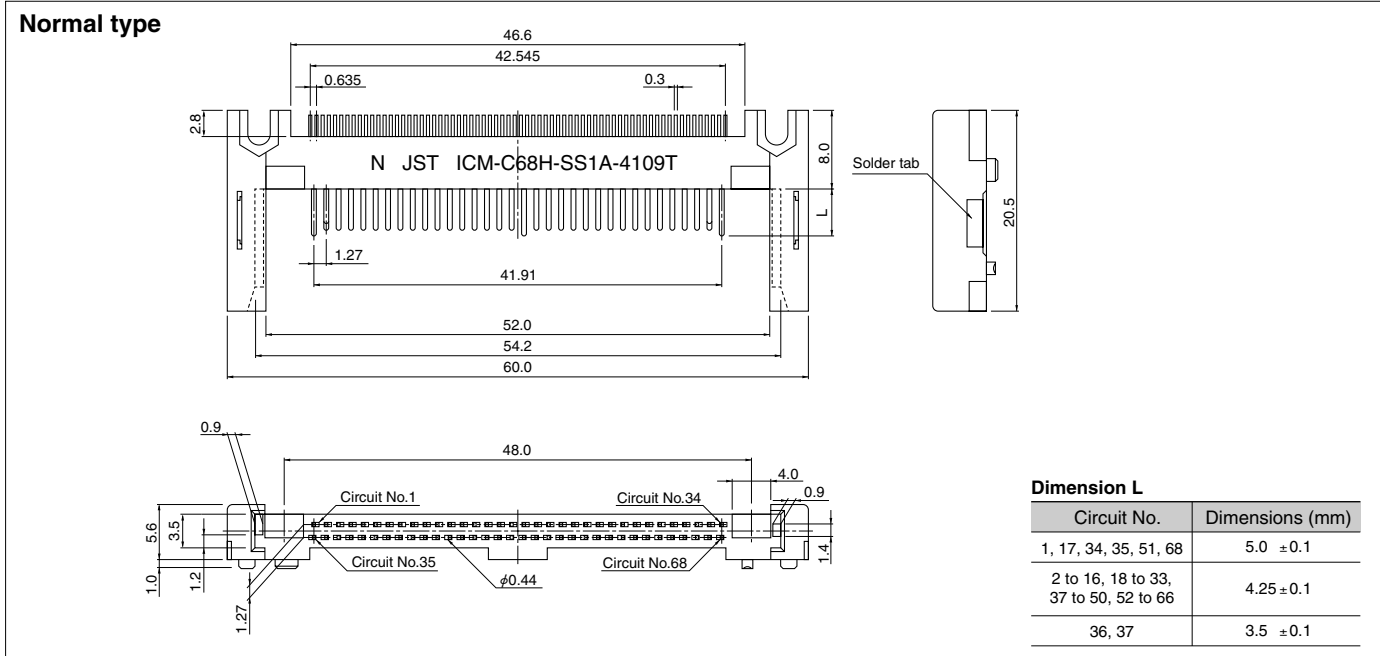


Circuits	Type	Model No.	Q'ty / box	Material and Finish
68	Normal	ICM-C68H-SS1A-4104	110	Contact: Phosphor bronze, nickel-undercoated, Mating part; gold-plated Solder tail; tin-plated (reflow treatment) Housing: PPS, UL94V-0, natural
	Reverse	ICM-C68H-SS1A-4103		

RoHS compliance This product displays (LF)(SN) on a label.

PC CARD CONNECTOR C TYPE

Header / SMT type (for Type II cards)



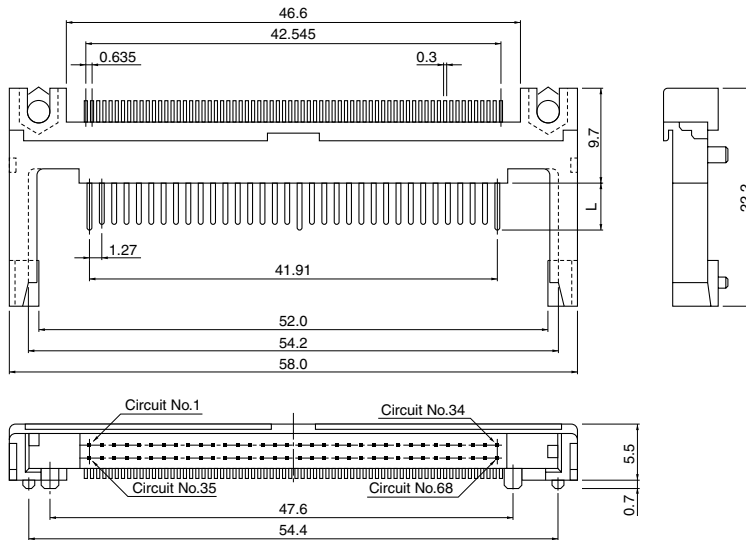
Circuits	Type	Model No.	Q'ty / box	Material and Finish
68	Normal	ICM-C68H-SS1A-4109T	80	Contact: Phosphor bronze, nickel-undercoated, Mating part; gold-plated Solder tail; tin-plated (reflow treatment) Housing: PPS, UL94V-0, natural Solder tab: Phosphor bronze, copper-undercoated, tin-plated (reflow treatment)
	Reverse	ICM-C68H-SS1A-4108T		

RoHS compliance This product displays (LF)(SN) on a label.

PC CARD CONNECTOR C TYPE

Header / SMT type for 3.3V (for Type III cards)

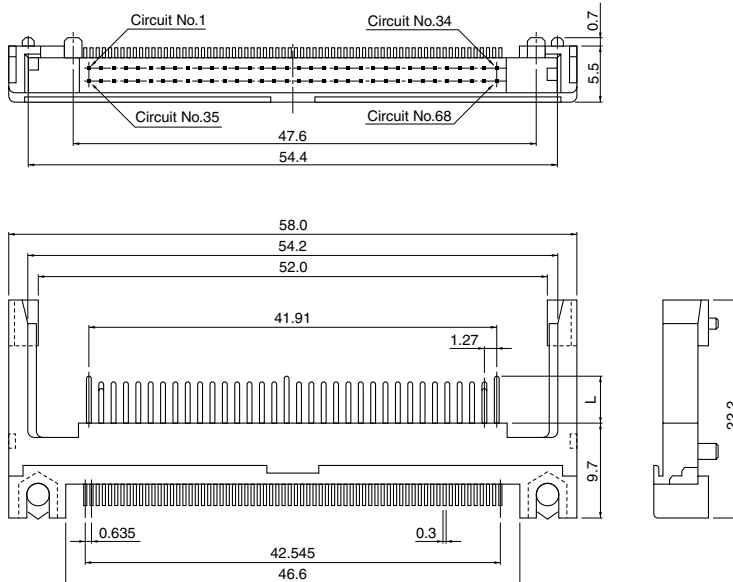
Normal type (Stand off 0mm)



Dimension L

Circuit No.	Dimensions (mm)
1, 17, 34, 35, 51, 68	5.0 ±0.1
2 to 16, 18 to 33, 37 to 50, 52 to 66	4.25 ±0.1
36, 37	3.5 ±0.1

Reverse type (Stand off 0mm)



Dimension L

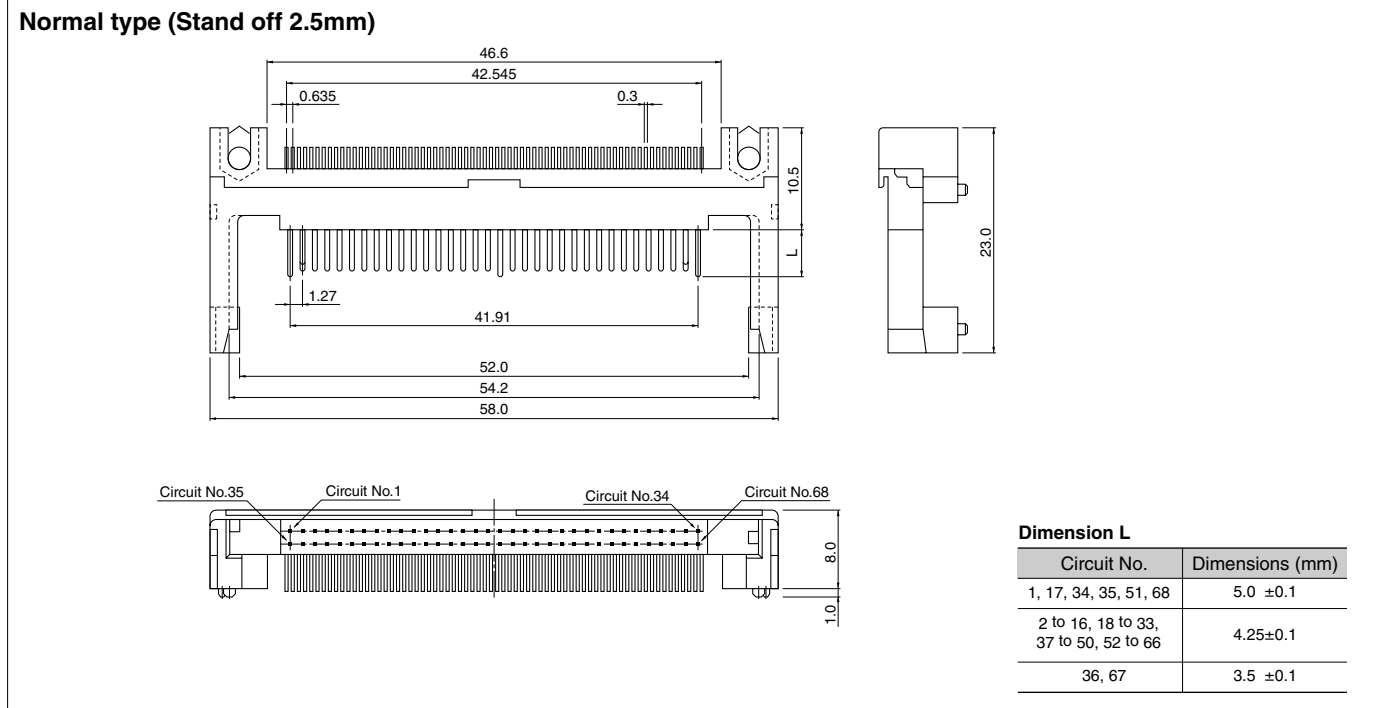
Circuit No.	Dimensions (mm)
1, 17, 34, 35, 51, 68	5.0 ±0.1
2 to 16, 18 to 33, 37 to 50, 52 to 66	4.25 ±0.1
36, 37	3.5 ±0.1

Circuits	Type	Model No.	Q'ty / box	Material and Finish
68	Normal	ICM-C68H-S112-400N1	90	Contact: Phosphor bronze, nickel-undercoated, Mating part: gold-plated Solder tail: tin-plated (reflow treatment) Housing: PA6T, UL94V-0, black
	Reverse	ICM-C68H-S112-400R1		

RoHS compliance This product displays (LF)(SN) on a label.
Not UL/CSA approved.

PC CARD CONNECTOR C TYPE

Header / SMT type (for Type III cards)

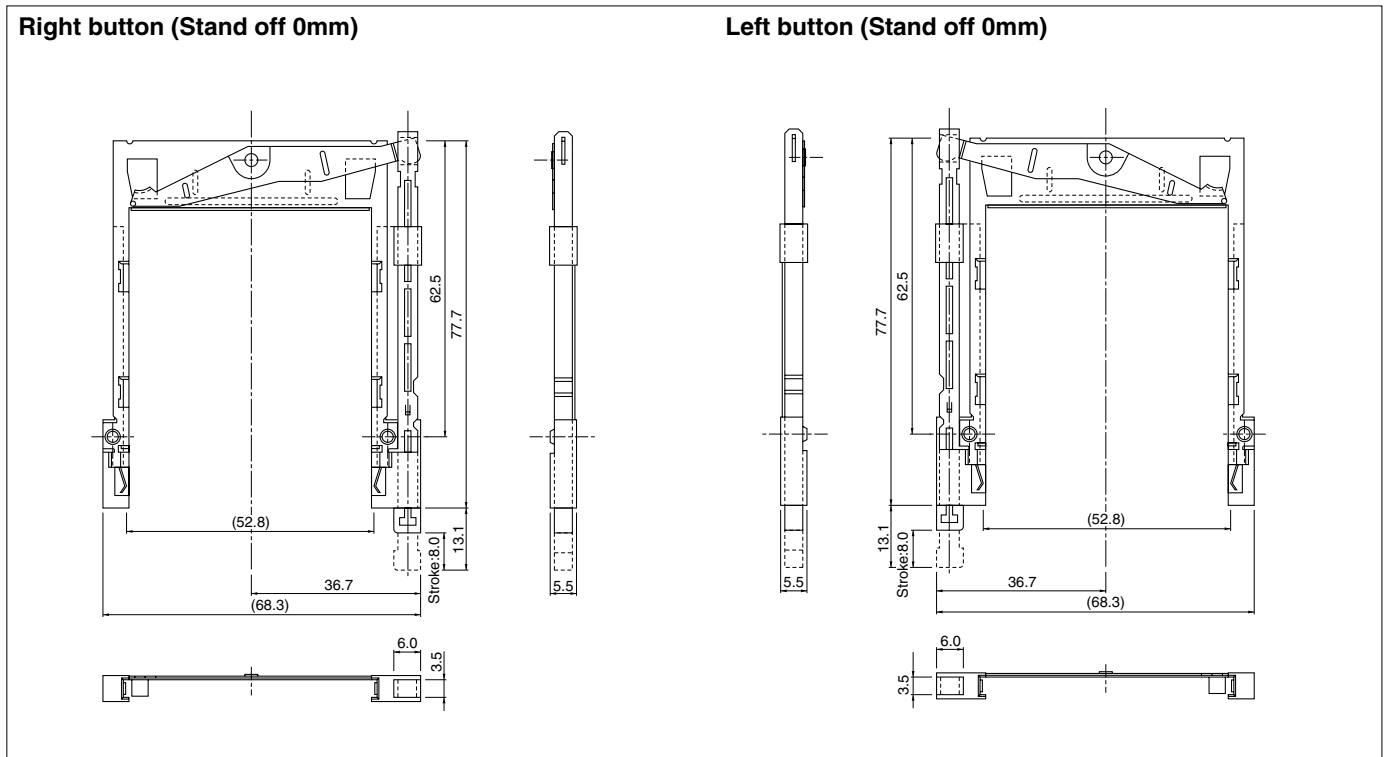


Circuits	Model No.	Q'ty / box	Material and Finish
68	ICM-C68H-S112-403N1	75	Contact: Phosphor bronze, nickel-undercoated, Mating part: gold-plated Solder tail; tin-plated (reflow treatment) Housing: PA6T, UL94V-0, black

RoHS compliance This product displays (LF)(SN) on a label.
Not UL/CSA approved.

PC CARD CONNECTOR C TYPE

Ejector / SMT type (for Type III cards)

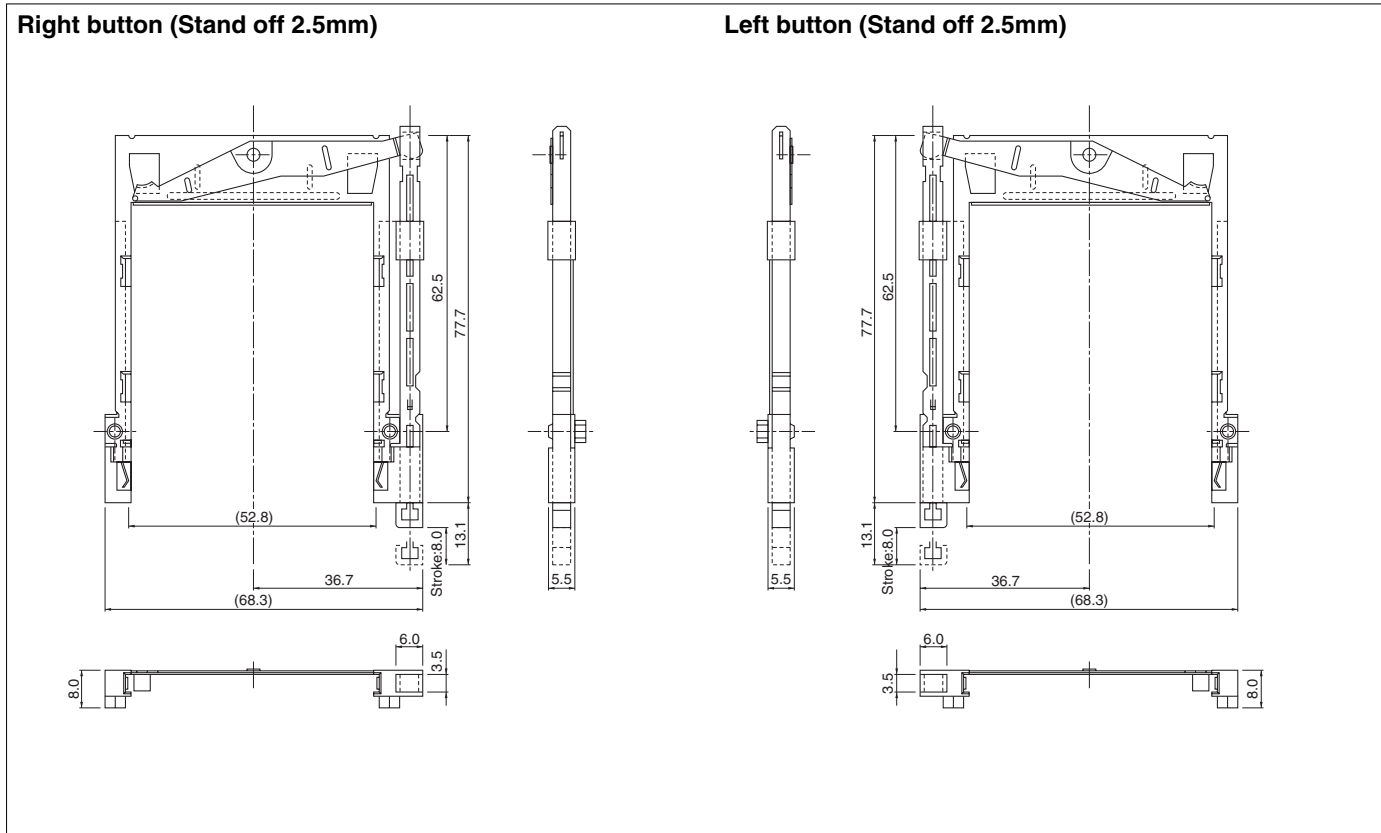


Type	Model No.	Applicable header	Q'ty / box	Material and Finish
Right button	ICME-C68R-300HA	ICM-C68H-S112-400N1	20	Guide bar: PBT, UL94V-0 Frame: Stainless Rotating arm: Stainless Push bar: PBT, UL94V-0 Eyelet: Copper alloy
Left button	ICME-C68L-300HA	ICM-C68H-S112-400R1	20	

RoHS compliance Ejector displays □A on a label. (□ shows space.)
Application header displays (LF)(SN) on a label.
Not UL/CSA approved.

PC CARD CONNECTOR C TYPE

Ejector / SMT type (for Type III cards)



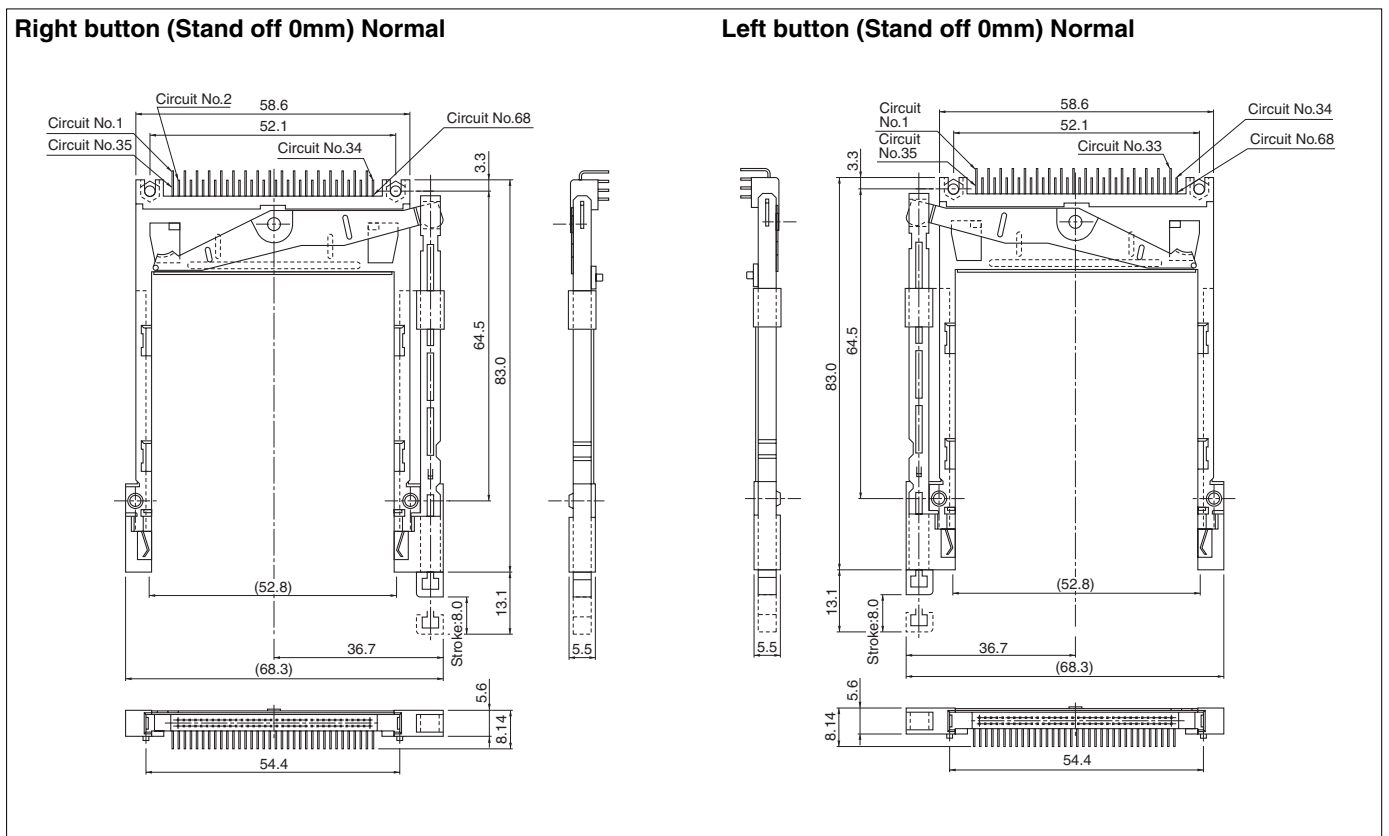
Type	Model No.	Applicable header	Q'ty / box	Material and Finish
Right button	ICME-C68R-303HA	ICM-C68H-S112-403N1	20	Guide bar: PBT, UL94V-0 Frame: Stainless Rotating arm: Stainless Push bar: PBT, UL94V-0 Eyelet: Copper alloy
Left button	ICME-C68L-303HA		20	

RoHS compliance Ejector displays $_A$ on a label. ($_$ shows space.)
Application header displays (LF)(SN) on a label.

Not UL/CSA approved.

PC CARD CONNECTOR C TYPE

Ejector mounted header / Through-hole type for 3.3V (for Type III cards)

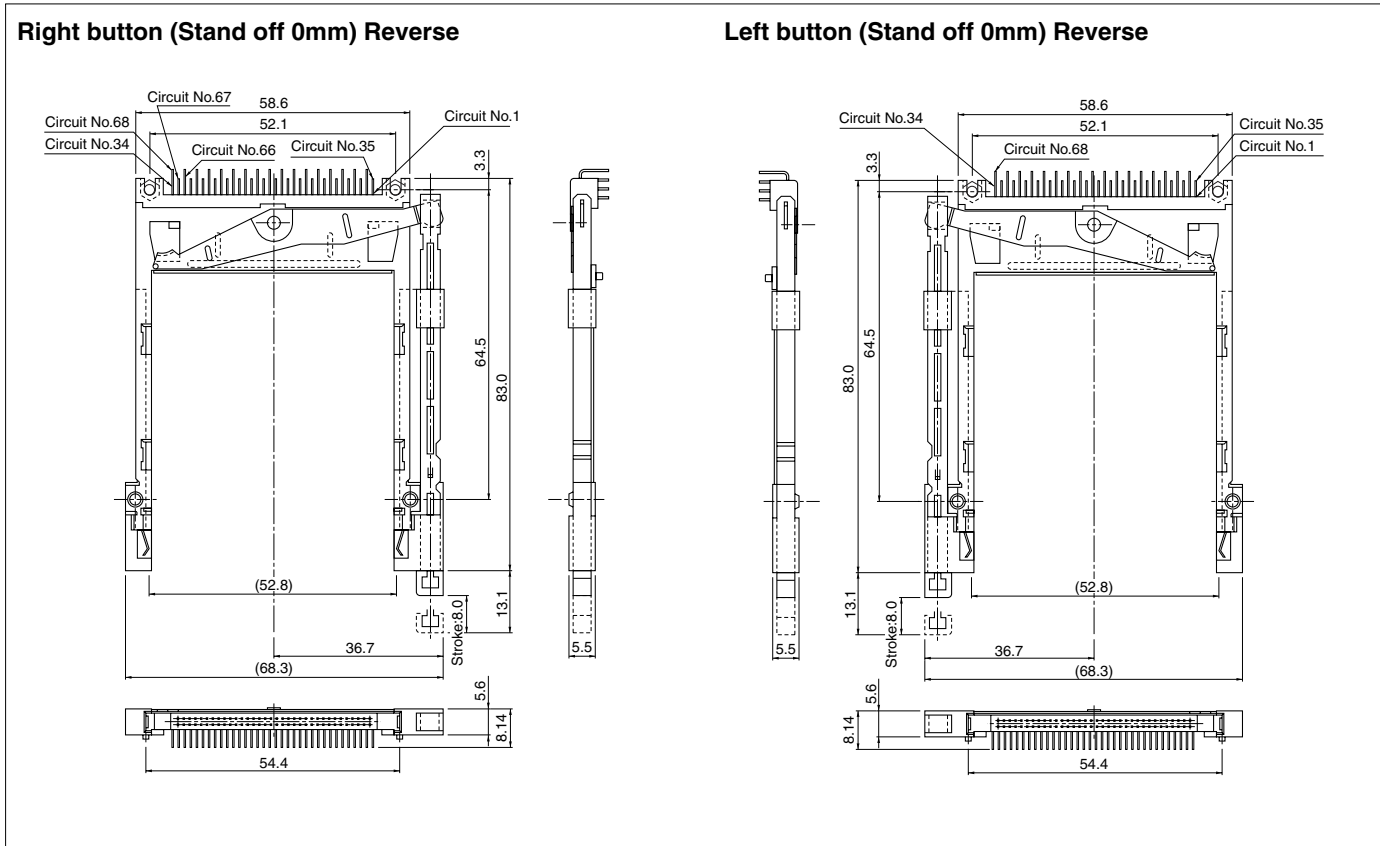


Type	Model No.	Q'ty / box	Material and Finish	
Right button	ICME68H-R0-D1120NHA	—	Contact: Phosphor bronze, nickel-undercoated, Mating part: gold-plated Solder tail; tin-plated (reflow treatment) Housing: PBT, UL94V-0	Guide bar: PBT, UL94V-0 Frame: Stainless Rotating arm: Stainless Push bar: PBT, UL94V-0 Eyelet: Copper alloy
Left button	ICME68H-L0-D1120NHA	—		

RoHS compliance This product displays (LF)(SN) A on a label.
Not UL/CSA approved.

PC CARD CONNECTOR C TYPE

Ejector mounted header / Through-hole type for 3.3V (for Type III cards)

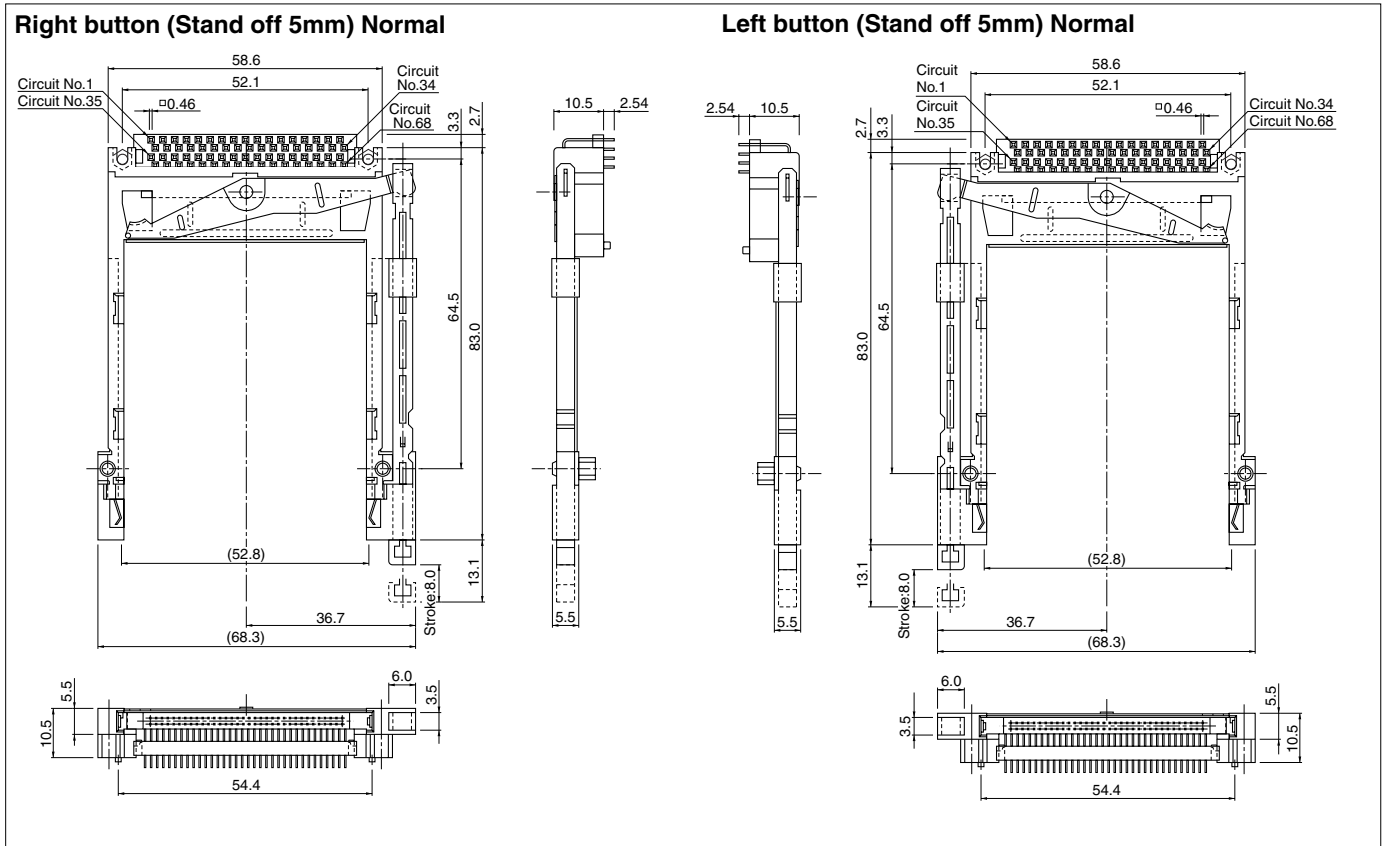


Type	Model No.	Q'ty / box	Material and Finish	
Right button	ICME68H-R0-D1120RHA	—	Contact: Phosphor bronze, nickel-undercoated, Mating part; gold-plated Solder tail; tin-plated (reflow treatment) Housing: PBT, UL94V-0	Guide bar: PBT, UL94V-0 Frame: Stainless Rotating arm: Stainless Push bar: PBT, UL94V-0 Eyelet: Copper alloy
Left button	ICME68H-L0-D1120RHA	—		

RoHS compliance This product displays (LF)(SN) A on a label.
Not UL/CSA approved.

PC CARD CONNECTOR C TYPE

Ejector mounted header / Through-hole type for 3.3V (for Type III cards)

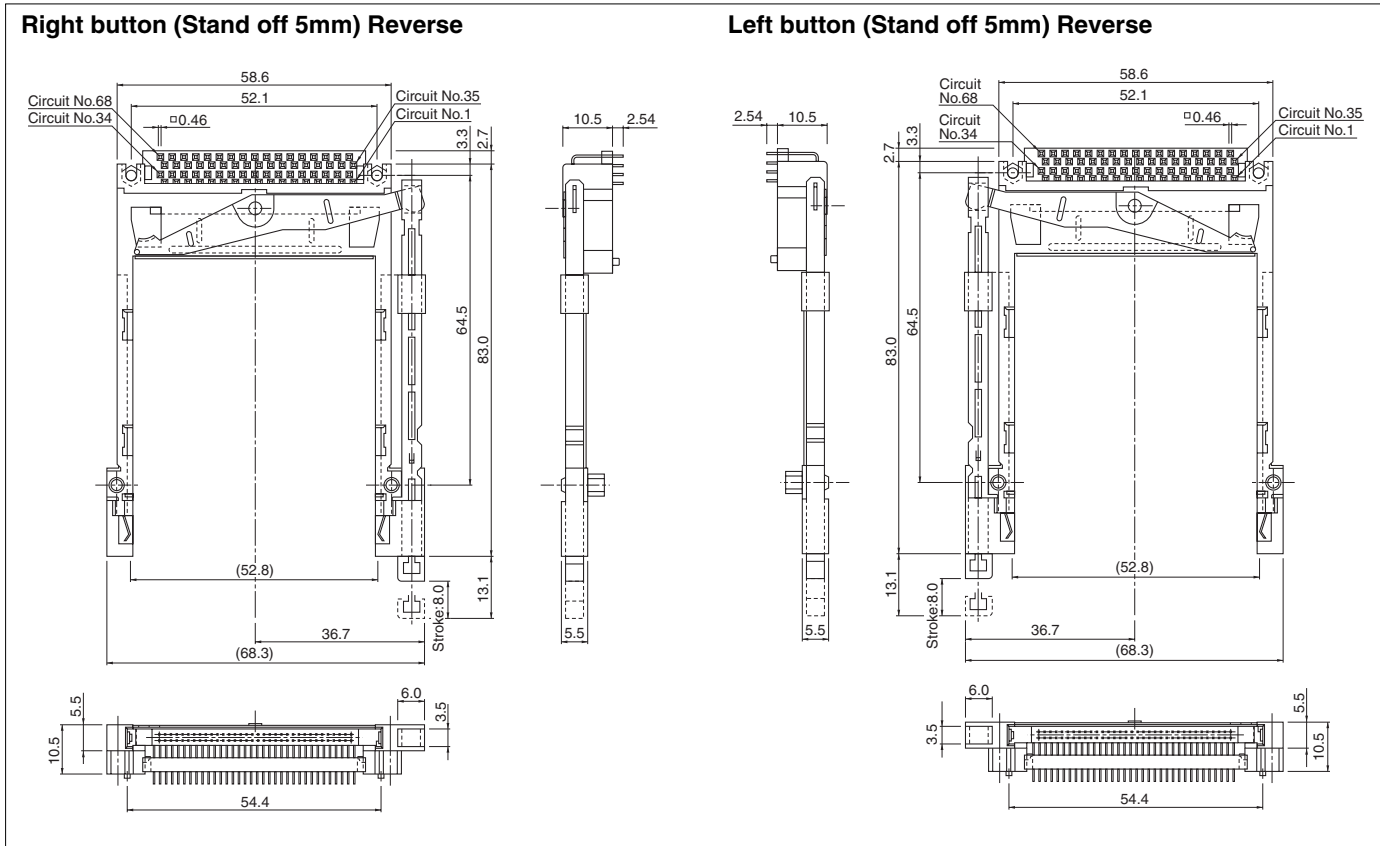


Type	Model No.	Q'ty / box	Material and Finish	
Right button	ICME68H-R0-D1121NHA	—	Contact: Phosphor bronze, nickel-undercoated, Mating part; gold-plated Solder tail; tin-plated (reflow treatment)	Guide bar: PBT, UL94V-0 Frame: Stainless Rotating arm: Stainless
Left button	ICME68H-L0-D1121NHA	—	Housing: PBT, UL94V-0 Locator: PBT, UL94V-0	Push bar: PBT, UL94V-0 Eyelet: Copper alloy

RoHS compliance This product displays (LF)(SN) A on a label.
Not UL/CSA approved.

PC CARD CONNECTOR C TYPE

Ejector mounted header / Through-hole type for 3.3V (for Type III cards)



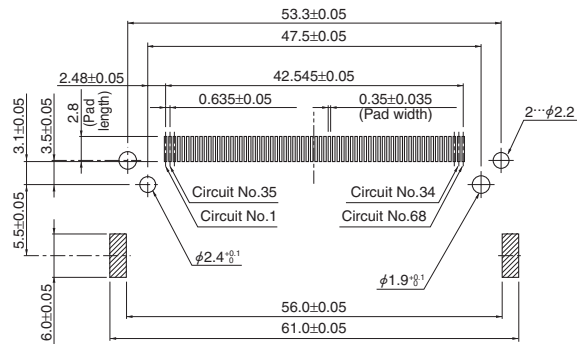
Type	Model No.	Q'ty / box	Material and Finish	
Right button	ICME68H-R0-D1121RHA	—	Contact: Phosphor bronze, nickel-undercoated, Mating part; gold-plated Solder tail; tin-plated (reflow treatment)	Guide bar: PBT, UL94V-0 Frame: Stainless Rotating arm: Stainless
Left button	ICME68H-L0-D1121RHA	—	Housing: PBT, UL94V-0 Locator: PBT, UL94V-0	Push bar: PBT, UL94V-0 Eyelet: Copper alloy

RoHS compliance This product displays (LF)(SN) A on a label.
Not UL/CSA approved.

PC CARD CONNECTOR C TYPE

PC board layout (viewed from component side)

Header/SMT type (for Type I, II cards)
(Refer to Note 2 below)



Note: 1. Tolerances are non-cumulative: $\pm 0.05\text{mm}$ for all centers.

2. This layout is applied to the headers Model Nos. ICM-C68H-SS1A-4103/-4104/-4108T/-4109T.

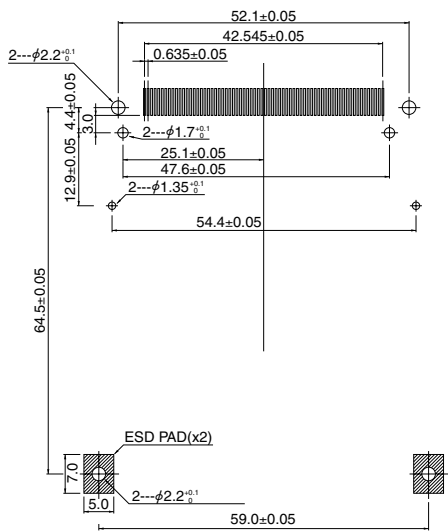
3. Hole dimensions differ according to the kind of PC board and piercing method.

The dimensions above should serve as a guideline. Contact JST for details.

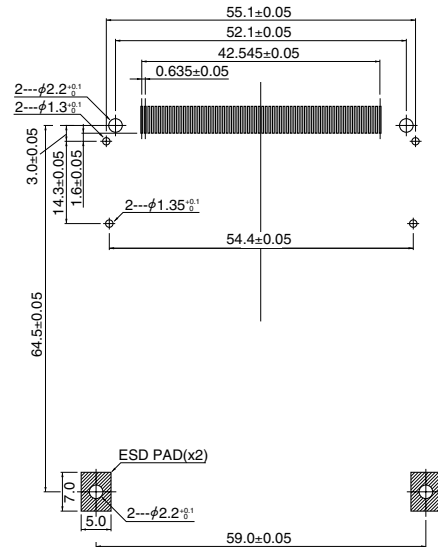
PC CARD CONNECTOR C TYPE

PC board layout (viewed from component side)

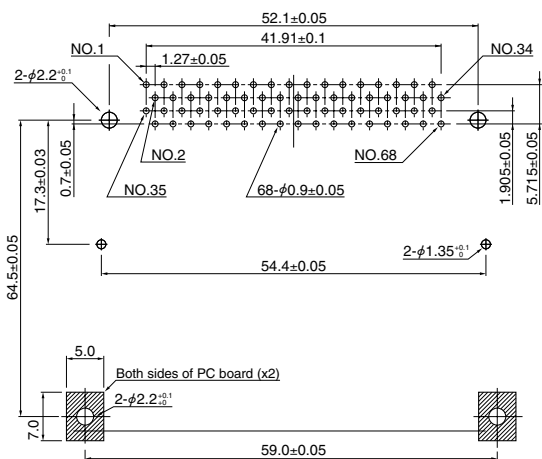
SMT type/Stand off 0mm Type III cards
(Refer to Note 3 below)



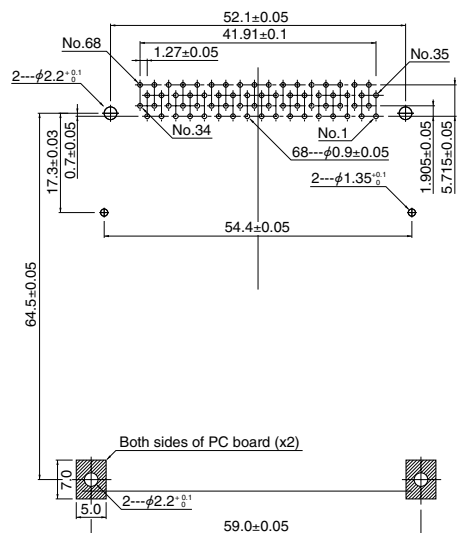
SMT type/Stand off 2.5mm Type III cards
(Refer to Note 4 below)



Through-hole type/Type III cards Normal type
(Refer to Note 5 below)



Through-hole type/Type III cards Reverse type
(Refer to Note 6 below)



- Note: 1. Hole dimensions differ according to the kind of PC board and piercing method. The dimensions above should serve as a guideline. Contact JST for details.
 2. Tolerances are non-cumulative: $\pm 0.05\text{mm}$ for all centers.
 3. This layout is applied to the headers Model No. ICM-C68H-S112-400N1/400R1 and to ejectors Model No. ICME-C68L-300HA/C68R-300HA.
 4. This layout is applied to the header Model No. ICM-C68H-S112-403N1 and to ejectors Model No. ICME-C68L-303HA/C68R-303HA.
 5. This layout is applied to the ejector mounted headers Model No. ICME68H-R0-D1120NHA/L0-D1120NHA/R0-D1121NHA/L0-D1121NHA.
 6. This layout is applied to the ejector mounted headers Model No. ICME68H-R0-D1120RHA/L0-D1120RHA/R0-D1121RHA/L0-D1121RHA.