

Coaxial Amplifier

ZRON-8G+ ZRON-8G


50Ω Medium Power 2000 to 8000 MHz

Features

- wideband, 2 to 8 GHz
- unconditionally stable
- high IP3, +30 dBm typ.

Applications

- optical and spread-spectrum communications
- line-of-site transmit/receive
- wideband test instrumentation



CASE STYLE: AV243

Connectors	Model	Price	Qty.
SMA	ZRON-8G(+)	\$495.00 ea.	(1-9)

+ RoHS compliant in accordance with EU Directive (2002/95/EC)

The +Suffix identifies RoHS Compliance. See our web site for RoHS Compliance methodologies and qualifications.

Electrical Specifications

MODEL NO.	FREQUENCY (MHz)		GAIN (dB)		MAXIMUM POWER (dBm)		DYNAMIC RANGE		VSWR (:1) Typ.		DC POWER	
	f_L	f_U	Min.	Flatness Max.	Output (1 dB Compr.)	Input (no damage)	NF (dB) Typ.	IP3 (dBm) Typ.	In	Out	Volt (V) Nom.	Current (mA) Max.
ZRON-8G(+)	2000	8000	20	±1.5*	+20	+10	6.0	+30	2.0	2.0	15	310

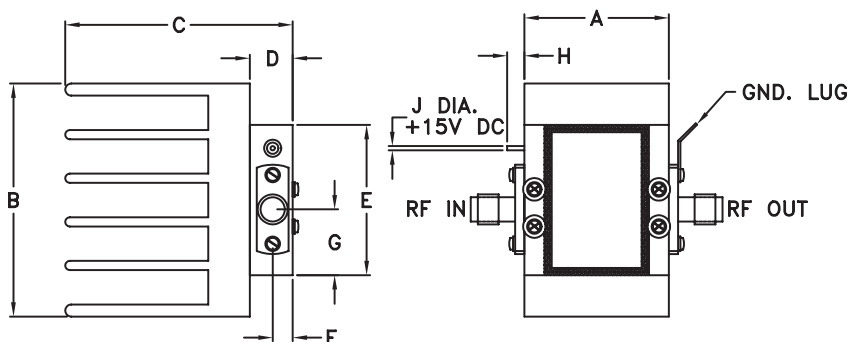
*Measured at 25°C

Open load is not recommended, potentially can cause damage.
With no load derate max input power by 20 dB

Maximum Ratings

Operating Temperature, case	0°C to 60°C
Storage Temperature	-55°C to 125°C
DC Voltage	+18V Max.

Outline Drawing



Outline Dimensions (inch/mm)

A	B	C	D	E	F	G	H	J	wt
1.01	1.63	1.59	.30	1.05	.14	.46	.12	.030	grams*
25.65	41.40	40.39	7.62	26.67	3.56	11.68	3.05	0.76	58

*17 grams without heatsink



P.O. Box 350166, Brooklyn, New York 11235-0003 (718) 934-4500 Fax (718) 332-4661 For detailed performance specs & shopping online see Mini-Circuits web site



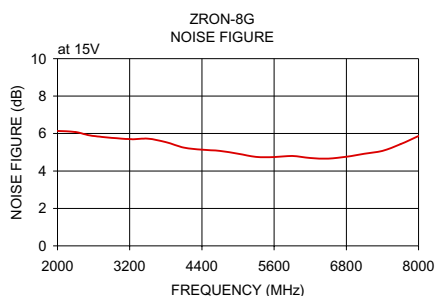
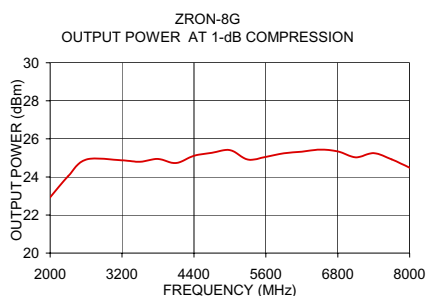
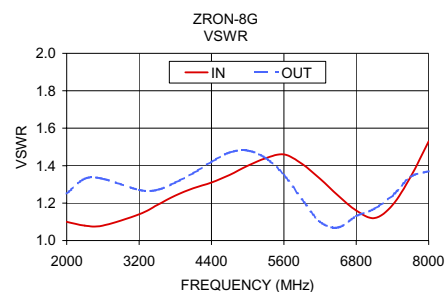
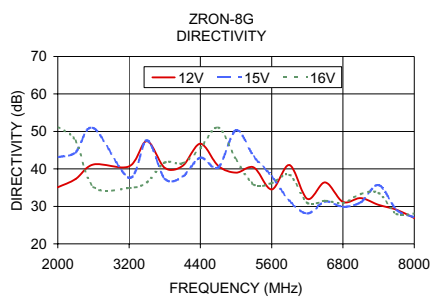
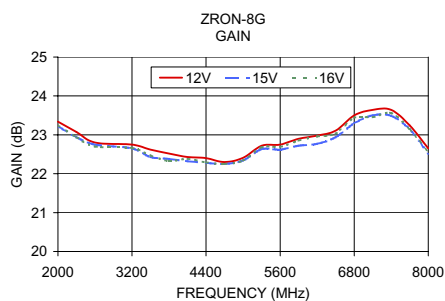
The Design Engineers Search Engine Provides ACTUAL Data Instantly From MINI-CIRCUITS At: www.minicircuits.com

IF/RF MICROWAVE COMPONENTS

Typical Performance Data/Curves

ZRON-8G+ ZRON-8G

FREQUENCY (MHz)	GAIN (dB)			DIRECTIVITY (dB)			VSWR (:1)		NOISE FIGURE (dB)	POUT at 1 dB COMPR. (dBm)
	12V	15V	16V	12V	15V	16V	IN	OUT		
2000.00	23.34	23.22	23.25	35.10	43.10	51.20	1.10	1.25	6.14	22.93
2300.00	23.07	22.94	22.94	37.30	44.40	47.50	1.08	1.33	6.08	24.04
2600.00	22.80	22.75	22.70	41.20	50.90	35.20	1.08	1.33	5.87	24.91
3200.00	22.75	22.65	22.66	40.70	37.60	34.90	1.14	1.27	5.70	24.87
3500.00	22.62	22.43	22.47	47.40	47.60	36.40	1.19	1.27	5.73	24.80
3800.00	22.52	22.38	22.33	40.30	37.40	41.70	1.24	1.31	5.54	24.95
4100.00	22.43	22.32	22.38	40.80	37.90	41.50	1.28	1.36	5.25	24.73
4400.00	22.40	22.28	22.29	46.70	43.00	45.50	1.31	1.42	5.14	25.11
4700.00	22.30	22.25	22.25	40.80	40.40	51.10	1.35	1.47	5.07	25.27
5000.00	22.41	22.34	22.34	39.00	50.30	42.50	1.40	1.48	4.92	25.41
5300.00	22.72	22.63	22.68	40.40	43.30	35.80	1.44	1.44	4.75	24.91
5600.00	22.75	22.62	22.69	34.50	38.00	36.20	1.46	1.35	4.74	25.05
5900.00	22.90	22.72	22.85	41.00	31.50	38.40	1.41	1.22	4.80	25.24
6200.00	22.98	22.77	22.96	32.00	28.10	30.90	1.33	1.10	4.69	25.33
6500.00	23.11	22.94	23.03	36.40	31.30	31.50	1.24	1.07	4.66	25.43
6800.00	23.50	23.30	23.44	31.20	29.90	30.90	1.16	1.13	4.76	25.34
7100.00	23.64	23.50	23.45	32.20	31.10	33.30	1.12	1.17	4.92	25.03
7400.00	23.64	23.49	23.56	30.40	35.70	33.60	1.19	1.24	5.07	25.25
7700.00	23.24	23.14	23.14	29.10	29.10	28.00	1.34	1.34	5.43	24.92
8000.00	22.65	22.52	22.55	26.90	27.10	28.10	1.53	1.37	5.87	24.48



P.O. Box 350166, Brooklyn, New York 11235-0003 (718) 934-4500 Fax (718) 332-4661 For detailed performance specs & shopping online see Mini-Circuits web site

The Design Engineers Search Engine Provides ACTUAL Data Instantly From MINI-CIRCUITS At: www.minicircuits.com

IF/RF MICROWAVE COMPONENTS