

Coaxial straight – European solder pins, size DD

75 Ohm part numbers with straight contacts

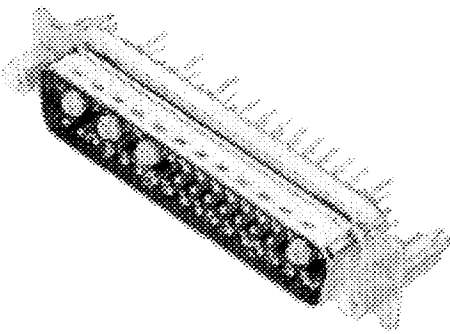
Shell size	Layout	with standoff M3	with standoff M3 with pushfit	standoff, M3 post and pushfit	with M3 clinch nut	with through hole 3,05 mm
DD	24W7	DDMT-24C7P-OL4-A191-K87	DDMQ-24C7P-OL4-A191-K87	DDMU-24C7P-OL4-A191-K87	DDMX-24C7P-OL4-A191-K87	DDM-24C7P-OL4-A191-K87
DD	36W4	DDMT-36C4P-OL4-A191-K87	DDMQ-36C4P-OL4-A191-K87	DDMU-36C4P-OL4-A191-K87	DDMX-36C4P-OL4-A191-K87	DDM-36C4P-OL4-A191-K87
DD	43W2	DDMT-43C2P-OL4-A191-K87	DDMQ-43C2P-OL4-A191-K87	DDMU-43C2P-OL4-A191-K87	DDMX-43C2P-OL4-A191-K87	DDM-43C2P-OL4-A191-K87
DD	47W1	DDMT-47C1P-OL4-A191-K87	DDMQ-47C1P-OL4-A191-K87	DDMU-47C1P-OL4-A191-K87	DDMX-47C1P-OL4-A191-K87	DDM-47C1P-OL4-A191-K87

For performance class 1 replace A191 with A190.
 For performance class 3 delete A191.
 For 50 ohm coaxial replace C with X.

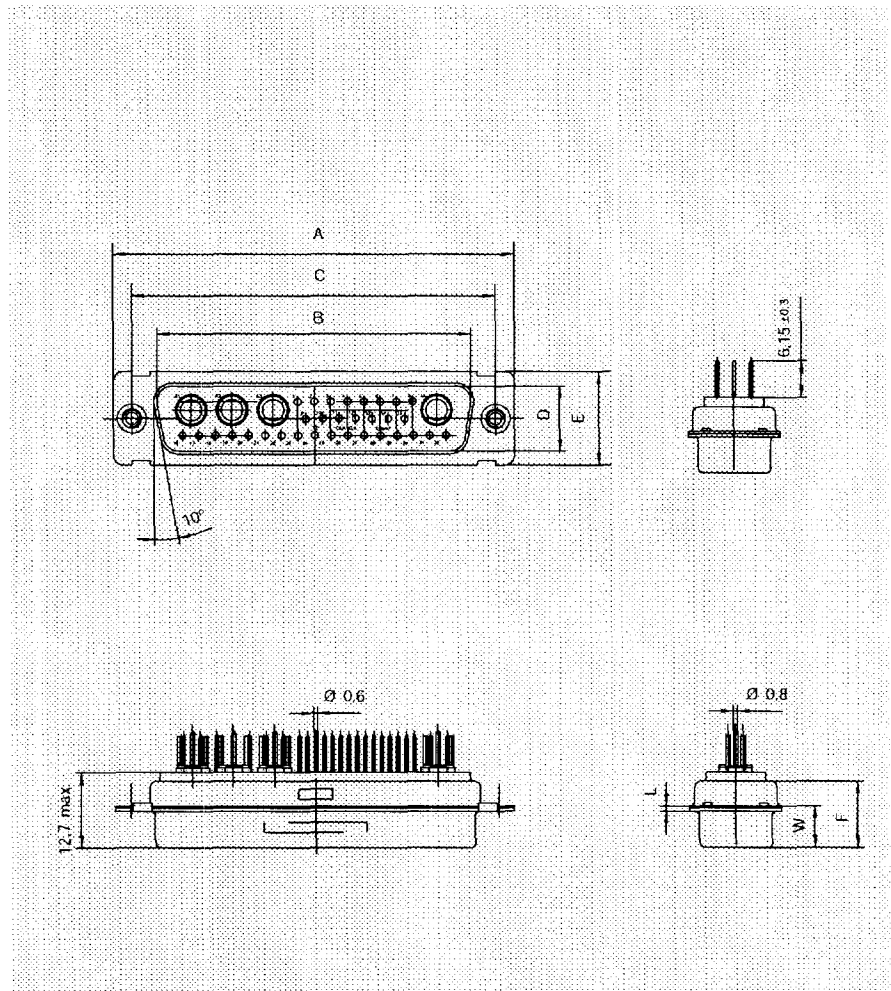
For standoff 4-40 UNC thread replace T with V.
 For standoff, 4-40 UNC thread post and pushfit replace U with N.

For 4-40 UNC thread standoff with pushfit replace Q with Z.
 For captive nut 4-40 UNC replace X with E.

Pin



- For contact cavity arrangements, see page 52.
- For pcb hole pattern, see page 60 – 63.
- For mounting methods, see page 86 – 87.
- For panel cut-outs, see our D Subminiature catalogue.



Dimensions

Shell size	A	B	C	D	E	F	L	W
	±0,38	±0,13	±0,13	±0,13	±0,13	±0,25	+0,2	±0,4
DD	66,95	52,8	61,1	11,1	15,4	10,8	0,9	6,85

Coaxial straight – European solder pins, sizes DD

75 Ohm part numbers with straight contacts

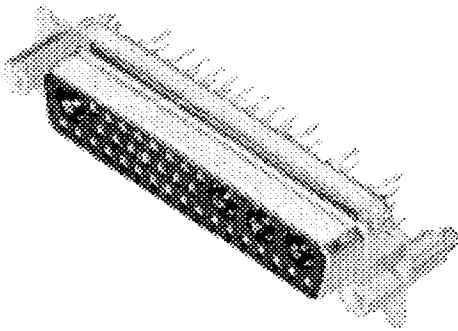
Shell size	Layout	with standoff M3	with standoff M3 with pushfit	standoff, M3 post and pushfit	with M3 clinch nut	with through hole 3,05 mm
DD	24W7	DDMT-24C7S-OL4-A191-A197	DDMQ-24C7S-OL4-A191-A197	DDMU-24C7S-OL4-A191-A197	DDMX-24C7S-OL4-A191-A197	DDM-24C7S-OL4-A191-A197
DD	36W4	DDMT-36C4S-OL4-A191-A197	DDMQ-36C4S-OL4-A191-A197	DDMU-36C4S-OL4-A191-A197	DDMX-36C4S-OL4-A191-A197	DDM-36C4S-OL4-A191-A197
DD	43W2	DDMT-43C2S-OL4-A191-A197	DDMQ-43C2S-OL4-A191-A197	DDMU-43C2S-OL4-A191-A197	DDMX-43C2S-OL4-A191-A197	DDM-43C2S-OL4-A191-A197
DD	47W1	DDMT-47C1S-OL4-A191-A197	DDMQ-47C1S-OL4-A191-A197	DDMU-47C1S-OL4-A191-A197	DDMX-47C1S-OL4-A191-A197	DDM-47C1S-OL4-A191-A197

For performance class 1 replace A191 with A190.
 For performance class 3 delete A191.
 For 50 ohm coaxial replace C with X.

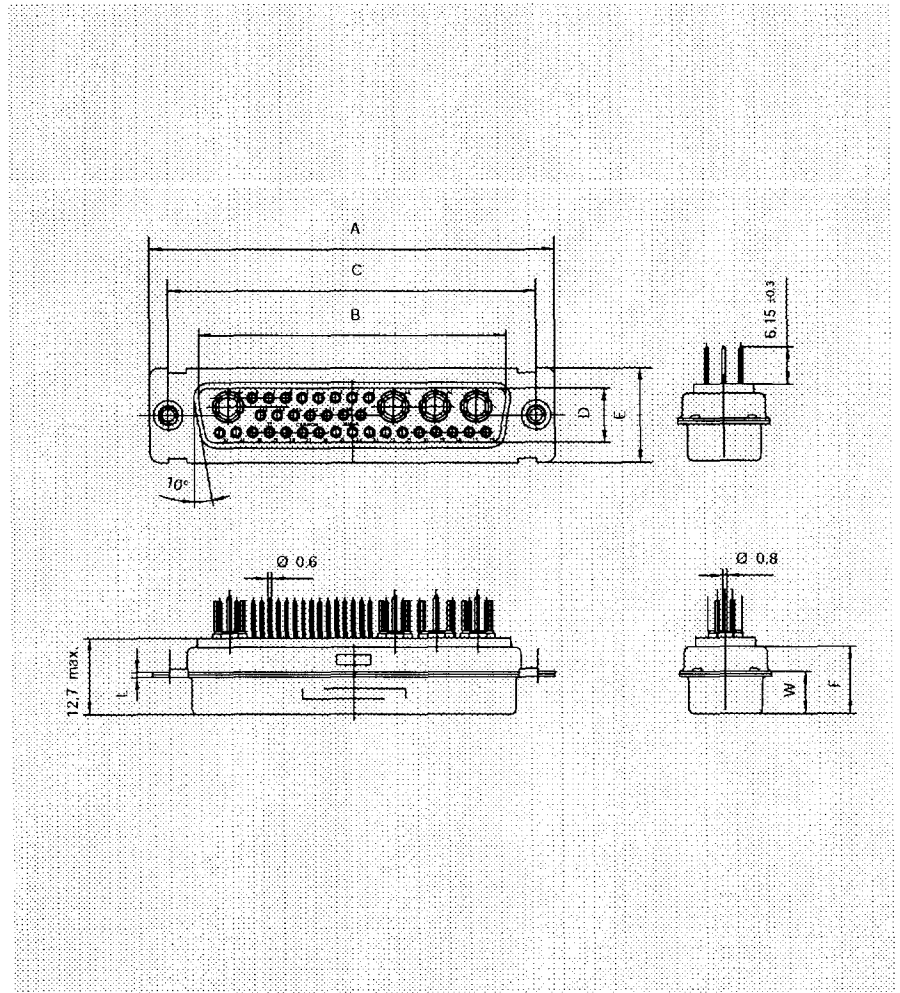
For standoff 4-40 UNC thread replace T with V.
 For standoff, 4-40 UNC thread post and pushfit replace U with N.

For 4-40 UNC thread standoff with pushfit replace Q with Z.
 For captive nut 4-40 UNC replace X with E.

Socket



- For contact cavity arrangements, see page 53.
- For pcb hole pattern, see page 64 – 67.
- For mounting methods, see page 86 – 87.
- For panel cut-outs, see our D Subminiature catalogue.



Dimensions

Shell size	A	B	C	D	E	F	L	W
DD	±0,38	±0,13	±0,13	±0,13	±0,13	±0,25	+0,2	±0,4
	66,95	52,4	61,1	10,75	15,4	10,9	0,8	6,95