

400W Surface Mount Transient Voltage Suppressor

Features

- Stand-off voltage from 5.0 to 170 volts
- 400W Peak Pulse Power capability on 10/1000 μ s waveform repetition rate(duty cycle): 0.01%
- Ideal for ESD protection of data lines in accordance with IEC 1000-4-2 (IEC801-2)
- Ideal for EFT protection of data lines in accordance with IEC 1000-4-4 (IEC801-4)
- Fast response time: typically less than 1.0ps from 0v to VBR
- Low incremental surge resistance, excellent clamping capability
- Typical IR less than 1 μ A above 10V
- High temperature soldering guaranteed:
250°C/10 seconds at terminals
- This series is UL recognized under component index. File number E315008
- RoHS Compliant

SMA



Maximum Ratings ($T_{Ambient}=25^{\circ}C$ unless noted otherwise)

Symbol	Description	Value	Unit	Conditions
V_{WM}	Stand-Off Voltage	5.0 to 170	V	
PPPM	Peak Pulse Power Dissipation on 10/1000 μ s waveform	Minimum 400	W	Non-repetitive current pulse
IPPM	Peak Pulse current on 10/1000 μ s waveform	See Table	A	Non-repetitive current pulse
PM(AV)	Steady State Power Dissipation	1.0	W	At TL(Lead Temperature)=75°C (Note 1)
IFSM	Peak Forward Surge Current	40.0	A	8.3ms single half sine-wave superimposed on rated load (uni-direction only), TL=75°C
V_F	Maximum Instantaneous Forward Voltage	3.5	V	8.3ms single half sine-wave (uni-direction only), TL=75°C
T_J,T_{STG}	Operating Junction and Storage Temperature Range	-55 to 150	°C	

Note: (1) Mounted on copper pad area of 0.2" x 0.2" (5.0mmx5.0mm).

400W Surface Mount Transient Voltage Suppressor

SMAJ5.0A~170CA

Mechanical Data

Case:	JEDEC DO-214AC molded plastic
Epoxy:	Meets UL 94V-0 flammability rating
Terminals:	Plated axial leads, solderable per MIL-STD-750, Method 2026
Polarity:	Cathode indicated by color band
Mounting position:	Any
Weight:	0.002 ounces, 0.064 gram

Electrical Characteristics ($T_{Ambient}=25^{\circ}C$ unless noted otherwise)

P/N (note1)		Device Marking Code		Stand-Off Voltage	Breakdown Voltage @ Test Current			Max. Clamping Voltage @ IPPM	Max. Peak Pulse Current	Max. Reverse Leakage Current @ V_{WM}
					V_{BR}		I_T (mA)			
Uni-Polar	Bi-Polar	Uni	Bi	V_{WM} (V)	Min.	Max.		V_C (V)	IPPM (A)	I_D (μ A) (note2)
SMAJ5.0A	SMAJ5.0CA	AE	WE	5.0	6.4	7.08	10	9.2	43.5	800/1600
SMAJ6.0A	SMAJ6.0CA	AG	WG	6.0	6.67	7.37		10.3	38.8	800/1600
SMAJ6.5A	SMAJ6.5CA	AK	WK	6.5	7.22	7.98		11.2	35.7	500/1000
SMAJ7.0A	SMAJ7.0CA	AM	WM	7.0	7.78	8.6		12.0	33.3	200/400
SMAJ7.5A	SMAJ7.5CA	AP	WP	7.5	8.33	9.21	1.0	12.9	31.0	100/200
SMAJ8.0A	SMAJ8.0CA	AR	WR	8.0	8.89	9.83		13.6	29.4	50/100
SMAJ8.5A	SMAJ8.5CA	AT	WT	8.5	9.44	10.4		14.4	27.8	10/20
SMAJ9.0A	SMAJ9.0CA	AV	WV	9.0	10.0	11.1	1.0	15.4	26.0	5/10
SMAJ10A	SMAJ10CA	AX	WX	10	11.1	12.3	1.0	17.0	23.5	1/2
SMAJ11A	SMAJ11CA	AZ	WZ	11	12.2	13.5	1.0	18.2	22.0	1.0
SMAJ12A	SMAJ12CA	BE	XE	12	13.3	14.7		19.9	20.1	
SMAJ13A	SMAJ13CA	BG	XG	13	14.4	15.9		21.5	18.6	
SMAJ14A	SMAJ14CA	BK	XK	14	15.6	17.2	1.0	23.2	17.2	1.0
SMAJ15A	SMAJ15CA	BM	XM	15	16.7	18.5		24.4	16.4	
SMAJ16A	SMAJ16CA	BP	XP	16	17.8	19.7		26.0	15.4	
SMAJ17A	SMAJ17CA	BR	XR	17	18.9	20.9		27.6	14.5	

400W Surface Mount Transient Voltage Suppressor

SMAJ5.0A~170CA

Electrical Characteristics ($T_{Ambient}=25^{\circ}C$ unless noted otherwise)

P/N		Device Marking Code		Stand-Off Voltage	Breakdown Voltage @ Test Current			Max. Clamping Voltage @ IPPM	Max. Peak Pulse Current	Max. Reverse Leakage Current @ V_{WM}
					V_{BR}		I_T (mA)			
Uni-Polar	Bi-Polar	Uni	Bi	V_{WM} (V)	Min.	Max.		V_C (V)	IPPM (A)	I_D (μ A)
SMAJ18A	SMAJ18CA	BT	XT	18	20.0	22.1	1.0	29.2	13.7	1.0
SMAJ20A	SMAJ20CA	BV	XV	20	22.2	24.5		32.4	12.3	
SMAJ22A	SMAJ22CA	BX	XX	22	24.4	26.9		35.5	11.3	
SMAJ24A	SMAJ24CA	BZ	XZ	24	26.7	29.5		38.9	10.3	
SMAJ26A	SMAJ26CA	CE	YE	26	28.9	31.9	1.0	42.1	9.5	1.0
SMAJ28A	SMAJ28CA	CG	YG	28	31.1	34.4		45.4	8.8	
SMAJ30A	SMAJ30CA	CK	YK	30	33.3	36.8		48.4	8.3	
SMAJ33A	SMAJ33CA	CM	YM	33	36.7	40.6		53.3	7.5	
SMAJ36A	SMAJ36CA	CP	YP	36	40.0	44.2	1.0	58.1	6.9	1.0
SMAJ40A	SMAJ40CA	CR	YR	40	44.4	49.1		64.5	6.2	
SMAJ43A	SMAJ43CA	CT	YT	43	47.8	52.8		69.4	5.8	
SMAJ45A	SMAJ45CA	CV	YV	45	50.0	55.3		72.7	5.5	
SMAJ48A	SMAJ48CA	CX	YX	48	53.3	58.9	1.0	77.4	5.2	1.0
SMAJ51A	SMAJ51CA	CZ	YZ	51	56.7	62.7		82.4	4.9	
SMAJ54A	SMAJ54CA	RE	ZE	54	60.0	66.3		87.1	4.6	
SMAJ58A	SMAJ58CA	RG	ZG	58	64.4	71.2		93.6	4.3	
SMAJ60A	SMAJ60CA	RK	ZK	60	66.7	73.7	1.0	96.8	4.1	1.0
SMAJ64A	SMAJ64CA	RM	ZM	64	71.1	78.6		103.0	3.9	
SMAJ70A	SMAJ70CA	RP	ZP	70	77.8	86.0		113.0	3.5	
SMAJ75A	SMAJ75CA	RR	ZR	75	83.3	92.1		121.0	3.3	
SMAJ78A	SMAJ78CA	RT	ZT	78	86.7	95.8	1.0	126.0	3.2	1.0
SMAJ85A	SMAJ85CA	RV	ZV	85	94.4	104		137.0	2.9	
SMAJ90A	SMAJ90CA	RX	ZX	90	100	111		146.0	2.7	

400W Surface Mount Transient Voltage Suppressor

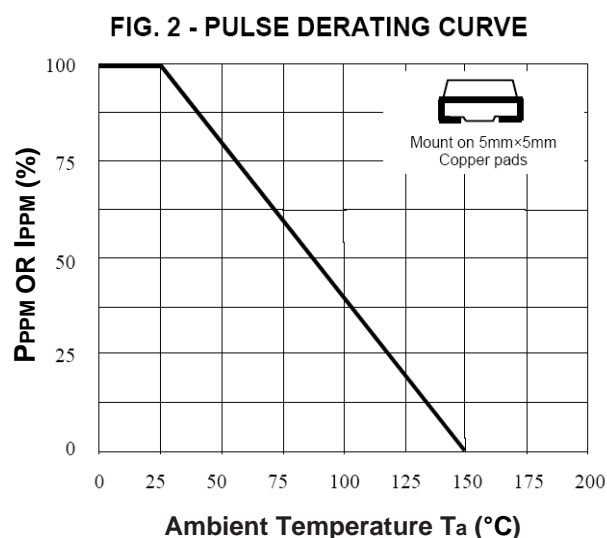
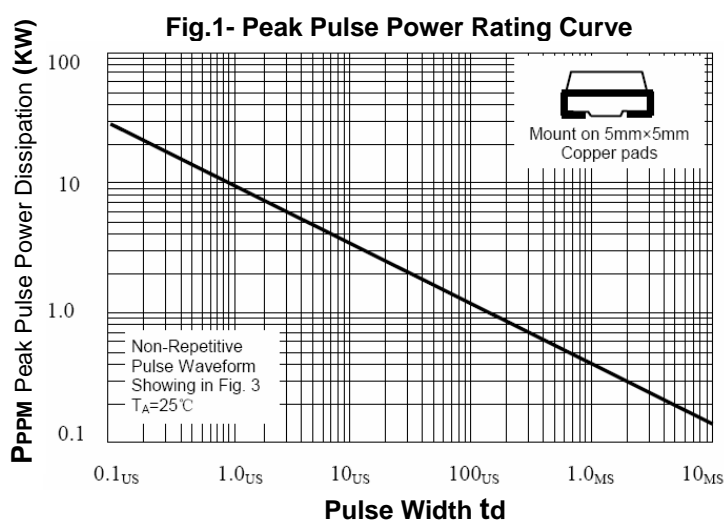
SMAJ5.0A~170CA

Electrical Characteristics ($T_{Ambient}=25^{\circ}C$ unless noted otherwise)

P/N		Device Marking Code		Stand-Off Voltage	Breakdown Voltage @ Test Curr.			Max. Clamping Vltg. @ IPPM	Max. Peak Pulse Current	Max. Reverse Leakage Current @ V_{WM}
					V_{BR}		I_T (mA)			
Uni-Polar	Bi-Polar	Uni	Bi	V_{WM} (V)	Min.	Max.		V_C (V)	IPP (A)	I_D (μ A)
SMAJ100A	SMAJ100CA	RZ	ZZ	100	111	123	1.0	162.0	2.5	1.0
SMAJ110A	SMAJ110CA	SE	VE	110	122	135		177.0	2.3	
SMAJ120A	SMAJ120CA	SG	VG	120	133	147		193.0	2.1	
SMAJ130A	SMAJ130CA	SK	VK	130	144	159		209.0	1.9	
SMAJ150A	SMAJ150CA	SM	VM	150	167	185	1.0	243.0	1.6	1.0
SMAJ160A	SMAJ160CA	SP	VP	160	178	197		259.0	1.5	
SMAJ170A	SMAJ170CA	SR	VR	170	189	209		275.0	1.4	

- Note:**
1. For parts with suffix A, the V_{BR} is +/- 5%.
 2. For Bi-directional type having V_{WM} of 10V or less, the I_D limit is double.

Typical Characteristics Curves



400W Surface Mount Transient Voltage Suppressor

SMAJ5.0A~170CA

Fig.3- Pulse Waveform

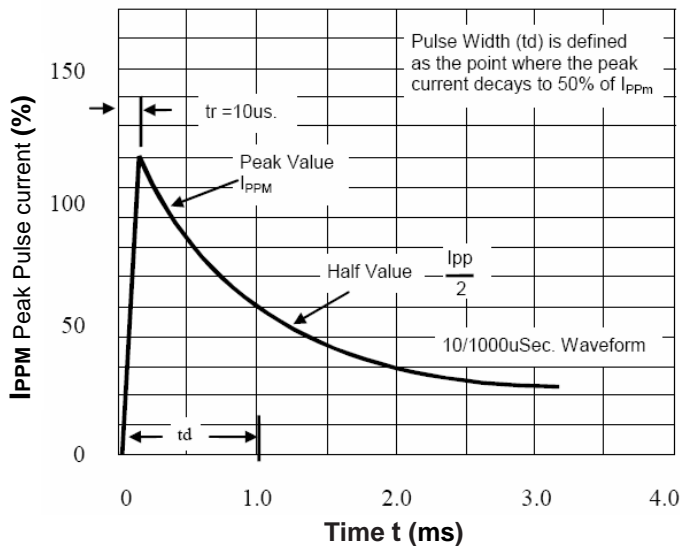


Fig.4- Max. Non-Repetitive Forward Surge Current Uni-directional only

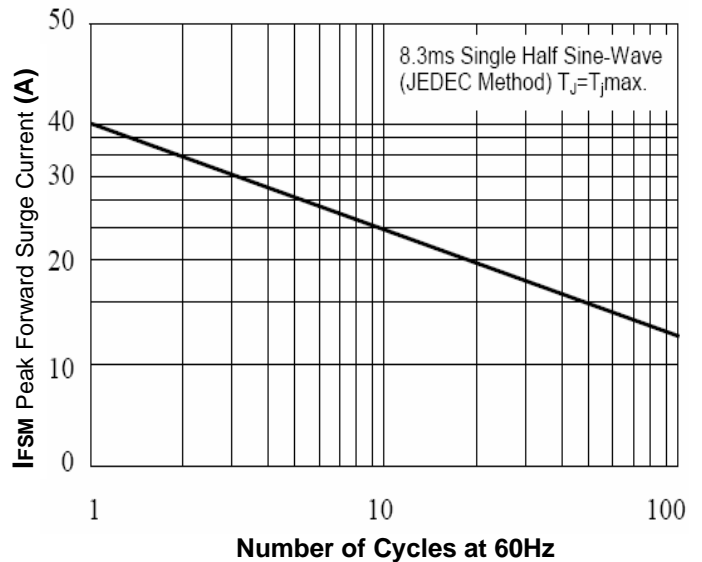


Fig.5- Steady State Power Derating Curve

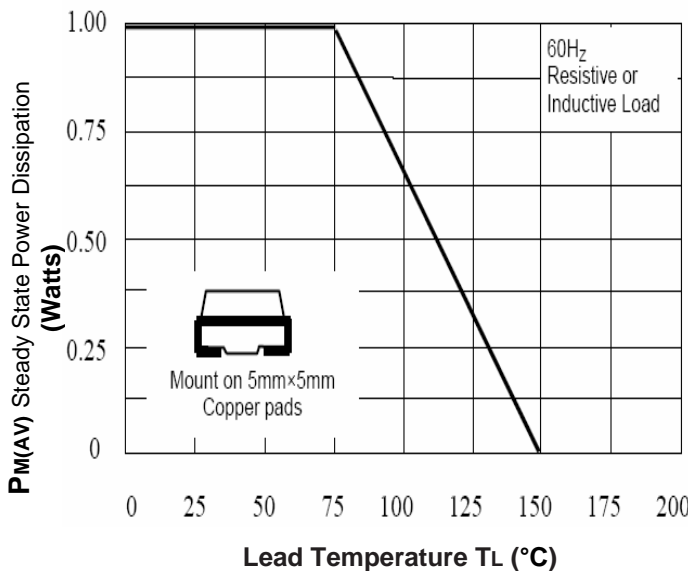
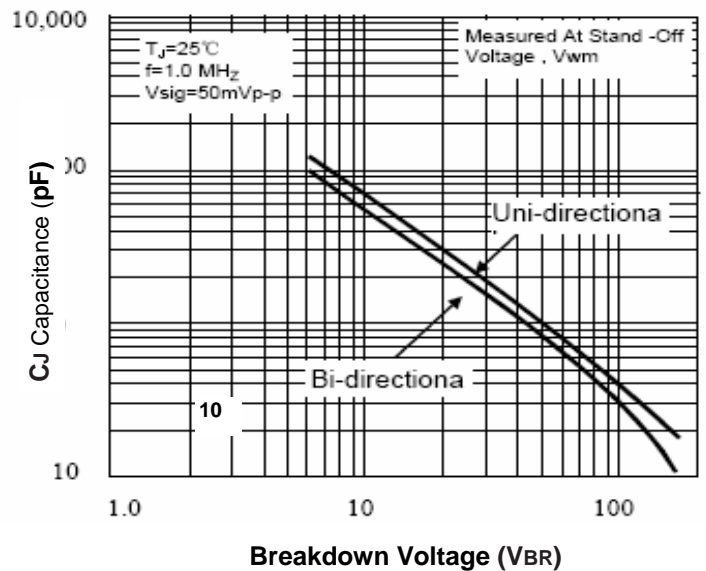


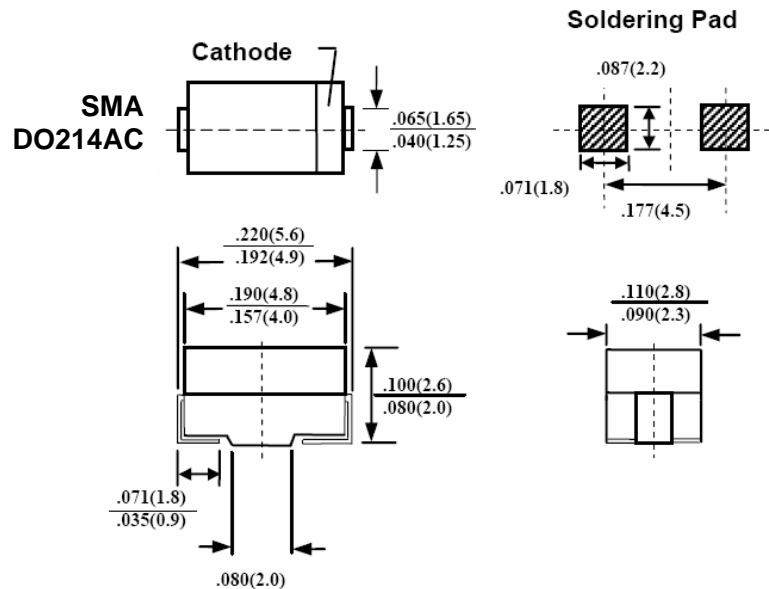
Fig.6- Capacitance



400W Surface Mount Transient Voltage Suppressor

SMAJ5.0A~170CA

Dimensions



How to contact us:

US HEADQUARTERS

28040 WEST HARRISON PARKWAY, VALENCIA, CA 91355-4162

Tel: (800) TAITRON (800) 247-2232 (661) 257-6060

Fax: (800) TAITFAX (800) 824-8329 (661) 257-6415

Email: taitron@taitroncomponents.com

Http://www.taitroncomponents.com

TAITRON COMPONENTS MEXICO, S.A .DE C.V.

BOULEVARD CENTRAL 5000 INTERIOR 5 PARQUE INDUSTRIAL ATITALAQUIA, HIDALGO C.P.

42970 MEXICO

Tel: +52-55-5560-1519

Fax: +52-55-5560-2190

TAITRON COMPONETS INCORPORATED E REPRESENTAÇÕES DO BRASIL LTDA

RUA DOMINGOS DE MORAIS, 2777, 2.ANDAR, SALA 24 SAÚDE - SÃO PAULO-SP 04035-001 BRAZIL

Tel: +55-11-5574-7949

Fax: +55-11-5572-0052

TAITRON COMPONETS INCORPORATED, SHANGHAI REPRESENTATIVE OFFICE

CROSS REGION PLAZA, 899 LINLING ROAD, SUITE 18C, SHANGHAI, 200030, CHINA

Tel: +86-21-5424-9942

Fax: +86-21-5424-9931