




BYQ28E, BYQ28EF, BYQ28EB, UG10DCT, UGF10DCT, UGB10DCT Series

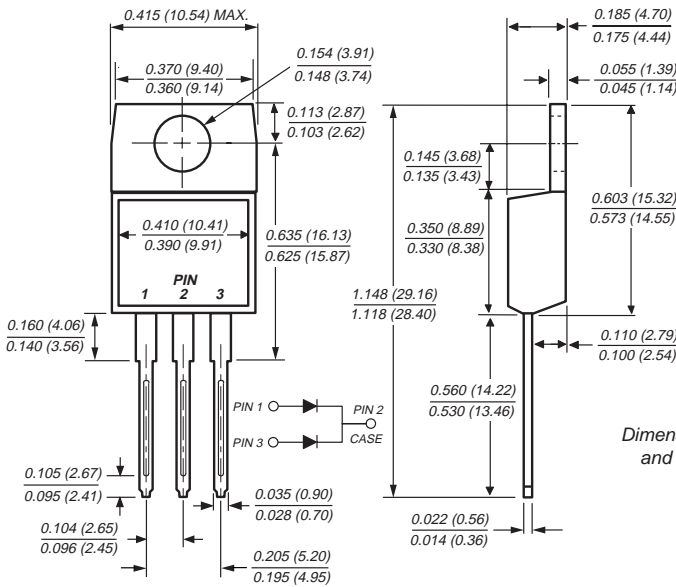
Vishay Semiconductors
formerly General Semiconductor

Dual Ultrafast Soft Recovery Rectifiers

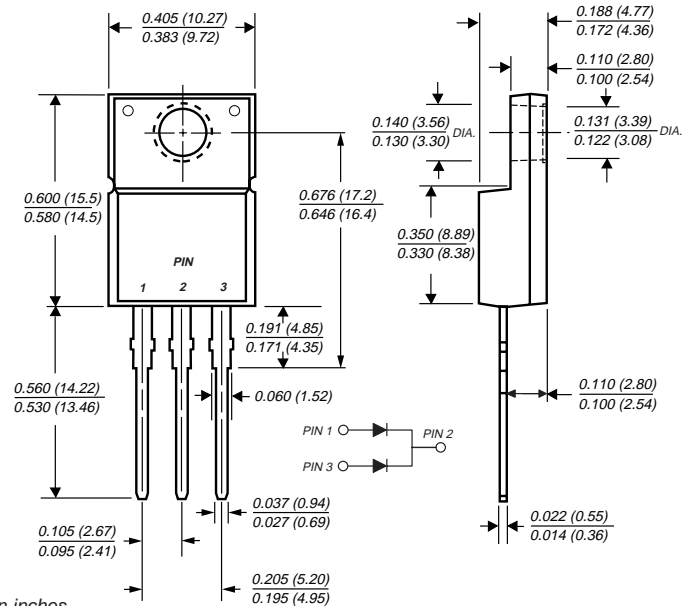


Reverse Voltage 100 to 200 V
Forward Current 10 A
Reverse Recovery Time 20ns

TO-220AB (BYQ28E, UG10 Series)

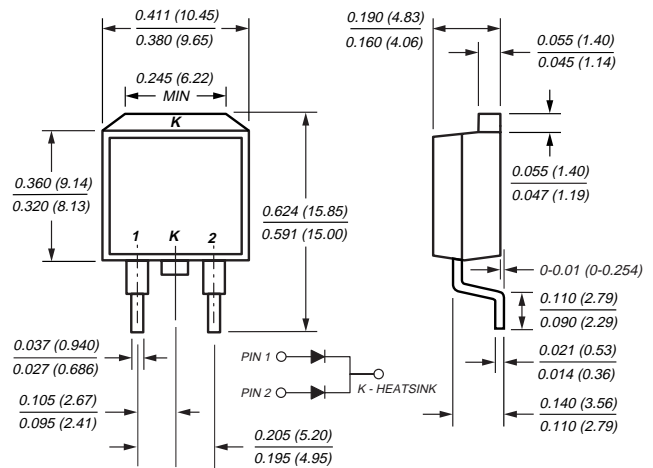


ITO-220AB (BYQ28EF, UGF10 Series)

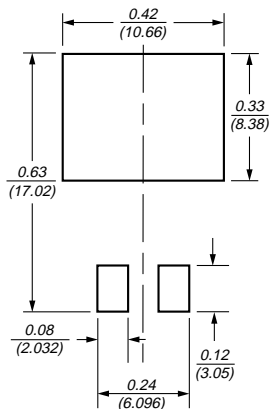


Dimensions in inches and millimeters

TO-263AB (BYQ28EB, UGB10 Series)



Mounting Pad Layout TO-263AB



Features

- Plastic package has Underwriters Laboratories Flammability Classification 94V-0
- High reverse energy capability
- Excellent high temperature switching
- High temperature soldering guaranteed: 250°C/10 seconds at terminals
- Glass passivated chip junction
- Soft recovery characteristics

Mechanical Data

Case: JEDEC TO-220AB, ITO-220AB & TO-263AB molded plastic body

Terminals: Plated leads, solderable per MIL-STD-750, Method 2026

Polarity: As marked **Mounting Position:** Any

Mounting Torque: 10 in-lbs maximum

Weight: 0.08 oz., 2.24 g



Vishay Semiconductors
formerly General Semiconductor

Maximum Ratings (T_C = 25°C unless otherwise noted)

Parameter	Symbol	UG10BCT	UG10CCT	UG10DCT	Unit
		BYQ28E-100	BYQ28E-150	BYQ28E-200	
Maximum repetitive peak reverse voltage	V _{RRM}	100	150	200	V
Working peak reverse voltage	V _{RWM}	100	150	200	V
Maximum DC blocking voltage	V _{DC}	100	150	200	V
Maximum average forward rectified current at T _C = 100°C <i>Total device Per leg</i>	I _{F(AV)}	10 5			A
Peak forward surge current 8.3ms single half sine-wave superimposed on rated load (JEDEC Method) per leg	I _{FSM}	55			A
Non-repetitive peak reverse current per leg at t _p = 100μs	I _{RSM}	0.2			A
Electrostatic discharge capacitor voltage, Human body model: C = 250pF, R = 1.5kΩ	V _C	8			KV
Operating junction and storage temperature range	T _J , T _{STG}	-40 to +150			°C
RMS Isolation voltage (BYQ28EF, UGF types) from terminals to heatsink with t = 1 second, RH ≤ 30%	V _{ISOL}	4500 (NOTE 1) 3500 (NOTE 2) 1500 (NOTE 3)			V

Electrical Characteristics (T_C = 25°C unless otherwise noted)

Parameter	Symbol	Value	Unit
Maximum instantaneous forward voltage per leg (Note 4) at I _F = 10A, T _J = 25°C at I _F = 5A, T _J = 25°C at I _F = 5A, T _J = 150°C	V _F	1.25 1.10 0.895	V
Maximum reverse current per leg at working peak reverse voltage (Note 4) T _J = 25°C T _J = 100°C	I _R	10 200	μA
Maximum reverse recovery time per leg at I _F = 1.0A, di/dt = 100A/μs, V _R = 30V, I _{rr} = 0.1I _{RM}	t _{rr}	25	ns
Maximum reverse recovery time per leg at I _F = 0.5A, I _R = 1.0A, I _{rr} = 0.25A	t _{rr}	20	ns
Maximum stored charge per leg I _F = 2A, di/dt = 20A/μs, V _R = 30V, I _{rr} = 0.1I _{RM}	Q _{rr}	9	nC

Thermal Characteristics (T_C = 25°C unless otherwise noted)

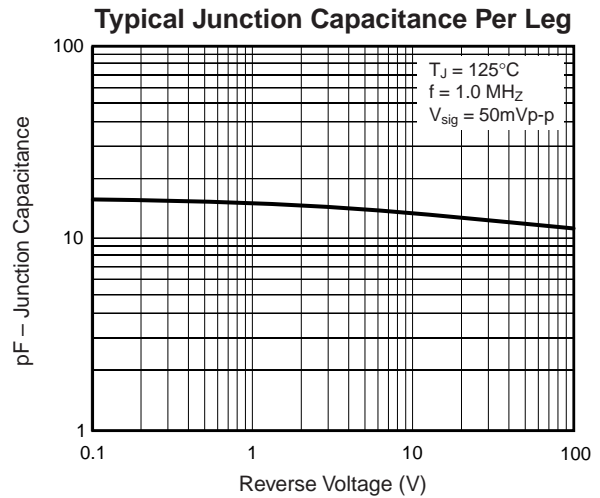
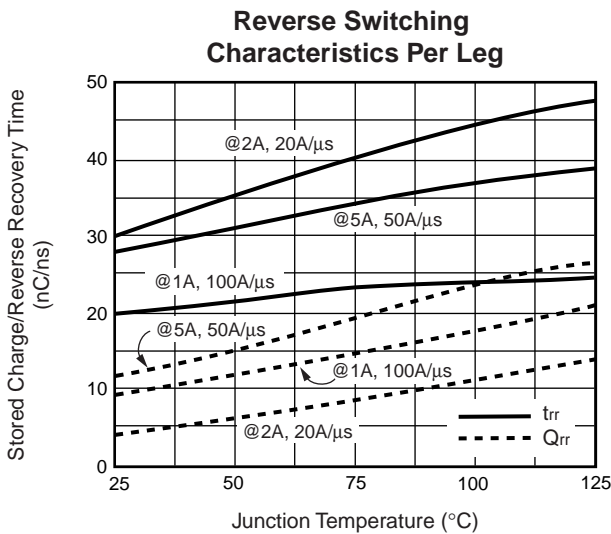
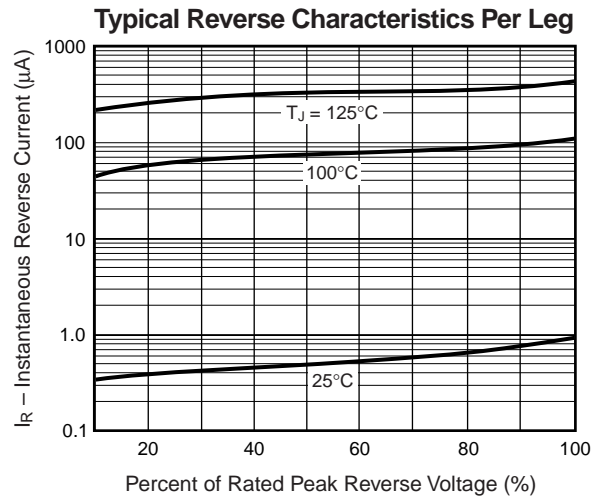
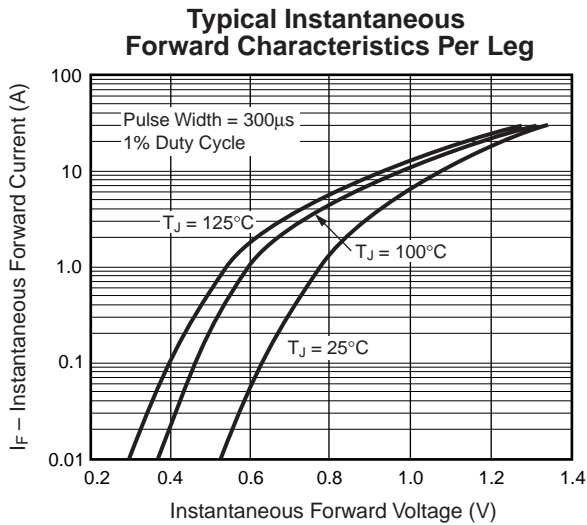
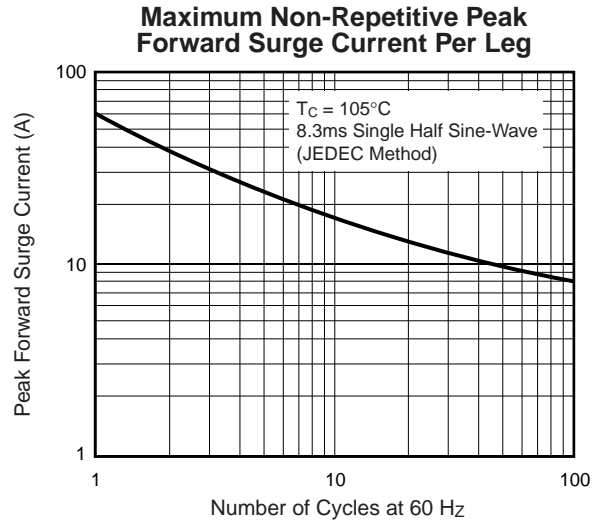
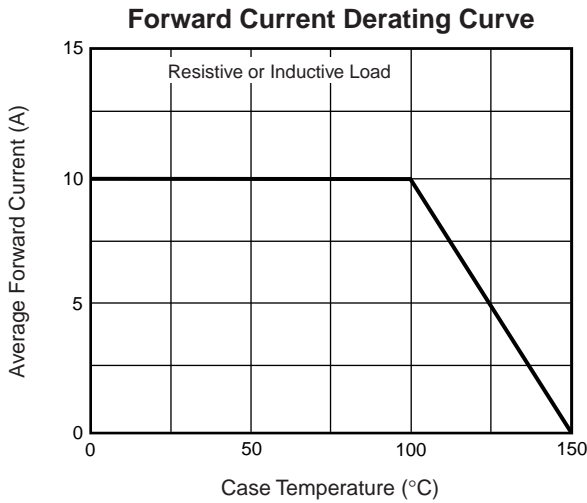
Parameter	Symbol	UG10	UGF10	UGB10	Unit
		BYQ28E	BYQ28EF	BYQ28EB	
Typical thermal resistance — junction to ambient per leg	R _{θJA} R _{θJC}	50 4.5	55 6.7	50 4.5	°C/W °C/W

Notes:

- (1) Clip mounting (on case), where lead does not overlap heatsink with 0.110" offset
- (2) Clip mounting (on case), where leads do overlap heatsink
- (3) Screw mounting with 4-40 screw, where washer diameter is ≤ 4.9 mm (0.19")
- (4) Pulse test: 300μs pulse width, 1% duty cycle



Ratings and Characteristic Curves ($T_A = 25^\circ\text{C}$ unless otherwise noted)





Notice

Specifications of the products displayed herein are subject to change without notice. Vishay Intertechnology, Inc., or anyone on its behalf, assumes no responsibility or liability for any errors or inaccuracies.

Information contained herein is intended to provide a product description only. No license, express or implied, by estoppel or otherwise, to any intellectual property rights is granted by this document. Except as provided in Vishay's terms and conditions of sale for such products, Vishay assumes no liability whatsoever, and disclaims any express or implied warranty, relating to sale and/or use of Vishay products including liability or warranties relating to fitness for a particular purpose, merchantability, or infringement of any patent, copyright, or other intellectual property right.

The products shown herein are not designed for use in medical, life-saving, or life-sustaining applications. Customers using or selling these products for use in such applications do so at their own risk and agree to fully indemnify Vishay for any damages resulting from such improper use or sale.