



■ Features :

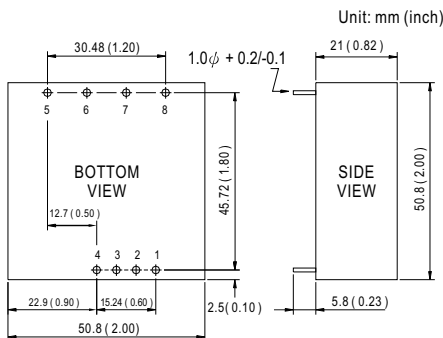
- 2:1 wide input range
- 4:1 wide input range(option)
- 1000VDC I/O isolation
- Built-in EMI filter
- Trimming output(±10%)
- Remote ON-OFF control
- Protections: Short circuit / Overload
- Cooling by free air convection
- Six-sided shield metal case
- Epoxy encapsulated
- 100% burn-in test
- Approvals: FCC / CE
- 2 years warranty



SPECIFICATION

ORDER NO.	DKA30A-05	DKA30B-05	DKA30C-05	DKA30A-12	DKA30B-12	DKA30C-12	DKA30A-15	DKA30B-15	DKA30C-15			
OUTPUT	DC VOLTAGE			±5V			±12V			±15V		
	CURRENT RANGE			±250 ~ ±2500mA			±125 ~ ±1250mA			±100 ~ ±1000mA		
	RATED POWER			25W			30W			30W		
	RIPPLE & NOISE (max.) Note.2			100mVp-p								
	LINE REGULATION Note.3			±0.5%								
	LOAD REGULATION Note.4			±0.5%								
	VOLTAGE ACCURACY			±2.0%								
	SWITCHING FREQUENCY			100KHz min.								
	EXTERNAL TRIM Adj. RANGE			±10%								
INPUT	VOLTAGE RANGE											
	A: 9 ~ 18VDC			B: 18 ~ 36VDC			C: 36 ~ 72VDC					
	EFFICIENCY (Typ.)			80%	80%	80%	80%	83%	81%	80%	83%	81%
	DC CURRENT			Full load A: 3.2A B: 1.5A C: 0.77A								
	No load			A: 40mA B: 20mA C: 10mA								
FILTER			Pi network									
PROTECTION			Fuse recommended									
PROTECTION (Note. 5)	OVERLOAD											
	110 ~ 250% rated output power											
	Protection type : Hiccup mode, recovers automatically after fault condition is removed											
SHORT CIRCUIT												
All output equipped with short circuit												
Protection type : Hiccup mode, recovers automatically after fault condition is removed												
ENVIRONMENT	WORKING TEMP.											
	-40 ~ +85°C (Refer to output load derating curve)											
	WORKING HUMIDITY											
	20% ~ 90% RH non-condensing											
	STORAGE TEMP., HUMIDITY											
-40 ~ +105°C, 10 ~ 95% RH												
TEMP. COEFFICIENT												
±0.03% / °C (0 ~ 50°C)												
VIBRATION												
10 ~ 500Hz, 2G 10min./1 cycle, period for 60min. each along X, Y, Z axes												
SAFETY & EMC	WITHSTAND VOLTAGE											
	I/P-O/P: 1KVDC											
	ISOLATION RESISTANCE											
	I/P-O/P: 100M Ohms / 500VDC / 25°C / 70% RH											
EMI CONDUCTION & RADIATION												
Compliance to EN55022 Class B, FCC part 15 Class B												
EMS IMMUNITY												
Compliance to EN61000-4-2,3,4,5,6,8, light industry level, criteria A												
OTHERS	REMOTE CONTROL											
	Power on: R.C ~ -Vin > 4.5~5.5VDC or open, Power off: R.C ~ -Vin < 0.8VDC or short											
	MTBF											
	100Khrs min. MIL-HDBK-217F (25°C)											
	DIMENSION											
50.8*50.8*21.0mm or 2"*2"*0.82" inch (L*W*H)												
WEIGHT												
110g												

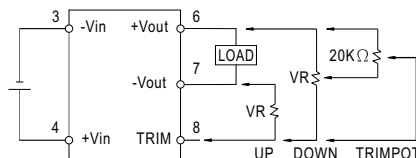
■ Mechanical Specification



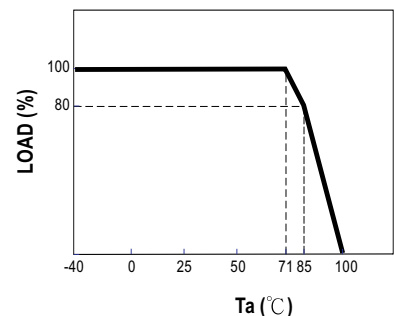
■ Pin Configuration

Pin No.	Output	Pin No.	Output
1	R.C	5	+Vout
2	No Pin	6	COM
3	-Vin	7	-Vout
4	+Vin	8	TRIM

■ External Output Trimming



■ Derating Curve



NOTE

1. All parameters are specified at normal input, rated load, 25°C 70% RH ambient.
2. Ripple & noise are measured at 20MHz by using a 12" twisted pair terminated with a 0.1uf & 47uf capacitor.
3. Line regulation is measured from low line to high line at rated load.
4. Load regulation is measured from 10% to 100% rated load.
5. Please prevent the converter from operating in overload or short circuit condition for more than 30 seconds.