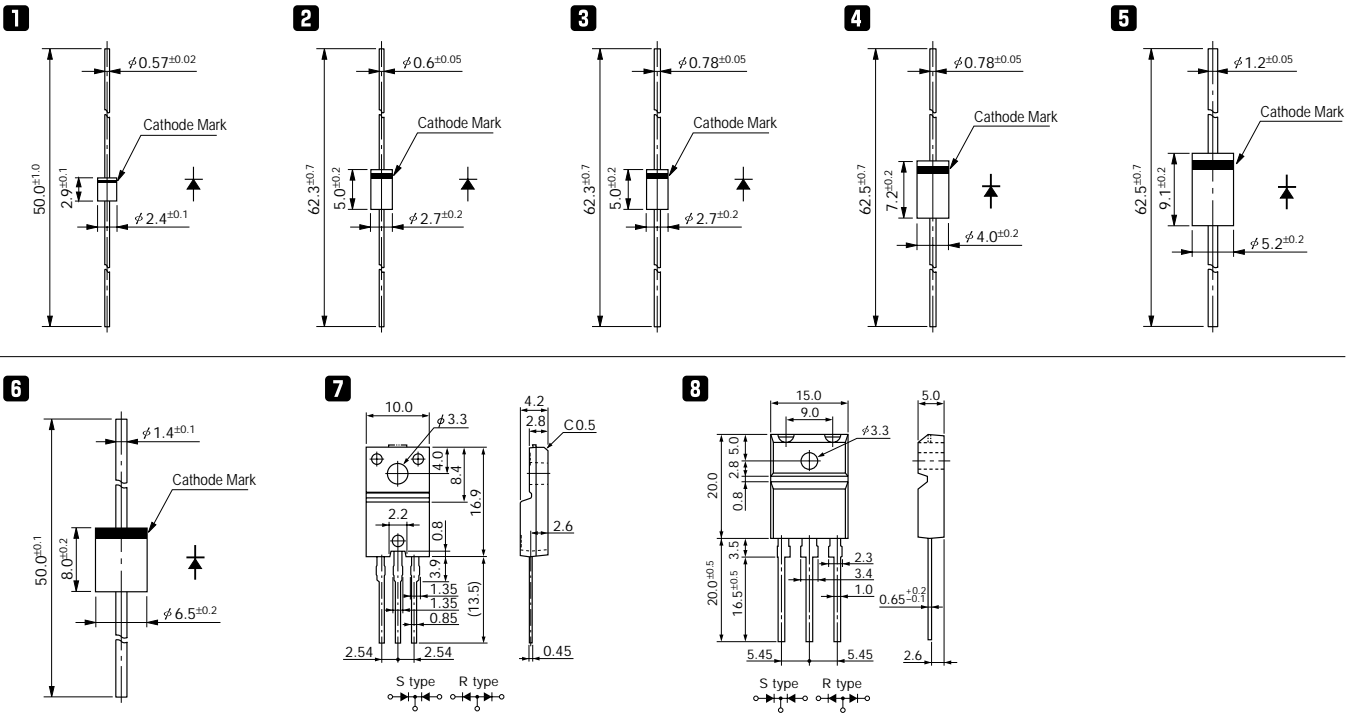


Fast-Recovery Rectifier Diodes 200V

$t_{rr} \textcircled{1}$: $I_F/I_R (=I_F)$ 90% Recovery Point
 (ex. $I_F/I_R = 100\text{mA}/100\text{mA}$ 90% Recovery Point)
 $t_{rr} \textcircled{2}$: $I_F/I_R (=2 I_F)$ 75% Recovery Point
 (ex. $I_F/I_R = 100\text{mA}/200\text{mA}$ 75% Recovery Point)

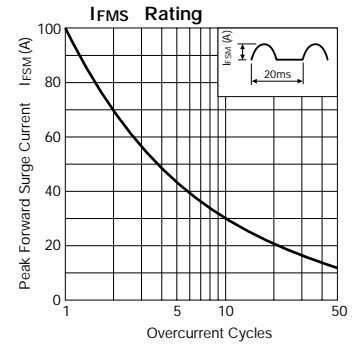
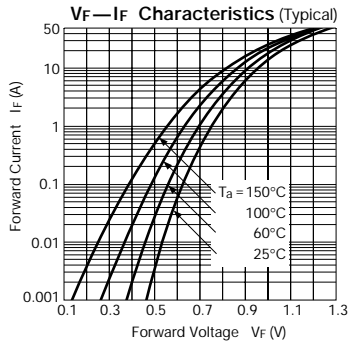
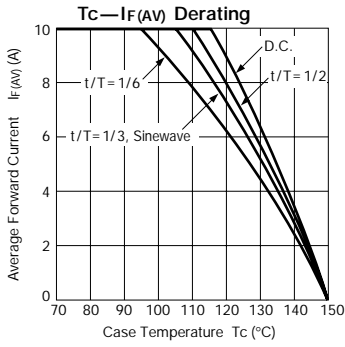
V_{RM} (V)	Package	Part Number	I_F (AV) (A) () is with Heatsink	I_{FSM} (A) 50Hz Half-cycle Sinewave Single Shot	T_j (°C)	T_{stg} (°C)	V_F (V) max	I_F (A)	I_R	I_R (H)	T_a (°C)	$t_{rr} \textcircled{1}$		$t_{rr} \textcircled{2}$		$R_{th} (j-l)$ $R_{th} (j-c)$ (°C/W)	Mass (g)	Fig. No.	Page where characteristic curve is shown
									(μA) $V_R = V_{RM}$ max	(μA) $V_R = V_{RM}$ max		I_F/I_{FP} (mA)	I_F/I_{FP} (mA)						
200	Axial	EU01Z	0.25	15	-40 to +150	2.5	0.25	10	150	100	0.4	10/10	0.18	10/20	20	0.2	2	54	
		EU 1Z	0.25	15	-40 to +150	2.5	0.25	10	150	100	0.4	10/10	0.18	10/20	17	0.3	3	55	
		AU01Z	0.5	15	-40 to +150	1.7	0.5	10	150	100	0.4	10/10	0.18	10/20	22	0.13	1	54	
		AS01Z	0.6	20	-40 to +150	1.5	0.6	10	50	100	1.5	10/10	0.6	10/20	22	0.13	1	54	
		EH 1Z	0.6	30	-40 to +150	1.35	0.6	10	200	150	4	10/10	1.3	10/20	17	0.3	3	55	
		RF 1Z	0.6	15	-40 to +150	2.0	0.6	10	200	100	0.4	10/10	0.18	10/20	15	0.4	4	56	
		RH 1Z	0.6	35	-40 to +150	1.3	0.6	5	70	150	4	10/10	1.3	10/20	15	0.4	4	56	
		ES01Z	0.7	30	-40 to +150	2.5	0.8	10	200	100	1.5	10/10	0.6	10/20	20	0.2	2	54	
		ES 1Z	0.7	30	-40 to +150	2.5	0.8	10	200	100	1.5	10/10	0.6	10/20	17	0.3	3	55	
		AU02Z	0.8	25	-40 to +150	1.3	0.8	10	250	100	0.4	10/10	0.18	10/20	22	0.13	1	54	
		EU02Z	1.0	15	-40 to +150	1.4	1.0	10	300	100	0.4	10/10	0.18	10/20	20	0.2	2	55	
		EU 2Z	1.0	15	-40 to +150	1.4	1.0	10	300	100	0.4	10/10	0.18	10/20	17	0.3	3	55	
		RU 2Z	1.0	20	-40 to +150	1.5	1.0	10	300	100	0.4	10/10	0.18	10/20	15	0.4	4	57	
		RU 30Z	1.5 (3.5)	80	-40 to +150	0.97	3.5	10	300	100	0.4	10/10	0.18	10/20	10	1.0	5	58	
		RU 4Z	2.0 (3.5)	70	-40 to +150	1.3	3.5	10	300	100	0.4	10/10	0.18	10/20	8	1.2	6	59	
		Center-tap	FMU-12S, R	5.0	30	-40 to +150	1.5	2.5	50	500	100	0.4	100/100	0.18	100/200	4.0	2.1	7	60
FMU-22S, R	10		40	-40 to +150	1.5	5.0	50	500	100	0.4	100/100	0.18	100/200	4.0	2.1	7	60		
FMU-32S, R	20		80	-40 to +150	1.5	10	50	500	100	0.4	100/100	0.18	100/200	2.0	5.5	8	61		

External Dimensions Flammability: UL94V-0 or Equivalent (Unit: mm)

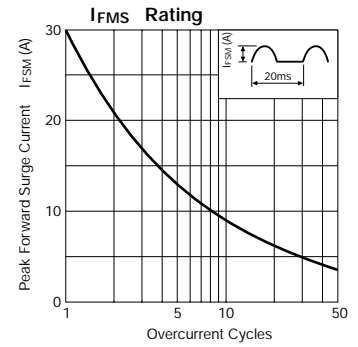
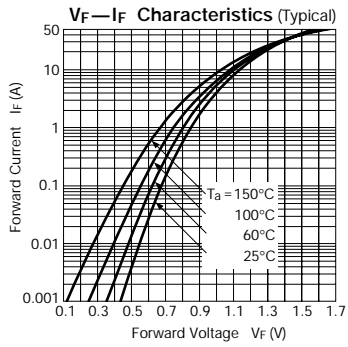
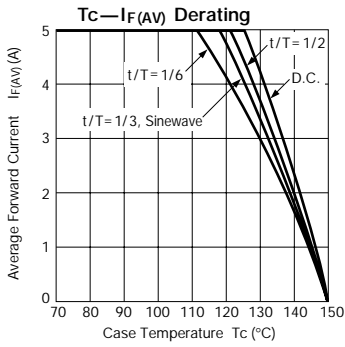


Fast-Recovery Rectifier Diodes

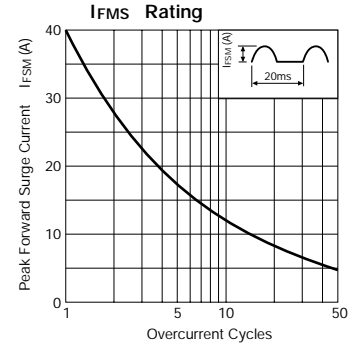
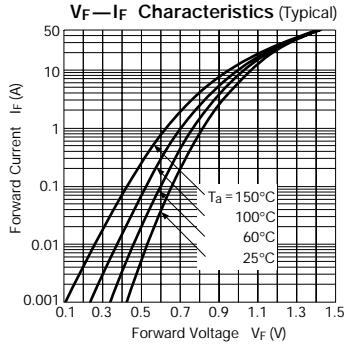
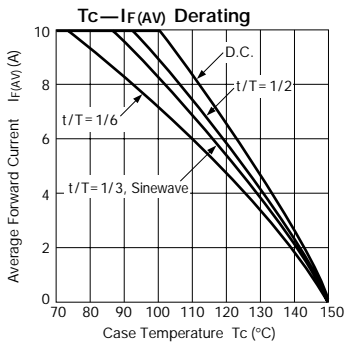
FMU-G2YXS



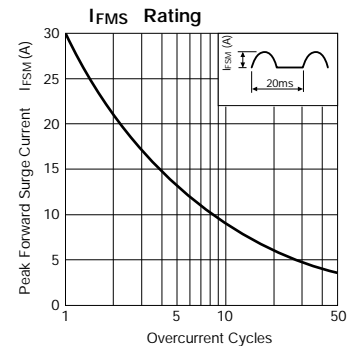
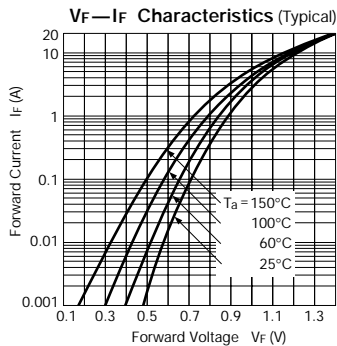
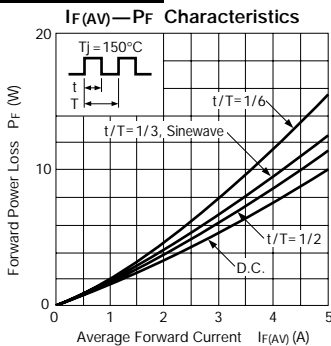
FMU-G16S



FMU-G26S



FMU-1 series



FMU-2 series

