



# New High Speed Decoupling Device Proadlizer® PF/A Series

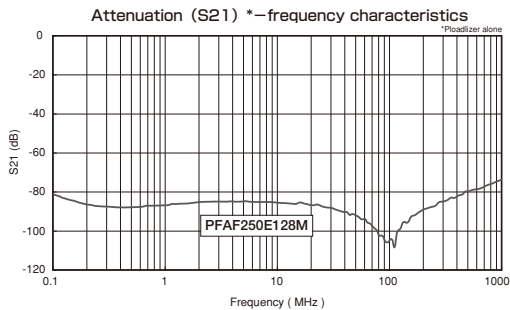
## APPLICATION

- High speed and high power CPU and Gbps backplane decoupling
- EMI solution for 10 MHz range or above
- High switching frequency DC/DC converter output capacitor

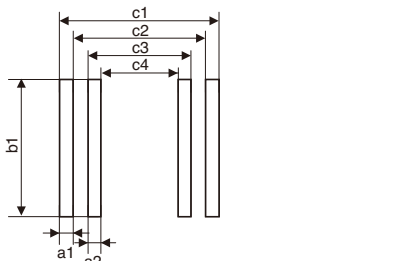
## FEATURES

- Excellent noise absorption performance at GHz frequency
- Extreme low ESL and high current capability
- High Capacitance and very low ESR based on our Conductive Polymer technology
- Distributed capacitance architecture and transmission-line structure


## PERFORMANCE (reference)



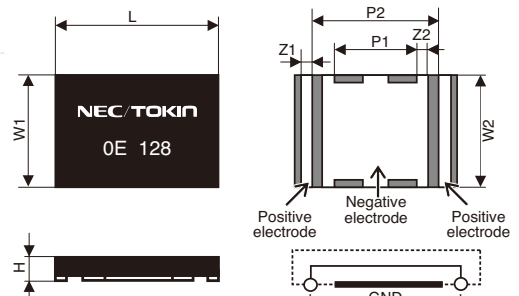
## LAYOUT LAND PATTERN (Tentative)



Case Code	a1	a2	b1	c1	c2	c3	c4
F25, F20	1.6	1.8	14.2	16.4	13.2	10.2	6.6
1212	1.6	1.8	14.2	11.9	8.7	6.7	3.1



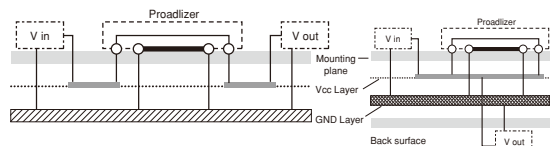
## DIMENSIONS [mm]



Case Code	L	W1	W2	H	P1	P2	Z1	Z2
F25	16.7±0.2	12.1±0.2	11.9±0.2	2.5Max	8.0±0.2	13.0±0.2	1.0±0.2	1.2±0.2
F20	16.7±0.2	12.1±0.2	11.9±0.2	2.0Max	8.0±0.2	13.0±0.2	1.0±0.2	1.2±0.2
121220	12.0±0.2	12.0±0.2	11.9±0.2	2.0Max	5.1±0.2	8.7±0.2	0.9±0.2	0.8±0.2

## NOTE (reference)

ex.1 Filter circuit design      ex.2 Decoupling circuit design

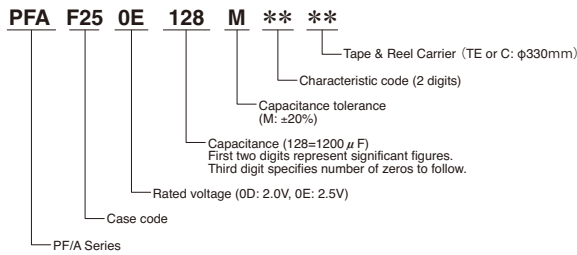


- ex.1 An effective filtering performance can be achieved by separating input and output in the VCC layer.
- ex.2 An effective decoupling performance can be achieved by not separating Vcc layer. This method also makes surface mounting of loads(CPU etc.) efficient.




● All specifications in this catalog and production status of products are subject to change without notice. Prior to the purchase, please contact NEC TOKIN for updated product data.  
 ● Please request for a specification sheet for detailed product data prior to the purchase.  
 ● Before using the product in this catalog, please read "Precautions" and other safety precautions listed in the printed version catalog.

## PART NUMBER SYSTEM



## MARKING



## RATINGS (Initial specification)

Rated voltage (V)	Capacitance (μF)	Dissipation Factor (%)	DC Leakage Current (μA)	ESR (mΩ) at 100kHz	Case code	Part Number
2.0	1000	10	300	1.0	121220	PFA1212200D108MCCD
2.5	900	10	250	1.5	F25	PF250907MBCBE
2.5	1200	10	300	2.0	F25	PF250E128MTE
2.5	1200	10	300	1.5	F25	PF250E128MNSTE
2.5	1500	10	375	2.0	F25	PF250E158MTE
2.0	1000	10	200	1.0	F20	PF200D108MCDTE *
2.0	1800	10	360	1.0	F20	PF200D188MNRTE *
2.0	2400	10	480	1.0	F25	PF250D248MNRTE *

\* : Under development

## PERFORMANCE

NO	Test Item	Performance	Test Condition	
1	Operating Temperature	-55°C to +105°C		
2	Rated Voltage	2.0V, 2.5V		
3	Capacitance	900μF~2400μF		
4	Capacitance Tolerance	M: ±20%	at 120Hz	
5	DC Leakage Current	Refer Rating table	Applied Rating Voltage, 5min	
6	Dissipation Factor (DF)	Refer Rating table	at 120Hz	
7	ESR*	Refer Rating table	at 100kHz	
8	Surge Voltage	Capacitance Change: Within ±20% of initial specification. LC: Lower than initial specification. DF: Lower than 2 times initial specification. ESR: Lower than 2 times initial specification.	Applied 115% of Rating Voltage at 105°C 1000cycles	
9	Temperature Stability		Capacitance: same as No.3 LC: same as No.5 DF: same as No.6 ESR: same as No.7	
		at -55°C		at +105°C
	Capacitance Change	Within 0% to -20%		Within +50% to 0%
	LC	Lower than initial specification.		Lower than 10 times initial specification.
	tan δ	Lower than initial specification.	Lower than 1.5 times initial specification.	
	ESR	Lower than initial specification.	Lower than 1.5 times initial specification.	
10	Temperature Cycling	Capacitance Change: Within ±20% of initial specification. LC: Lower than initial specification. DF: Lower than 2 times initial specification. ESR: Lower than 2 times initial specification.	-55°C to 105°C Scycles	
11	Resistance to Soldering Heat	Capacitance Change: Within ±20% of initial specification. LC: Lower than initial specification. DF: Lower than 2 times initial specification. ESR: Lower than 2 times initial specification.	Reflow soldering 240°C, 10sec. Peak	
12	Damp Heat	Capacitance: Within +30% to -20% of initial specification. LC: Lower than initial specification. DF: Lower than 2 times initial specification. ESR: Lower than 2 times initial specification.	40°C, 90 to 95%RH Duration is 500hr	
13	Endurance	Capacitance Change: Within ±20% of initial specification. LC: Lower than initial specification. DF: Lower than 2 times initial specification. ESR: Lower than 2 times initial specification.	105°C, Applied Rating Voltage Duration is 1000hr	

\*ESR: Preliminary specification

# NEC/TOKIN NEC TOKIN Corporation

### 2nd Sales Unit

Chiyoda First Bldg., 8-1, Nishi-Kanda 3-chome, Chiyoda-ku, Tokyo 101-8362, Japan

### 1st Overseas Sales Dept.

Phone: 81-3-3515-9222 Fax: 81-3-3515-9223

### 2nd Overseas Sales Dept.

Phone: 81-3-3515-9224 Fax: 81-3-3515-9223

### 3rd Overseas Sales Dept.

Phone: 81-3-3515-9228 Fax: 81-3-3515-9223

### NEC TOKIN Korea Co., Ltd.

518, Korea City AIR-Terminal B/D, 159-6, Samsung-dong, Kangnam-gu, Seoul 135-728, Korea  
Phone: 82-2-551-3651 Fax: 82-2-551-3650

### NEC TOKIN America Inc.

#### (Headquarters & Western Area Sales)

2460 North First Street, Suite 220, San Jose, California 95131, U.S.A.  
Phone: 1-408-324-1790 Fax: 1-408-324-1497

#### Chicago Branch (Northeast Sales Office)

1600 Golf Road, Corporate Center-Suite 1228, Rolling Meadows, Illinois 60008 U.S.A.  
Phone: 1-847-981-5047 Fax: 1-847-981-5051

#### Austin Branch (Southeast Sales Office)

11782 Jollyville Road, Suite 208, Austin, Texas 78759, U.S.A.  
Phone: 1-512-219-4040 Fax: 1-512-219-4007

### NEC TOKIN Hong Kong Ltd.

Unit Nos. 1512-1517, Level 15, Tower II, Grand Central Plaza,  
138 Shatin Rural Committee Road, Shatin, New Territories, Hong Kong  
Phone: 852-2730-0028 Fax: 852-2375-2508

### For inquiry, Please call Sales Promotion Department(Japan)

Phone: 81-3-3515-9220 Fax: 81-3-3515-9223

### NEC TOKIN Shanghai Co., Ltd.

Room 301-302, Metro Plaza, No.555 Loushanguan Road, Changning District, Shanghai, China 200051  
Phone: 86-21-6228-0606 Fax: 86-21-6228-6862

### NEC TOKIN Singapore Pte Ltd.

180 Cecil Street, #14-02/03 Bangkok Bank Building, Singapore 069546  
Phone: 65-6223-7076 Fax: 65-6223-6093

### NEC TOKIN Taiwan Co., Ltd.

Room 411, No.9, Lane 3, Minsheng W.Road, Taipei 104, Taiwan  
Phone: 886-2-2521-3998 Fax: 886-2-2521-3993

### NEC TOKIN Europe GmbH

Hellersbergstrasse 14, D-41460 Neuss, Germany  
Phone: 49-2131-1866-0 Fax: 49-2131-1866-18

### Munich Office

Sigmund-Riefler-Bogen 8, D-81829 Muenchen, Germany  
Phone: 49-89-944-197-0 Fax: 49-89-944-197-10

### France Branch

9, Rue Paul Dauter, 78142 Velizy-Villacoublay, France  
Phone: 33-1-39-452011 Fax: 33-1-39-451209

### Sweden Representative Office

Solkraftsvaegen 25, 13570 Stockholm, Sweden  
Phone: 46-8-712-91-05 Fax: 46-8-712-91-10

© 2009 NEC TOKIN Corporation

### Technical support

### NEC TOKIN Global Marketing Division(Japan)

Phone: 81-3-3515-9264 Fax: 81-3-3515-9263

### Precautions



- The names of the products and the specifications in this catalog are subject to change without notice for the sake of improvement. The manufacturer also reserves the right to discontinue any of these products. At the time of delivery, please ask for specification sheets to check the contents in order to use the products properly and safely.
- Descriptions in this catalog regarding product characteristics and quality are based solely on discrete components. When using these components, be sure to check the specifications with the component in question mounted on the products.
- The manufacturer's warranty will not cover any disadvantage or damage caused by improper use of the products that deviates from the characteristics, specifications, or conditions for use described in this catalog.
- The products in this catalog are intended for use in ordinary electronic products. If any of these products are to be used in special applications requiring extremely high reliability, such as in aviation equipment and nuclear power controllers where product defects might pose a safety risk, please consult your NEC TOKIN sales representatives.
- Though the manufacturer has taken all possible precautions to ensure the quality and reliability of its products, improper use of products may result in bodily injury, fire, or similar accident. If you have any questions regarding the use of the products in question, please consult your NEC TOKIN sales representatives.
- Please be advised that the manufacturer accepts no responsibility for any infringement by users of the manufacturer's products on third party patents or industrial copyrights. The manufacturer is responsible only when such infringements are attributable to the structural design of the product and its manufacturing process.
- Export Control
- For customers outside Japan  
NEC TOKIN products should not be used or sold for use in the development, production, stockpiling or utilization of any conventional weapons or mass-destructive weapons(nuclear weapons, chemical or biological weapons, or missiles), or any other weapons.
- For customers in Japan  
For products which are controlled items subject to the, "Foreign Exchange and Foreign Trade Law" of Japan, the export license specified by the law is required for export.
- This catalog is current as of October 2009.

<http://www.nec-tokin.com>



- All specifications in this catalog and production status of products are subject to change without notice. Prior to the purchase, please contact NEC TOKIN for updated product data.
- Please request for a specification sheet for detailed product data prior to the purchase.
- Before using the product in this catalog, please read "Precautions" and other safety precautions listed in the printed version catalog.