

AS3691

4 Precision 400mA Current Sources for RGB and Single Color Leds

1 General Description

The AS3691 features four high precision current sources for driving up to four LED strings (RGB or single color leds). Each of the four currents sources can be controlled independently by PWM inputs. The full scale current value is set by external resistors.

- Very wide output voltage current source voltage compliance
 - Down to 0.41V
 - Up to 15V²⁾
- Integrated overtemperature protection
- Separate sense pads (Rfb1-Rfb4) for easy and precise PCB Layout
- Package
 - DIE
 - QFN24 4x4mm

2 Key Features

- 4 x 400mA constant current outputs
- Programmable with external resistors
- 4 independent PWM inputs
- Absolute current accuracy +/-0.5%
- Automatic Supply Regulation¹⁾ to reduce power dissipation

²⁾ 15V is sufficient for most applications as the AS3691 dose not switch off the LED current completely

¹⁾Patent Pending

3 Applications

- General Lighting
- Backlighting
- RGB Backlighting for LCD TV/Monitors with White Color Balancing

4 Application Diagrams

Figure 1 – Application Diagram of AS3691 for Single Color Lighting (Single Module shown)

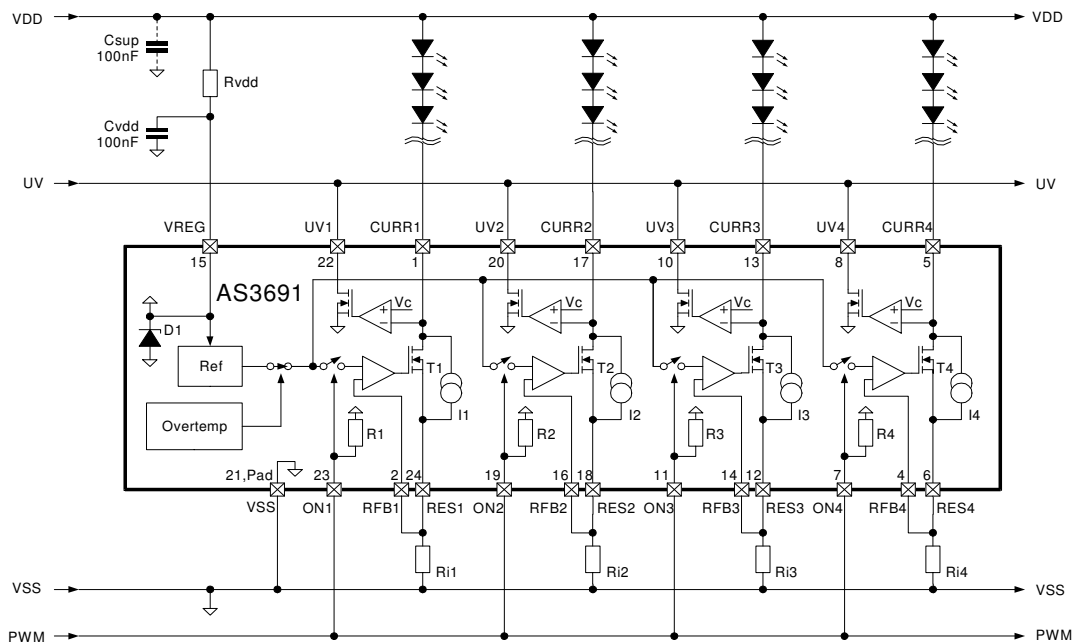


Figure 2 – Application Diagram of AS3691 for RGB Lighting (single Module shown)

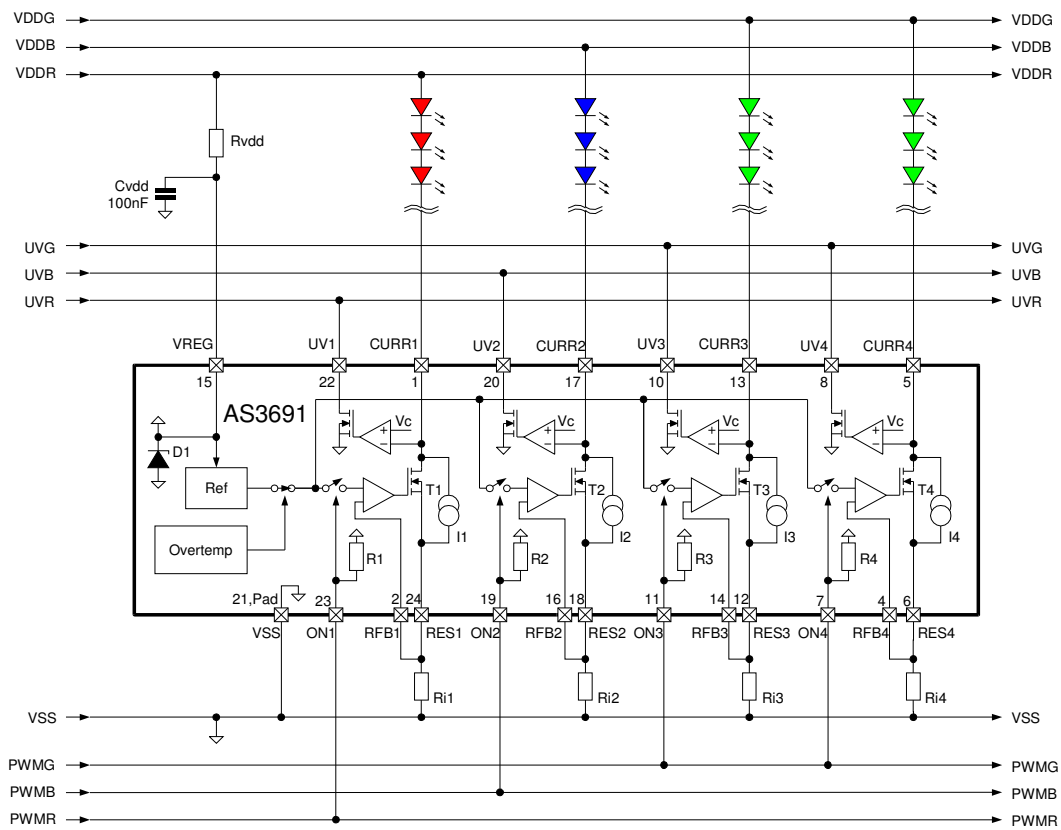
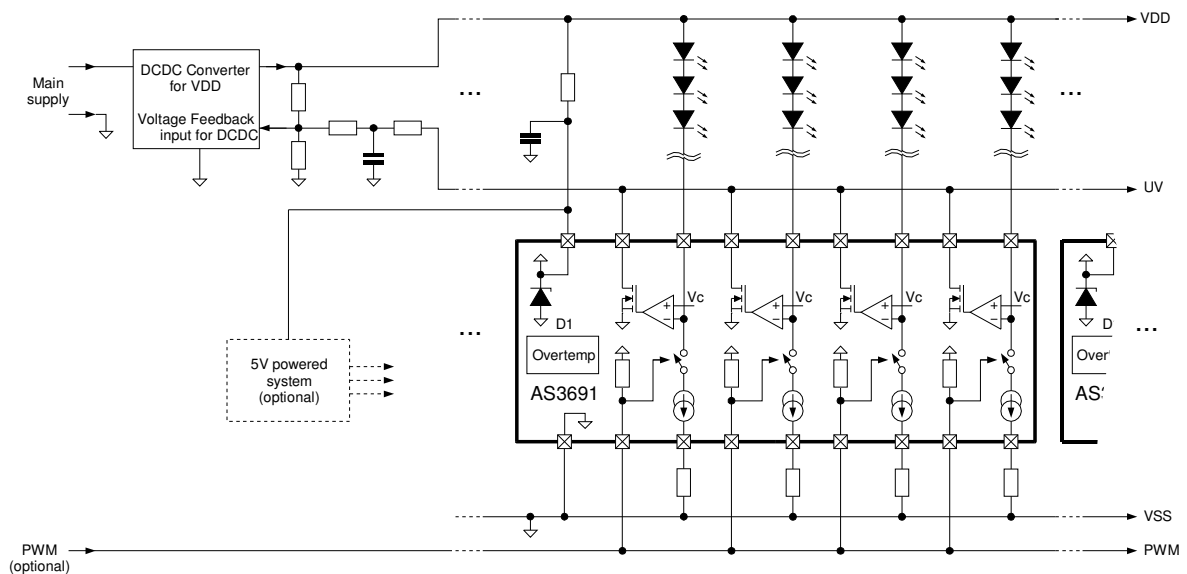


Figure 3 – Complete AS3691 Application using White LEDs



Copyright

Copyright © 1997-2005, austriamicrosystems AG, Schloss Premstaetten, 8141 Unterpremstaetten, Austria-Europe. Trademarks Registered ®. All rights reserved. The material herein may not be reproduced, adapted, merged, translated, stored, or used without the prior written consent of the copyright owner.

All products and companies mentioned are trademarks of their respective companies.

Disclaimer

Devices sold by austriamicrosystems AG are covered by the warranty and patent identification provisions appearing in its Term of Sale. austriamicrosystems AG makes no warranty, express, statutory, implied, or by description regarding the information set forth herein or regarding the freedom of the described devices from patent infringement. austriamicrosystems AG reserves the right to change specifications and prices at any time and without notice. Therefore, prior to designing this product into a system, it is necessary to check with austriamicrosystems AG for current information. This product is intended for use in normal commercial applications. Applications requiring extended temperature range, unusual environmental requirements, or high reliability applications, such as military, medical life-support or life-sustaining equipment are specifically not recommended without additional processing by austriamicrosystems AG for each application.

The information furnished here by austriamicrosystems AG is believed to be correct and accurate. However, austriamicrosystems AG shall not be liable to recipient or any third party for any damages, including but not limited to personal injury, property damage, loss of profits, loss of use, interruption of business or indirect, special, incidental or consequential damages, of any kind, in connection with or arising out of the furnishing, performance or use of the technical data herein. No obligation or liability to recipient or any third party shall arise or flow out of austriamicrosystems AG rendering of technical or other services.

Contact Information

Headquarters:

austriamicrosystems AG
Business Unit Communications
A 8141 Schloss Premstätten, Austria
T. +43 (0) 3136 500 0
F. +43 (0) 3136 5692
info@austriamicrosystems.com

For Sales Offices, Distributors and Representatives, please visit:

www.austriamicrosystems.com

austriamicrosystems – a leap ahead