


TACT Switch™ 6.6mm Square(Snap-in Type)

SKQJ Series

www.DataSheet4U.com



Dust proof with sharp operational feel suitable for general purpose.



Detector

Push

Slide

Rotary

Encoders

Power

Dual-in-line
Package Type

TACT Switch™

Custom-
Products

Sharp
Feeling

Soft
Feeling

Snap-in
Type

Surface
Mount Type

Radial
Type

Product Line

Vertical Type


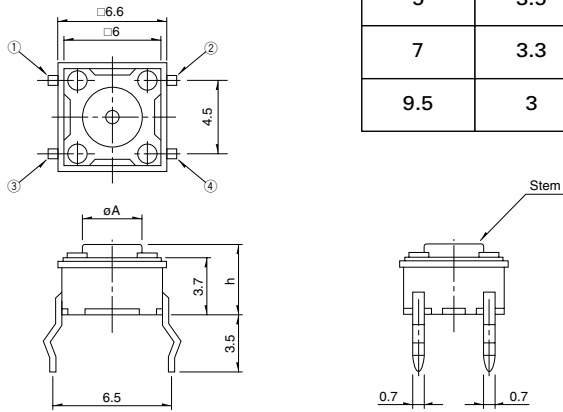
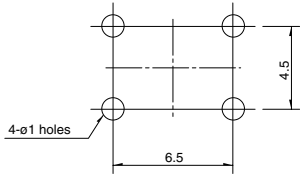

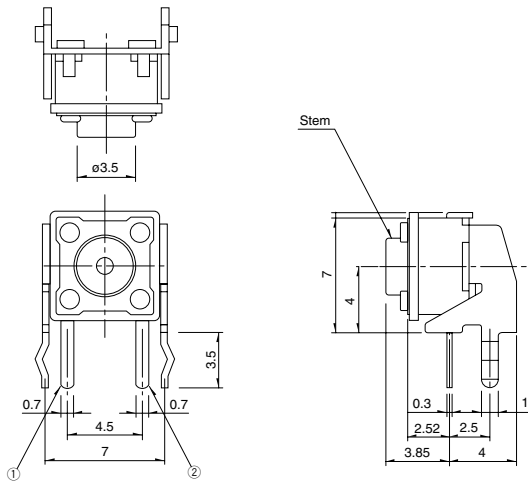
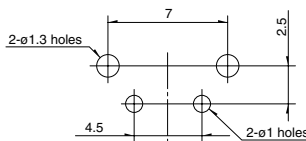
Product No.	Operating force	Operating direction	Travel (mm)	Rating (max.)	Rating (min.)	Operating life (5mA 5V DC)	Initial contact resistance	Stem color	Stem height	Minimum order unit(pcs.)	Drawing No.
SKQJAAA010	0.98N	Vertical	0.25	50mA 12V DC	10μ A 1V DC	1,000,000cycles	100m max.	Black	h=5mm	1,000	1
SKQJABA010	1.57N					500,000cycles		Dark gray			
SKQJADA010	0.98N					1,000,000cycles		Black	h=7mm		
SKQJAEA010	1.57N					500,000cycles		Dark gray			
SKQJAJA010	0.98N					200,000cycles		Black	h=9.5mm		
SKQJAKA010	1.57N							Dark gray			

Horizontal Type

Product No.	Operating force	Operating direction	Travel (mm)	Rating (max.)	Rating (min.)	Operating life (5mA 5V DC)	Initial contact resistance	Stem color	Minimum order unit(pcs.)	Drawing No.
SKQJLAA010	0.98N	Horizontal	0.25	50mA 12V DC	10μ A 1V DC	1,000,000 cycles	100m max.	Black	1,000	2
SKQJLBA010	1.57N					500,000cycles		Dark gray		

Dimensions

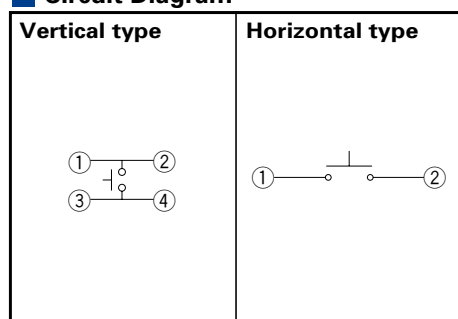
Unit:mm

No.	Photo	Style	PC board mounting hole dimensions (Viewed from switch mounting face)								
1		<p>Vertical type</p>  <table border="1" data-bbox="871 360 1099 573"> <thead> <tr> <th>h</th> <th>A</th> </tr> </thead> <tbody> <tr> <td>5</td> <td>3.5</td> </tr> <tr> <td>7</td> <td>3.3</td> </tr> <tr> <td>9.5</td> <td>3</td> </tr> </tbody> </table>	h	A	5	3.5	7	3.3	9.5	3	
h	A										
5	3.5										
7	3.3										
9.5	3										
2		<p>Horizontal type</p> 									

Note












Please use 1.6mm thick PC boards.

Circuit Diagram



List of Varieties

Sharp Feeling Type

Series	SKHR	SKHL	SKHH	SKHW	SKRD	SKQJ	SKHL	SKHH	SKQJ	SKHJ	SKQB	
Photo												
Type	Snap-in											
Features				Dust-proof type	Horizontal type	Horizontal type			With LED	Water-proof		
Operating direction	Vertical											
	Horizontal											
Dimensions (mm)	W	4.5	6	6		6.2	6.6	7.3	7.5		8	10
	D		3.5			7.15		7.22	7.85			
	H	3.8	4.3		7.4	5	4.3	7.4	7.3	8.5	5	
Operation force coverage	1N	↕	↕	↕	↕	↕	↕	↕	↕	↕	↕	
	5N		↕									
Ground terminal												
Operating temperature range	-20 to +70 SKHJ/HL(Vertical Type) /QJ											
	-30 to +85											
Electrical performance	Insulation resistance	100M min. 100V DC										
	Voltage proof	250V AC for 1min.										
Durability	Vibration	10 to 55 to 10Hz/min., the amplitude is 1.5mm for all the frequencies, in the 3 direction of X, Y and Z for 2hours respectively										
	Lifetime	Shall be in accordance with individual specifications.										
Environmental performance	Cold	-30 ± 2 for 96h										
	Dry heat	80 ± 2 for 96h										
	Damp heat	60 ± 2 , 90 to 95%RH for 96h										
Page	252	253	255	259	260	261	253	255	261	263	265	

W : Width. The most outer dimension excluding terminal portion.
 D : Depth. The most outer dimension excluding terminal portion.
 H : Height. The minimum dimension if there are variances.

TACT Switch™ Soldering Conditions306
 TACT Switch™ Cautions307
 Product Line of Knob for TACT Switch™308

Note

The automotive operating temperature range to be individually discussed upon request.

- Detector
- Push
- Slide
- Rotary
- Encoders
- Power
- Dual-in-line Package Type
- TACT Switch™
- Custom-Products

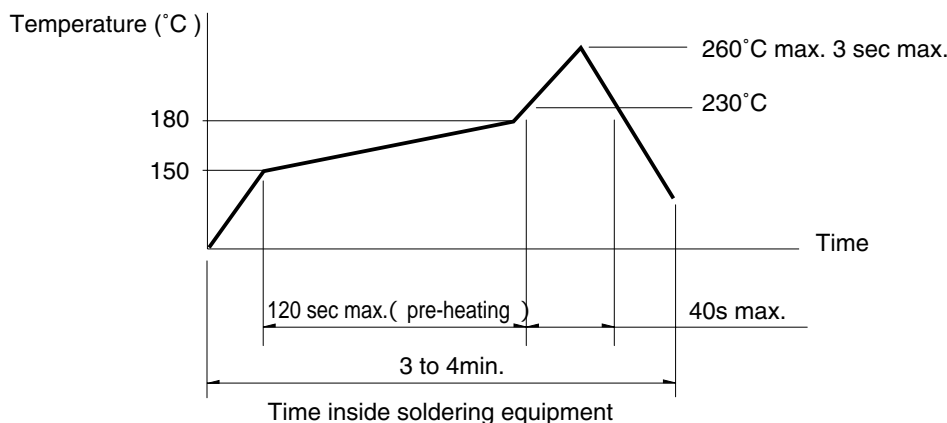
- Sharp Feeling
- Soft Feeling
- Snap-in Type
- Surface Mount Type
- Radial Type

Soldering Conditions

Condition for Reflow

Available for Surface Mount Type.

1. Heating method: Double heating method with infrared heater.
2. Temperature measurement: Thermocouple 0.1 to 0.2 CA(K) or CC(T) at solder joints(copper foil surface). A heat resistive tape should be used to fix thermocouple.
3. Temperature profile



Note

1. The above temperature shall be measured on the mounting surface of a PC board. There are cases where the PC board's temperature greatly differs from that of the switch, depending on the material, size, thickness of PC boards and others. The above-stated conditions shall also apply to switch surface temperatures.
2. Soldering conditions differ depending on reflow soldering machines. Prior verification of soldering condition is highly recommended.

Conditions for Auto-dip

Available for Snap-in Type and Radial Type
(Except SKHJ, SKHL, SKQJ, SKQK, SKEG series)

Items	Condition
Flux built-up	Mounting surface should not be exposed to flux
Preheating temperature	Ambient temperature of the soldered surface of PC board. 100 max.
Preheating time	60s max.
Soldering temperature	260 max.
Duration of immersion	5s max.
Number of soldering	2times max.

Manual Soldering (Except SKRT Series)

Items	Condition
Soldering temperature	350 max.
Duration of soldering	3s max.
Capacity of soldering iron	60W max.

Notes

1. Consult with us for availability of TACT Switch™ washing.
2. Prevent flux penetration from the top side of the TACT Switch™.
3. Switch terminals and a PC board should not be coated with flux prior to soldering.
4. The second soldering should be done after the switch is stable with normal temperature.
5. Use the flux with a specific gravity of min 0.81.
(EC-19S-8 by TAMURA Corporation, or equivalents.)

Detector
Push
Slide
Rotary
Encoders
Power
Dual-in-line Package Type
TACT Switch™
Custom-Products

Sharp Feeling
Soft Feeling
Snap-in Type
Surface Mount Type
Radial Type