

PLEASE CHECK WWW.MOLEX.COM FOR LATEST PART INFORMATION

Part Number: [0757570241](#)
Status: **Active**
Overview: mx150 unshrouded breakaway header
Description: 3.50mm (.138") Pitch, MX150™ Header, Breakaway, Vertical, 4 Circuits, 1.25µm (50µ") Nickel (Ni) Overall, 2.50µm (100µ") Minimum Select Matte Tin (Sn) Plating on Tail, 0.05µm Minimum Select Gold (Au) Contact Area, 11.20mm (.440") Mating Pin Length, 3.05m (.120") PC Tail Length

Documents:

Drawing (PDF)	Packaging Specification (PDF)
Application Specification (PDF)	Product Specification PS-75757-000 (PDF)
3D Model	RoHS Certificate of Compliance (PDF)

General

Product Family	PCB Headers
Series	75757
Application	Wire-to-Board
Overview	mx150 unshrouded breakaway header
Product Name	MX150™

Physical

Breakaway	Yes
Circuits (Loaded)	4
Circuits (maximum)	4
Circuits Detail	4
Color - Resin	Black
Durability (mating cycles max)	25
First Mate / Last Break	No
Glow-Wire Compliant	No
Guide to Mating Part	No
Keying to Mating Part	None
Lock to Mating Part	None
Material - Metal	Brass
Material - Plating Mating	Gold
Material - Plating Termination	Tin
Material - Resin	High Temperature Thermoplastic
Number of Rows	1
Orientation	Vertical
PC Tail Length (in)	0.120 In
PC Tail Length (mm)	3.05 mm
PCB Locator	No
PCB Retention	None
PCB Thickness Recommended (in)	0.062 In
PCB Thickness Recommended (mm)	1.57 mm
Packaging Type	Tube
Pitch - Mating Interface (in)	0.138 In
Pitch - Mating Interface (mm)	3.50 mm
Pitch - Term. Interface (in)	0.138 In
Pitch - Term. Interface (mm)	3.50 mm
Plating min: Mating (µin)	2
Plating min: Mating (µm)	0.05
Polarized to Mating Part	No
Polarized to PCB	No
Shrouded	No
Surface Mount Compatible (SMC)	Yes
Temperature Range - Operating	-40°C to +125°C

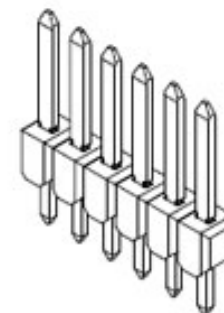


image - Reference only

Series

EU RoHS

**ELV and RoHS
Compliant**
**REACH SVHC
Not Reviewed**
**Halogen-Free
Status
Not Reviewed**

China RoHS



**Need more information on product
environmental compliance?**

Email productcompliance@molex.com
 For a multiple part number RoHS Certificate of Compliance, [click here](#)

Please visit the [Contact Us](#) section for any non-product compliance questions.

Search Parts in this Series

[75757Series](#)

Mates With

[33471](#) Single Row MX150™ Receptacles.
[33472](#) Dual Row MX150™ Receptacles

Termination Interface: Style

Through Hole

Electrical

Current - Maximum per Contact

16A

Voltage - Maximum

500V DC

Material Info

Reference - Drawing Numbers

Application Specification

AS-75757-104

Packaging Specification

PK-75757-007

Product Specification

PS-75757-000

Sales Drawing

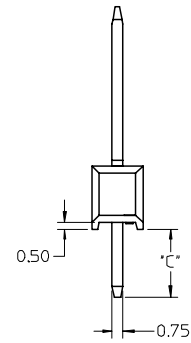
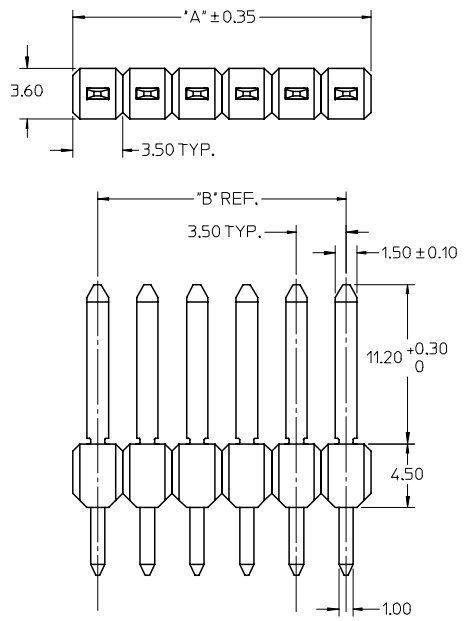
SD-75757-010

Test Summary

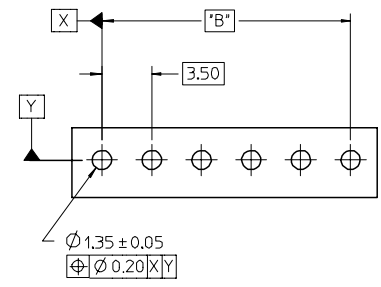
TS-75757-001

This document was generated on 05/31/2010

PLEASE CHECK WWW.MOLEX.COM FOR LATEST PART INFORMATION



- NOTES:
1. TERMINAL MAT'L: ALLOY C26000, CARTRIDGE BRASS
 2. WAFER MAT'L: 30% GLASS FILLED LCP, 94V-0, COLOR BLACK.
 3. TERMINAL PLATING:
 - OPTION 4 - 1.54µm MIN MATTE TIN OVERALL OVER 1.254µm NICKEL OVERALL
 - OPTION 1 - 2.54µm MIN MATTE TIN OVERALL OVER 1.254µm NICKEL OVERALL
 - OPTION 2 - 1.254µm NICKEL OVERALL 2.54µm MIN SELECT MATTE TIN PC TAIL AREA 0.054µm MIN SELECT GOLD CONTACT AREA
 - OPTION 3 - 1.254µm NICKEL OVERALL 2.54µm MIN SELECT MATTE TIN PC TAIL AREA 0.754µm SELECT GOLD CONTACT AREA
 4. HEADER ASSEMBLIES ARE TUBE PACKAGED PER PK-75757-9910.
 5. COMPLIES WITH USCAR 1.5mm TERMINAL BLADE SPECIFICATION.



RECOMMENDED PCB LAYOUT

CKT SIZE	PLATING OPTION	MATERIAL NUMBER	*A* DIM	*B* DIM	*C* DIM	MATERIAL NUMBER	*A* DIM	*B* DIM	*C* DIM
1 x 2	1	75757-0121	7	3.5	3.05	75757-0122	7	3.5	
	2	75757-0221				75757-0222			
	3	75757-0321				75757-0322			
	4	75757-0421				75757-0422			
1 x 3	1	75757-0131	10.5	7.00	3.05	75757-0132	10.5	7.00	
	2	75757-0231				75757-0232			
	3	75757-0331				75757-0332			
	4	75757-0431				75757-0432			
1 x 4	1	75757-0141	14.0	10.50	3.05	75757-0142	14.0	10.50	4.75
	2	75757-0241				75757-0242			
	3	75757-0341				75757-0342			
	4	75757-0441				75757-0442			
1 x 5	1	75757-0151	17.5	14.00	3.05	75757-0152	17.5	14.00	
	2	75757-0251				75757-0252			
	3	75757-0351				75757-0352			
	4	75757-0451				75757-0452			
1 x 6	1	75757-0161	21.0	17.50	3.05	75757-0162	21.0	17.50	
	2	75757-0261				75757-0262			
	3	75757-0361				75757-0362			
	4	75757-0461				75757-0462			

REMOVED 1X2 PINS EC NO: UICP2008-0959 DRAWN/DROSICA 2007/10/25 CHKD: 2007/10/25 APPR: JCOMERC.L 2007/10/25	QUALITY SYMBOLS =0 =0	GENERAL TOLERANCES (UNLESS SPECIFIED)		DIMENSION STYLE MM ONLY		SCALE 4:1	DESIGN UNITS METRIC	THIRD ANGLE PROJECTION	
		mm	INCH	DRAWN BY TMCCLELL		DATE 1/24/06	TITLE MX150 SINGLE ROW BREAK-AWAY VERTICAL HEADER ASSEMBLY		
		4 PLACES ± ---	± ---	CHECKED BY TMCCLELL		DATE 1/24/06	MATERIAL NO. BANAKIS		
		3 PLACES ± ---	± ---	APPROVED BY BANAKIS		DATE 1/24/06	DOCUMENT NO. SD-75757-010		
2 PLACES ± 0.13	± ---	ANGULAR ± 1/2°		MATERIAL NO. BANAKIS		DOCUMENT NO. SD-75757-010		SHEET NO. 1 OF 1	
1 PLACE ± 0.25	± ---	DRAFT WHERE APPLICABLE MUST REMAIN WITHIN DIMENSIONS		SEE CHART		THIS DRAWING CONTAINS INFORMATION THAT IS PROPRIETARY TO MOLEX INCORPORATED AND SHOULD NOT BE USED WITHOUT WRITTEN PERMISSION			