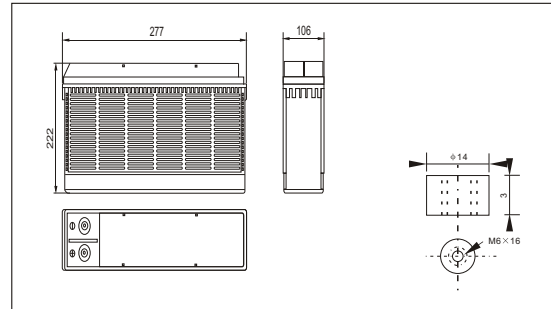




# SWF12550(12V55AH)



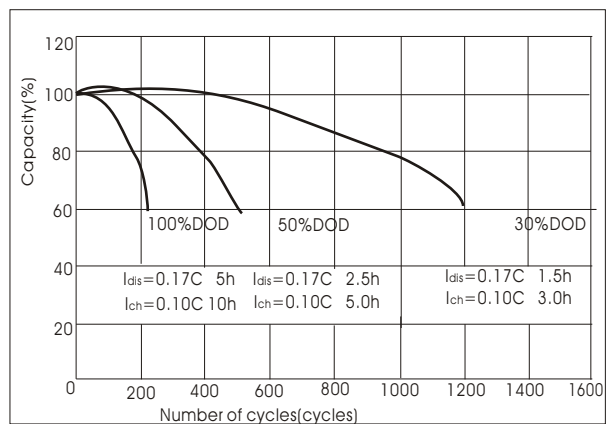
### Outer dimensions (mm)



### Specifications

Nominal Voltage		12V
Rated capacity (10 hour rate)		55Ah
Dimensions	Total Height	222 mm (8.74 inches)
	Height	222 mm (8.74 inches)
	Length	277 mm (10.9 inches)
	Width	106 mm (4.17 inches)
Weight Approx		17.5 Kg (38.7 lbs)

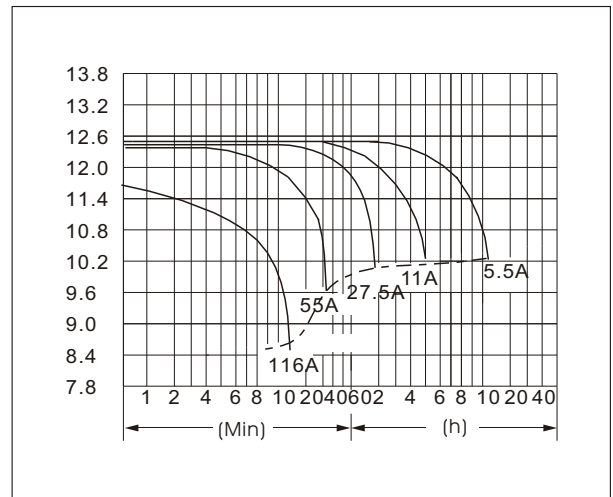
### Curves of cycle life(25°C)



### Characteristics

Capacity 25°C(77°F)	10 hour rate(5.5 A)	55 AH
	5 hour rate(8.8 A)	44AH
	1 hour rate(33 A)	33 AH
	1.5 hour discharge to 10.5V	22 A
Internal Resistance	Full charged Battery at 25°C(77°F)	6 mΩ
Capacity affected by Temperature (10hour rate)	40°C(104°F)	102%
	25°C(77°F)	100%
	0°C(32°F)	85%
	-15°C(5°F)	65%
Self-Discharge at 25°C(77°F)	Capacity after 3 month storage	91%
	Capacity after 6 month storage	82%
	Capacity after 12 month storage	64%
Terminal	T16	
Charge (constant Voltage)	Cycle	Initial Charging Current less than 22A Voltage 14.10-14.40V
	Float	Voltage 13.50-13.80V

### Discharge Curves 25°C(77°F)



Constant Current(Amp) and Constant Power(Watt) Discharge Table at 25°C(77°F)

Time		5min	10min	15min	30min	1h	2h	3h	4h	5h	8h	10h	20h
9.60V	A	176	116	94	62.7	33.0	19.3	14.1	11.0	9.1	6.44	5.78	3.12
	w	1818	1239	1003	674	356	211	157	124	103	74	67	36.3
10.20V	A	171	105	88	60.0	31.0	18.4	13.8	10.7	8.9	6.27	5.67	3.03
	w	1822	1169	986	673	351	212	159	125	104	73	67	35.5
10.50V	A	165	94	77	56.1	30.0	17.9	13.4	10.6	8.8	6.22	5.56	3.03
	w	1802	1066	879	646	348	208	156	124	103	73	66	35.8
10.80V	A	159	88	72	51.7	29.0	17.5	13.1	10.4	8.6	6.05	5.50	2.97
	w	1785	1018	825	599	338	205	154	123	101	72	65	35.4
11.10V	A	154	83	66	46.2	28.1	17.1	12.7	10.1	8.4	5.89	5.23	2.81
	w	1743	958	770	541	330	202	150	121	100	70	63.1	34.0