

SMD Power Inductor CDH20D14



Halogen Free



Description

- Ferrite drum core construction.
- Magnetically Unshielded.
- L × W × H: 2.2 × 2.2 × 1.5 mm Max.
- Product weight: 16.3mg(Ref.)
- Moisture Sensitivity Level: 1
- RoHS compliance.
- Halogen Free available.

Environmental Data

- Operating temperature range: -40°C~+105°C (including coil's self temperature rise)
- Storage temperature range: -40°C~+105°C
- Solder reflow temperature: 260 °C peak.

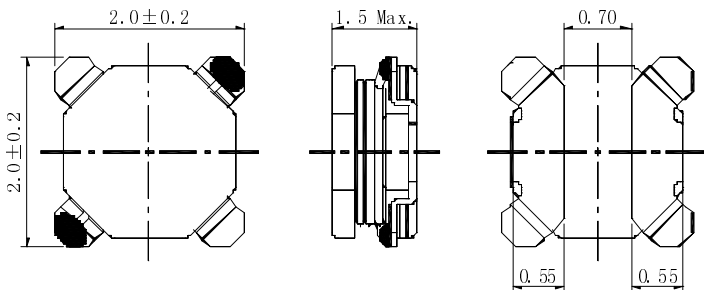
Packaging

- Carrier tape and reel packaging

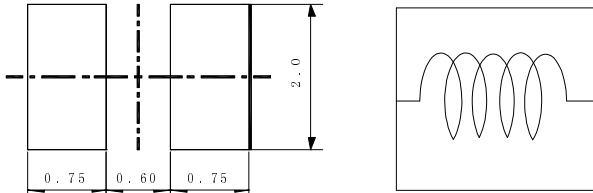
Applications

- Ideally used in smart phone and other portable devices.

Dimension - [mm]



Land pattern and Schematics - [mm]




Electrical Characteristics

Part name	Stamp	Inductance [μ H] 1MHz	D.C.R.(m Ω)[Max.] (at 20°C)	Saturation current (A) ※1 (at20°C)	Temperature rise current (A) ※2
CDH20D14HF-R33NC	A	0.33 ± 30%	47 (37)	2.36 (2.95)	2.14
CDH20D14HF-R42NC	B	0.42 ± 30%	55 (43)	2.19 (2.74)	1.92
CDH20D14HF-R68NC	C	0.68 ± 30%	68 (54)	1.92 (2.40)	1.65
CDH20D14HF-R82NC	D	0.82 ± 30%	87 (69)	1.72 (2.15)	1.43
CDH20D14HF-1R0NC	E	1.0 ± 30%	101 (80)	1.53 (1.92)	1.38
CDH20D14HF-1R5NC	F	1.5 ± 30%	143 (113)	1.19 (1.49)	1.06
CDH20D14HF-2R2MC	G	2.2 ± 20%	194 (155)	1.08 (1.35)	0.90
CDH20D14HF-3R3MC	J	3.3 ± 20%	247 (197)	0.91 (1.14)	0.78
CDH20D14HF-4R7MC	K	4.7 ± 20%	368 (293)	0.74 (0.93)	0.64
CDH20D14HF-6R8MC	L	6.8 ± 20%	534 (426)	0.61 (0.76)	0.49
CDH20D14HF-8R2MC	P	8.2 ± 20%	607 (485)	0.58 (0.73)	0.47
CDH20D14HF-100MC	Q	10 ± 20%	691 (552)	0.51 (0.64)	0.45

※1. Saturation current: The value of D.C. current when the inductance decreases to 70% of its nominal value.

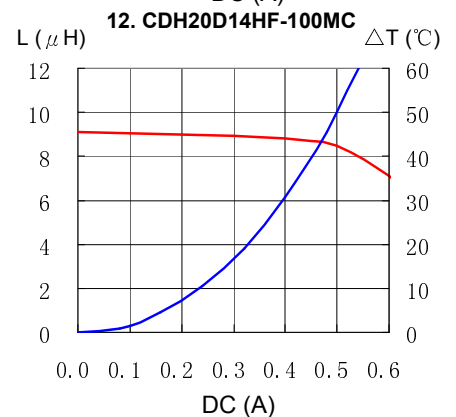
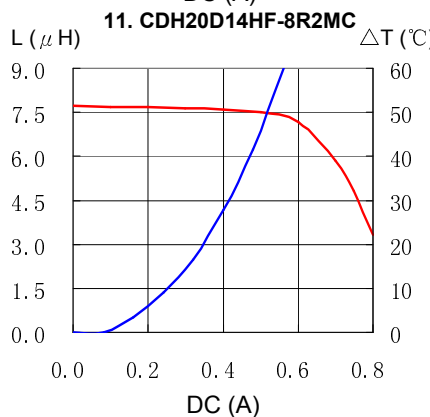
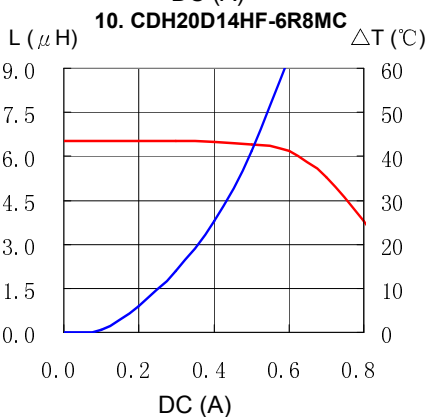
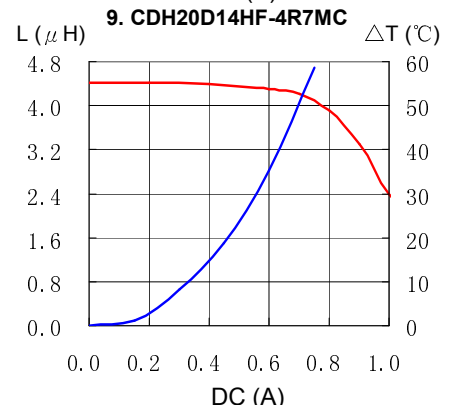
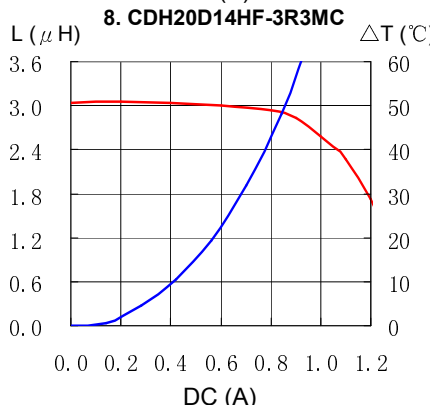
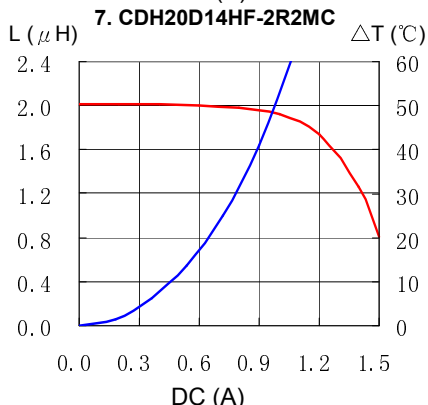
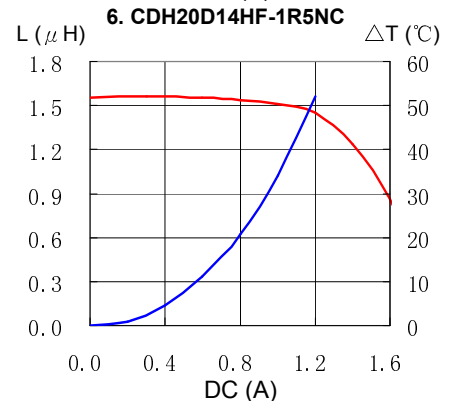
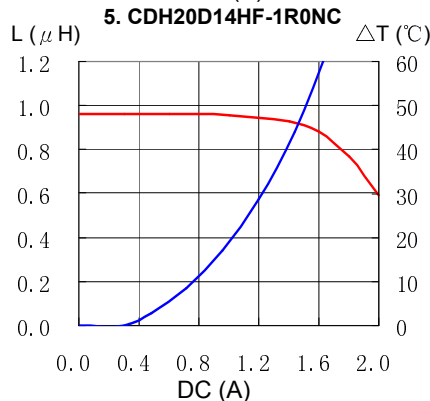
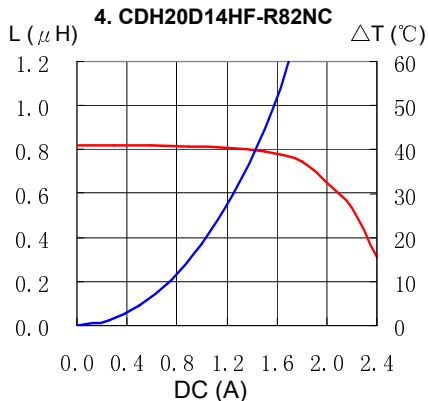
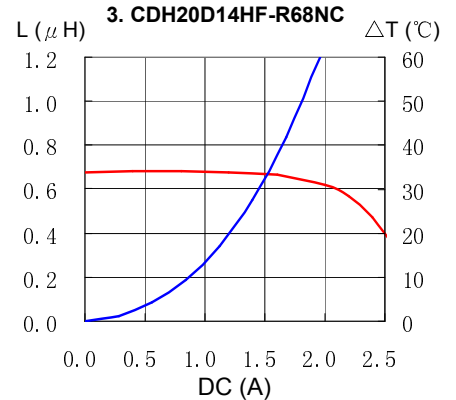
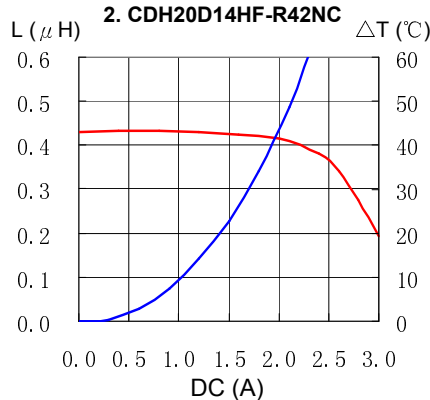
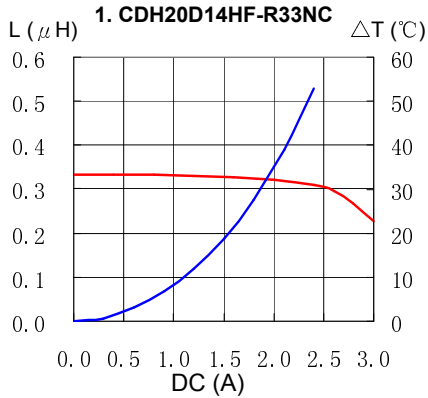
※2. Temperature rise current: The value of D.C. current when the temperature rise is $\Delta t = 40^\circ\text{C}$ ($T_a = 20^\circ\text{C}$).

SMD Power Inductor CDH20D14



Saturation Current & Temperature Rise Graph

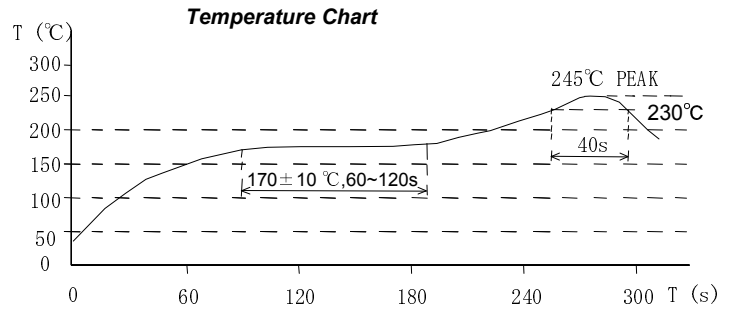
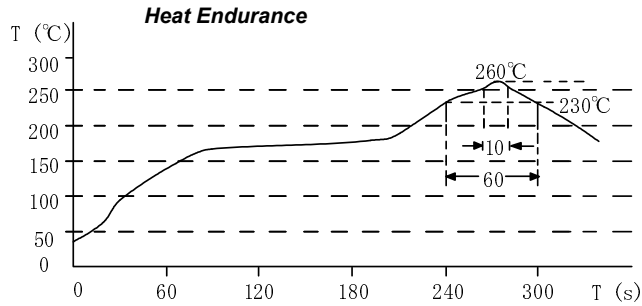
— L (20°C) — ΔT



SMD Power Inductor CDH20D14



Solder Reflow Condition



Please refer to the sales offices on our website - <http://www.sumida.com>

Hong Kong

Tel.+852-2880-6688
FAX.+852-2565-9600
sales@hk.sumida.com

Tokyo

Tel.+81-3-5202-7112
FAX.+81-3-5202-7105
sales@jp.sumida.com

Chicago

Tel.+1-847-545-6700
FAX. +1-847-545-6720
sales@us.sumida.com

Shanghai

Tel.+86-021-5836-3299
FAX.+86-021-5836-3266
shanghai.sales@cn.sumida.com

Seoul

Tel.+82-2-6237-0777
FAX.+82-2-6237-0778
sales@kr.sumida.com

Oberzell

Tel.+49-8591-937-0
FAX. +49-8591-937-103
contact@sumida-eu.com

Shenzhen

Tel.+86-755-8291-0228
FAX.+86-755-8291-0338
shenzhen.sales@cn.sumida.com

Singapore

Tel.+65-6296-3388
FAX.+65-6296-3390
sales@sg.sumida.com

Neumarkt

Tel.+49-9181-4509-110
FAX. +49-9181-4509-310
infocomp@eu.sumida.com

Taipei

Tel.+886-2-8751-2737
FAX.+886-2-8751-2738
sales@tw.sumida.com

San Jose

Tel.+1-408-3219660
FAX.+1-408-321-9308
sales@us.sumida.com