

**PLEASE CHECK WWW.MOLEX.COM FOR LATEST PART INFORMATION**

**Part Number:** **0749790904**  
**Status:** **Active**  
**Overview:** vhdm\_hsd  
**Description:** 2.00mm (.079") Pitch 6-Row VHDM-HSD™ Backplane Header, Open Module, 36 Circuits, Gold (Au) Selective 0.76µm (30µ"), Pin Length 5.15mm (.203")

**Documents:**

[Drawing \(PDF\)](#) [RoHS Certificate of Compliance \(PDF\)](#)  
[Product Specification PS-74031-999 \(PDF\)](#)

**General**

Product Family	Backplane Connectors
Series	74979
Application	Backplane
Application Tooling Documents	<a href="http://www.molex.com/pdm_docs/ats/TM-622010999.pdf">Tooling Manual</a>
Comments	Open Header
Component Type	PCB Header
Overview	vhdm_hsd
Product Name	VHDM-HSD™
Style	N/A

**Physical**

Circuits (Loaded)	36
Circuits (maximum)	36
Color - Resin	Black
Durability (mating cycles max)	200
First Mate / Last Break	No
Guide to Mating Part	No
Keying to Mating Part	None
Material - Metal	Copper-Nickel-Silicon, High Performance Alloy (HPA)
Material - Plating Mating	Gold
Material - Plating Termination	Tin-Lead
Material - Resin	High Temperature Thermoplastic
Number of Columns	9
Number of Pairs	Open Pin Field
Number of Rows	6
Orientation	Vertical
PCB Retention	None
PCB Thickness Recommended (in)	0.070 In
PCB Thickness Recommended (mm)	1.80 mm
Packaging Type	Tube
Pitch - Mating Interface (in)	0.079 In
Pitch - Mating Interface (mm)	2.00 mm
Plating min: Mating (µin)	30
Plating min: Mating (µm)	0.75
Plating min: Termination (µin)	30
Plating min: Termination (µm)	0.75
Polarized to PCB	Yes
Stackable	Yes
Surface Mount Compatible (SMC)	Yes
Temperature Range - Operating	-55°C to +105°C
Termination Interface: Style	Through Hole - Compliant Pin

**Electrical**

Current - Maximum per Contact 1A

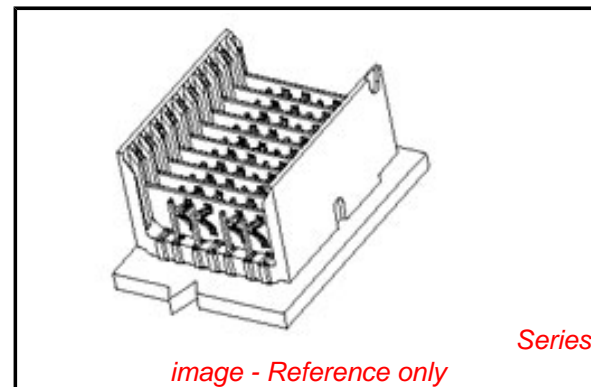


image - Reference only

**EU RoHS**

**RoHS Compliant by Exemption**

**REACH SVHC**

Not Reviewed

**Halogen-Free**

Status

**Not Reviewed**

**China RoHS**



Pb

**Need more information on product environmental compliance?**

Email [productcompliance@molex.com](mailto:productcompliance@molex.com)  
 For a multiple part number RoHS Certificate of Compliance, [click here](#)

Please visit the [Contact Us](#) section for any non-product compliance questions.

**Search Parts in this Series**

74979Series

**Mates With**

74880 VHDMHSD Daughtercard. [74886](#)  
 VHDMHSD Hybrid Daughtercard

**Application Tooling | FAQ**

*Tooling specifications and manuals are found by selecting the products below. Crimp Height Specifications are then contained in the Application Tooling Specification document.*

**Global**

Description	Product #
VHDM® Signal Pin	<a href="#">0622015700</a>
Insertor Repair Tool	

Data Rate	5.0 Gbps
Real Signals (per 25mm)	48
Voltage - Maximum	120V AC (RMS)/DC

### **Material Info**

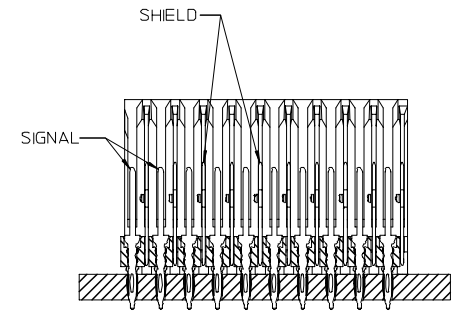
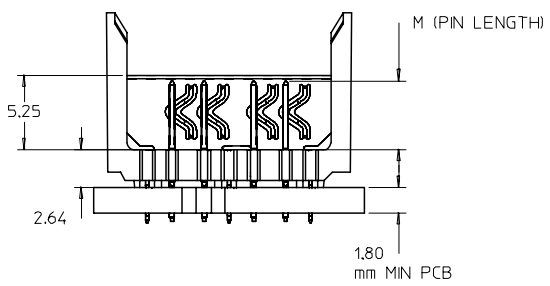
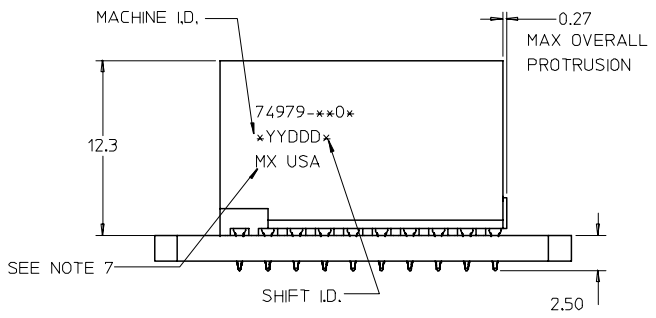
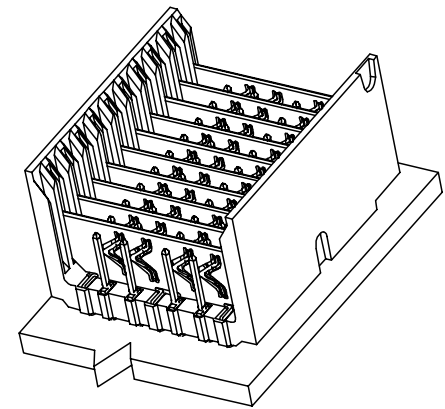
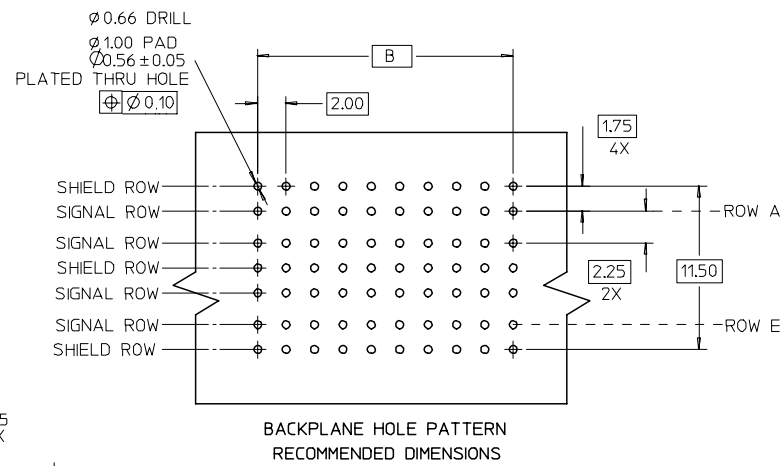
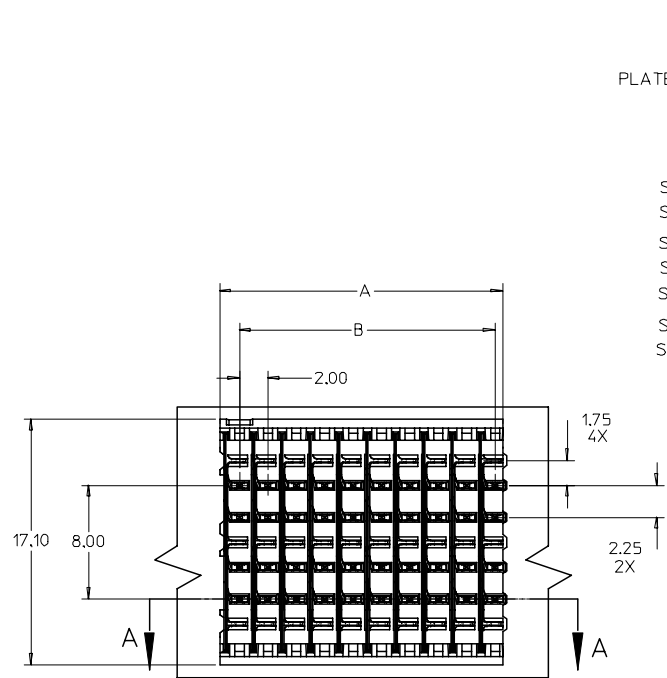
### **Reference - Drawing Numbers**

Product Specification	PS-74031-999
Sales Drawing	SD-74979-010

VHDM-HSD is a trademark of Amphenol Corporation

This document was generated on 05/28/2010

**PLEASE CHECK [WWW.MOLEX.COM](http://WWW.MOLEX.COM) FOR LATEST PART INFORMATION**

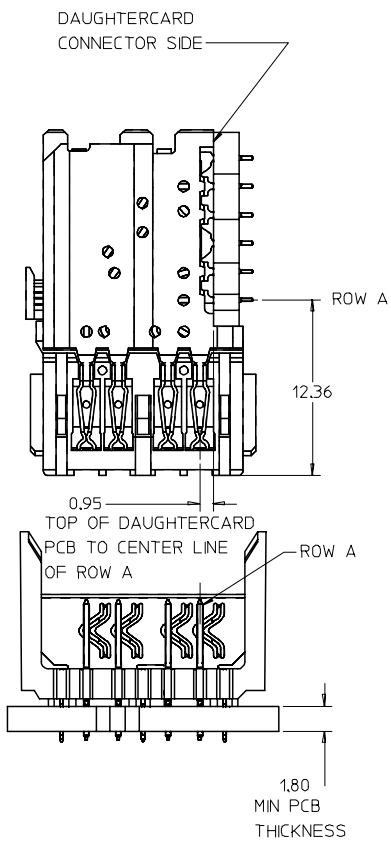
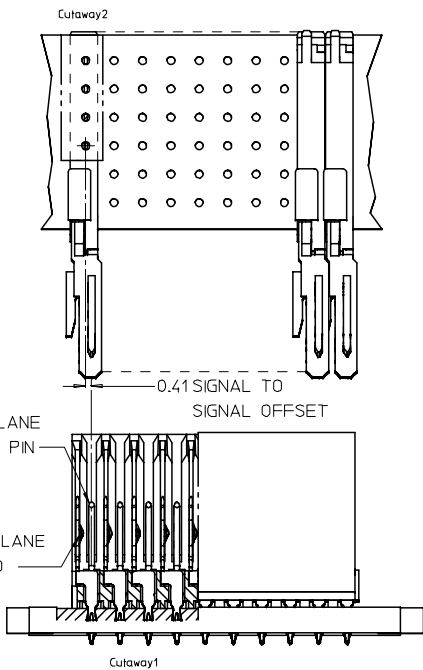


SECTION A-A  
ROTATED 180°

- NOTES:
- MATERIAL: HOUSING - LIQUID CRYSTAL POLYMER (LCP) GLASS-FILLED. UL 94V-0. COLOR - BLACK. SIGNAL AND SHIELD - HIGH PERFORMANCE COPPER ALLOY.
  - FINISHES:  
CONTACT AREA: SELECTIVE GOLD (Au)  
PCB TAILS: SELECTIVE TIN/LEAD (Sn/Pb) OR SELECTIVE MATTE TIN (Sn) NICKEL (Ni) OVERALL.
  - THIS PART CONFORMS TO MOLEX PRODUCT SPECIFICATION PS-74031-999.
  - FOR MIXED CONTACT MATING LENGTHS CONSULT MOLEX FOR AVAILABILITY.
  - FOR SPECIFIC PART NUMBER AND MATING INFORMATION REFER TO SHEET 2.
  - PACKAGE PER PK-74057-003 FOR 10 & 25 COLUMN. PACKAGE PER PK-70873-0934 FOR THE 9 COLUMN CONNECTOR.
  - EITHER MARK PART NUMBER AND DATE CODE APPROXIMATELY WHERE SHOWN OR PLACE LABEL ON TUBE.

ADD LEADFREE PINS EC NO: UCP2006-0067 DRW: KMULVEY 2005/07/15 CHKD: 2005/07/18 APPR: SREED 2005/08/11	DESCRIPTION REV	QUALITY SYMBOLS	GENERAL TOLERANCES (UNLESS SPECIFIED)	SCALE 4:1	DESIGN UNITS METRIC	THIRD ANGLE PROJECTION	REVISE ON CAD ONLY																
		▽ = 0 ∇ = 0	<table border="1"> <thead> <tr> <th></th> <th>mm</th> <th>INCH</th> </tr> </thead> <tbody> <tr> <td>4 PLACES</td> <td>± ---</td> <td>± ---</td> </tr> <tr> <td>3 PLACES</td> <td>± ---</td> <td>± ---</td> </tr> <tr> <td>2 PLACES</td> <td>± ---</td> <td>± ---</td> </tr> <tr> <td>1 PLACE</td> <td>± ---</td> <td>± ---</td> </tr> </tbody> </table>		mm	INCH	4 PLACES	± ---	± ---	3 PLACES	± ---	± ---	2 PLACES	± ---	± ---	1 PLACE	± ---	± ---	DIMENSION STYLE MM ONLY	TITLE	HSD SALES ASSEMBLY 6 ROW OPEN END BACKPLANE		
			mm	INCH																			
		4 PLACES	± ---	± ---																			
3 PLACES	± ---	± ---																					
2 PLACES	± ---	± ---																					
1 PLACE	± ---	± ---																					
DRAFT WHERE APPLICABLE MUST REMAIN WITHIN DIMENSIONS			APPROVED BY: CBIXLER DATE: 2002/05/03	CHECKED BY: SREED DATE: 2002/05/03	DRAWN BY: NMARTIN DATE: 2002/05/03	MOLEX INCORPORATED SEE SHEET 2 SD-74979-010																	
			THIS DRAWING CONTAINS INFORMATION THAT IS PROPRIETARY TO MOLEX INCORPORATED AND SHOULD NOT BE USED WITHOUT WRITTEN PERMISSION		MATERIAL NO. / DOCUMENT NO. SHEET NO. 1 OF 2																		

J  
I  
H  
G  
F  
E  
D  
C  
B  
A



PART NUMBER	COLUMN	NUMBER OF SIGNAL PINS	NUMBER OF SHIELDS	A	B	M	Au (um) MIN THICKNESS	Sn (um) THICKNESS
74979-x901	9	36	9	18.00	16.00	4.75	0.76	0.76-152
74979-x906							1.27	
74979-x001	10	40	10	20.00	18.00		0.76	
74979-x006							1.27	
74979-x501	25	100	25	50.00	48.00	0.76		
74979-x506						1.27		
74979-x902	9	36	9	18.00	16.00	6.25	0.76	
74979-x907							1.27	
74979-x002	10	40	10	20.00	18.00		0.76	
74979-x007							1.27	
74979-x502	25	100	25	50.00	48.00	0.76		
74979-x507						1.27		
74979-x903	9	36	9	18.00	16.00	4.25	0.76	
74979-x908							1.27	
74979-x003	10	40	10	20.00	18.00		0.76	
74979-x008							1.27	
74979-x503	25	100	25	50.00	48.00	0.76		
74979-x508						1.27		
74979-x904	9	36	9	18.00	16.00	5.15	0.76	
74979-x909							1.27	
74979-x004	10	40	10	20.00	18.00		0.76	
74979-x009							1.27	
74979-x504	25	100	25	50.00	48.00	0.76		
74979-x509						1.27		

MATERIAL NUMBER ASSIGNMENT

74979-\*\* \*\*  
 SEE TABLE  
 NUMBER OF COLUMNS/PLATING  
 10 = 10 COLUMN TIN/LEAD  
 25 = 25 COLUMN TIN/LEAD  
 09 = 9 COLUMN TIN/LEAD  
 90 = 10 COLUMN MATTE TIN  
 85 = 25 COLUMN MATTE TIN  
 99 = 9 COLUMN MATTE TIN

SEE SHEET 1 EC NO: UCP2006-0067 DRWN: KMULVEY 2005/07/15 CHKD: 2005/07/18 APPR: SREED 2005/08/11	DESCRIPTION REV	QUALITY SYMBOLS	GENERAL TOLERANCES (UNLESS SPECIFIED)	SCALE 4:1	DESIGN UNITS METRIC	THIRD ANGLE PROJECTION	REVISE ON CAD ONLY															
		▽=0 ∇=0	<table border="1"> <tr> <th></th> <th>mm</th> <th>INCH</th> </tr> <tr> <td>4 PLACES</td> <td>± ---</td> <td>± ---</td> </tr> <tr> <td>3 PLACES</td> <td>± ---</td> <td>± ---</td> </tr> <tr> <td>2 PLACES</td> <td>± ---</td> <td>± ---</td> </tr> <tr> <td>1 PLACE</td> <td>± ---</td> <td>± ---</td> </tr> </table>		mm	INCH	4 PLACES	± ---	± ---	3 PLACES	± ---	± ---	2 PLACES	± ---	± ---	1 PLACE	± ---	± ---	DIMENSION STYLE MM ONLY	TITLE	HSD SALES ASSEMBLY 6 ROW OPEN END BACKPLANE	
			mm	INCH																		
		4 PLACES	± ---	± ---																		
3 PLACES	± ---	± ---																				
2 PLACES	± ---	± ---																				
1 PLACE	± ---	± ---																				
DRAFT WHERE APPLICABLE MUST REMAIN WITHIN DIMENSIONS			APPROVED BY CBIXLER 2002/05/03	DATE 2002/05/03	MATERIAL NO. SEE TABLE	DOCUMENT NO. SD-74979-010	SHEET NO. 2 OF 2															
THIS DRAWING CONTAINS INFORMATION THAT IS PROPRIETARY TO MOLEX INCORPORATED AND SHOULD NOT BE USED WITHOUT WRITTEN PERMISSION																						