


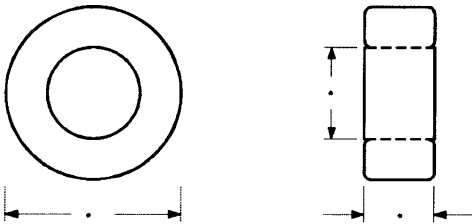


EMI CORES/RI TYPE

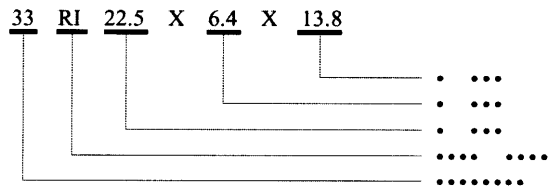


.....

1. Shape



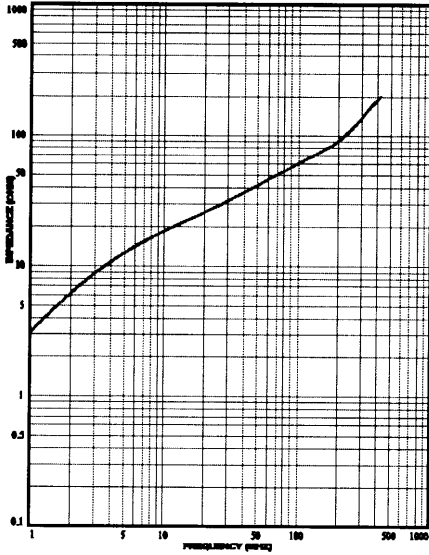
3. Ordering Code



2. Material

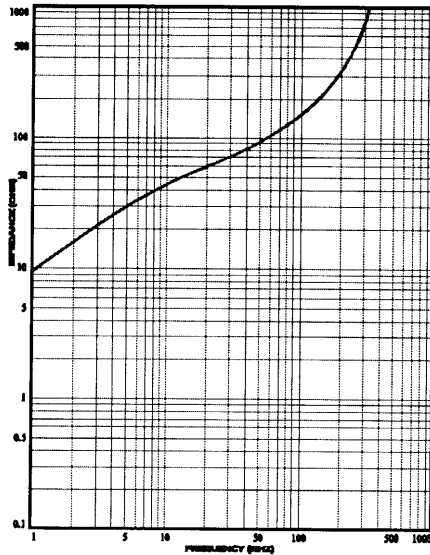
4. Dimensions

CORES	A Dim m/m	B Dim m/m	C Dim m/m	Typical Impedance (Ohm)	
				25Mhz	100Mhz
33RI 4 x 1.5 x 2±.....±.....±.....	..°	..°
33RI 6 x 2 x 3±.....±.....±.....	..°	..°
33RI 8 x 3 x 4±.....±.....±.....	..°	..°
33RI 12.7 x 6.35 x 7.9±.....±.....±.....	..°	..°
33RI 14 x 8 x 10±.....±.....±.....	..°	..°
33RI 20 x 10 x 10±.....±.....±.....	..°	..°
33RI 22.5 x 6.4 x 13.8±.....±.....±.....	..°	..°
33RI 25 x 12 x 15±.....±.....±.....	..°	..°
33RI 28 x 13 x 16±.....±.....±.....	..°	..°
33RI 29.5 x 7.7 x 19.0±.....±.....±.....	..°	..°
33RI 31.5 x 16.0 x 19.0±.....±.....±.....	..°	..°
33RI 35.6 x 7.5 x 25.4±.....±.....±.....	..°	..°



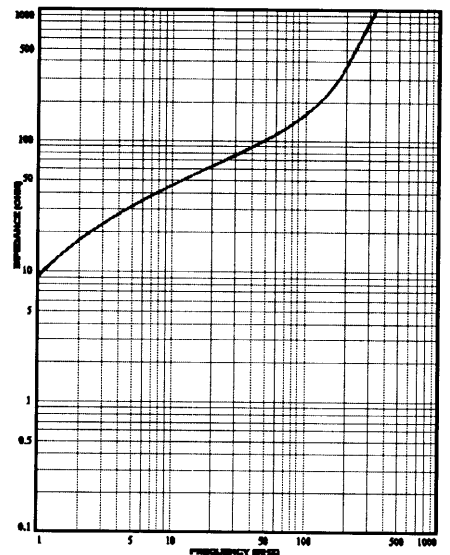
33RI 22.5x6.4x13.8

TEST INSTRUMENT :
 HP 4191A RF IMPEDANCE ANALYZER.
 TEST WIRE : 0.1 ϕ T.C.W. x 80m/m
 TEST WINDING : 1/2 Ts.



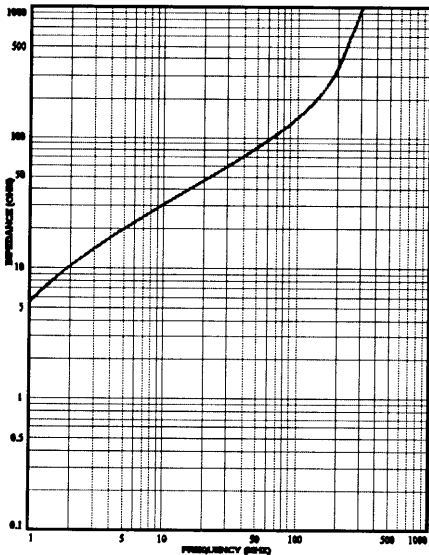
33RI 25x12x15

TEST INSTRUMENT :
 HP 4191A RF IMPEDANCE ANALYZER.
 TEST WIRE : 0.8 ϕ T.C.W. x 220m/m
 TEST WINDING : 1/2 Ts.



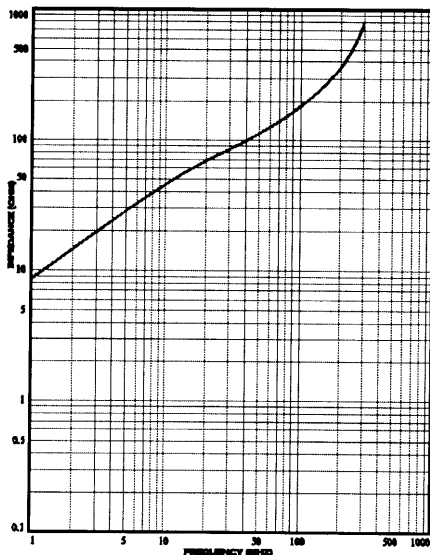
33RI 28x13x16

TEST INSTRUMENT :
 HP 4191A RF IMPEDANCE ANALYZER.
 TEST WIRE : 0.8 ϕ T.C.W. x 220m/m
 TEST WINDING : 1/2 Ts.



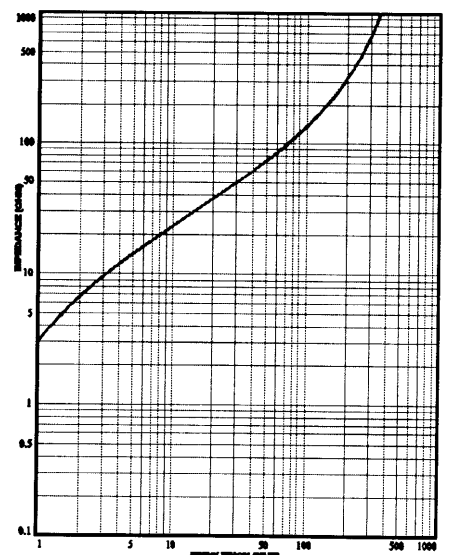
39RI 29.5x7.7x19

TEST INSTRUMENT :
 HP 4191A RF IMPEDANCE ANALYZER.
 TEST WIRE : 0.8 ϕ CABLE WIRE x 220m/m
 TEST WINDING : 1/2 Ts.



33RI 31.5x16x19

TEST INSTRUMENT :
 HP 4191A RF IMPEDANCE ANALYZER.
 TEST WIRE : 0.8 ϕ CABLE WIRE x 220m/m
 TEST WINDING : 1/2 Ts.



33RI 35.6x7.5x25.4

TEST INSTRUMENT :
 HP 4191A RF IMPEDANCE ANALYZER.
 TEST WIRE : 0.8 ϕ T.C.W. x 220m/m
 TEST WINDING : 1/2 Ts.