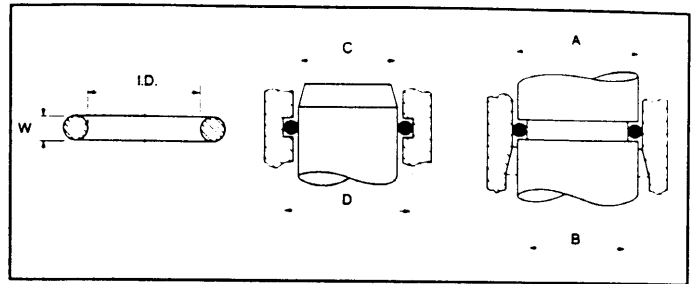


'O' Ring Size Chart and Design Data

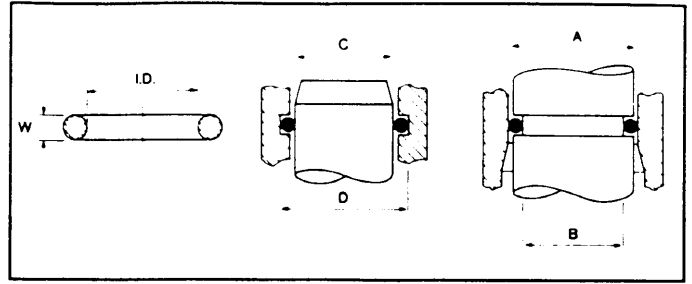
Imperial Range - BS1806



PART No.	NOMINAL SIZE C x A x W	INSIDE DIAMETER				CROSS SECTION W				BORE A INCH	PISTON GROOVE DIA B		GLAND GROOVE DIA D		ROD DIA C
		INCH	±	mm	±	INCH	±	mm	±		STAT	DYN	STAT	DYN	
001	1/32 x 3/32 x 1/32	.029		0.74		.040		1.02		.094	.036		.089		.031
002	3/64 x 3/64 x 3/64	.042	.004	1.07	0.1	.050		1.27		.125	.053		.119		.047
003	1/16 x 3/16 x 1/16	.056		1.42		.060		1.52		.156	.068		.150		.062
606	5/64 x 13/64 x 1/16	.070		1.78		.040		1.02		.188	.084		.182		.078
004		.070		1.78		.070		1.78							
607		.100		2.54		.040		1.02							
005	3/32 x 7/32 x 1/16	.101		2.57						.219	.117	.107	.211	.221	.109
006		.114		2.90											
801		.125		3.17											
007	5/32 x 9/32 x 1/16	.145	.005	3.68	0.13					.281	.179	.169	.258	.268	.156
008		.176		4.47											
802		.187		4.76											
009	7/32 x 11/32 x 1/16	.208		5.28						.344	.241	.231	.321	.331	.219
010		.239	6.07												
803		.250	6.35												
610	5/16 x 7/16 x 1/16	.266		6.75						.437	.335	.325	.414	.424	.312
011		.301	7.65												
804		.312	7.94												
611	11/32 x 13/32 x 1/16	.344		8.73						.500	.398	.388	.477	.487	.375
012		.364	9.25												
013		.426	10.82												
806	1/2 x 5/8 x 1/16	.437	.005	11.11	0.13					.625	.525		.600		.500
014		.489	.005	12.42	0.13										
015		.551	.007	14.00	0.18										
016	5/8 x 3/4 x 1/16	.614		15.60						.750	.650		.725		.625
017		.676		17.17											
018		.739	.009	18.77	0.23										
019	13/16 x 15/16 x 1/16	.801		20.35						.937	.837		.912		.812
020		.864		21.95											
021		.926		23.52											
022	1 x 1 1/8 x 1/16	.989	.010	25.12	0.25	.070	.003	1.78	0.08	1.125	1.025		1.100		1.000
023	1 1/16 x 1 3/16 x 1/16	1.051	.010	26.70	0.25										
024	1 1/8 x 1 1/4 x 1/16	1.114	.010	28.30	0.25										
025	1 3/16 x 1 5/16 x 1/16	1.176	.011	29.87	0.28					1.312	1.212		1.288		1.188
026		1.239	.011	31.47	0.28										
027		1.301	.011	33.05	0.28										
028	1 3/8 x 1 1/2 x 1/16	1.364	.013	34.65	0.33					1.500	1.400		1.475		1.375
517		1.428	.015	36.27	0.38										
029		1.489	.010	37.82	0.33										
519	1 7/16 x 1 11/16 x 1/16	1.553	.015	39.45	0.38					1.625	1.525		1.600		1.500
030		1.614	.013	41.00	0.33										
031		1.739	.015	44.17	0.38										
032	1 7/8 x 2 x 1/16	1.864	.015	47.35	0.38					2.000	1.900		1.975		1.875
033		1.989	.018	50.52	0.46										
034		2.114	.018	53.70	0.46										
035	2 1/4 x 2 3/8 x 1/16	2.239	.018	56.87	0.46					2.375	2.275		2.350		2.250
036		2.364	.018	60.05	0.46										
037		2.489	.018	63.22	0.46										
038	2 5/8 x 2 3/4 x 1/16	2.614	.020	66.40	0.51					2.750	2.650		2.725		2.625
039		2.739	.020	69.57	0.51										
040		2.864	.020	72.75	0.51										
041	3 x 3 3/8 x 1/16	2.989	.024	75.92	0.61					3.125	3.025		3.100		3.000
532	3.110	.020	79.00	0.51											
042	3.239	.024	82.27	0.61											

'O' Ring Size Chart and Design Data

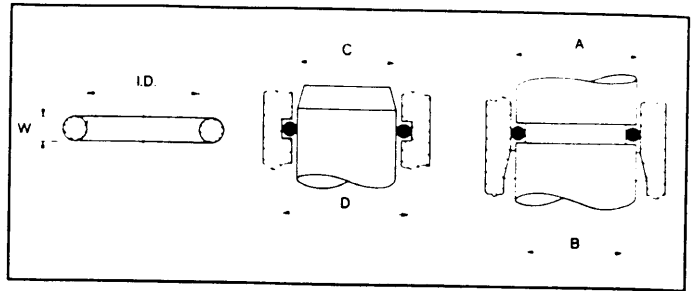
Imperial Range - BS1806



PART No.	NOMINAL SIZE C x A x W	INSIDE DIAMETER				CROSS SECTION W				BORE A INCH	PISTON GROOVE DIA B		GLAND GROOVE DIA D		ROD DIA C			
		INCH	±	mm	±	INCH	±	mm	±		STAT	DYN	STAT	DYN				
534	3 ³ / ₈ x 3 ¹ / ₂ x ¹ / ₁₆	3.360	.020	85.34	0.51	.070	.003	1.78	0.08	3.625	3.525	3.600		3.500				
043	3 ¹ / ₂ x 3 ³ / ₈ x ¹ / ₁₆	3.489	.024	88.62	0.61													
536	3 ³ / ₈ x 3 ³ / ₄ x ¹ / ₁₆	3.610	.020	91.70	0.51													
044	3 ³ / ₄ x 3 ³ / ₈ x ¹ / ₁₆	3.739	.027	94.97	0.69									3.875	3.775	3.850		3.750
538	3 ⁷ / ₈ x 4 x ¹ / ₁₆	3.860	.020	98.05	0.51													
045	4 x 4 ¹ / ₈ x ¹ / ₁₆	3.989	.027	101.32	0.69									4.125	4.025	4.100		
540	4 ¹ / ₈ x 4 ¹ / ₄ x ¹ / ₁₆	4.110	.020	104.4	0.51													
046	4 ¹ / ₄ x 4 ³ / ₈ x ¹ / ₁₆	4.239	.030	107.67	0.76									4.375	4.275	4.350		4.250
542	4 ³ / ₈ x 4 ¹ / ₂ x ¹ / ₁₆	4.360	.020	110.74	0.51													
047	4 ¹ / ₂ x 4 ³ / ₈ x ¹ / ₁₆	4.489	.030	114.02	0.76									4.625	4.525	4.600		4.500
544	4 ³ / ₈ x 4 ³ / ₄ x ¹ / ₁₆	4.610	.020	117.10	0.51													
048	4 ³ / ₄ x 4 ⁷ / ₈ x ¹ / ₁₆	4.739	.030	120.37	0.76									4.875	4.775	4.850		4.750
546	4 ⁷ / ₈ x 5 x ¹ / ₁₆	4.860	.020	123.44	0.51													
049	5 x 5 ¹ / ₈ x ¹ / ₁₆	4.989	.037	126.72	0.94									5.125	5.025	5.100		5.000
548	5 ¹ / ₈ x 5 ¹ / ₄ x ¹ / ₁₆	5.095	.028	129.4	0.71													
050	5 ¹ / ₄ x 5 ³ / ₈ x ¹ / ₁₆	5.239	.037	133.07	0.94									5.375	5.275	5.350		5.250
550	5 ³ / ₈ x 5 ¹ / ₂ x ¹ / ₁₆	5.345	.028	135.76	0.71													
551	5 ¹ / ₂ x 5 ³ / ₈ x ¹ / ₁₆	5.470	.028	138.94	0.71													
552	5 ⁵ / ₈ x 5 ³ / ₄ x ¹ / ₁₆	5.595	.028	142.11	0.71													
553	5 ³ / ₄ x 5 ⁷ / ₈ x ¹ / ₁₆	5.720	.028	145.29	0.71													
554	5 ⁷ / ₈ x 6 x ¹ / ₁₆	5.845	.028	148.46	0.71													
555	6 x 6 ¹ / ₈ x ¹ / ₁₆	5.970	.028	151.64	0.71													
556	6 ¹ / ₈ x 6 ¹ / ₄ x ¹ / ₁₆	6.095	.028	154.81	0.71													
557	6 ¹ / ₄ x 6 ³ / ₈ x ¹ / ₁₆	6.220	.028	158.00	0.71													
558	6 ³ / ₈ x 6 ¹ / ₂ x ¹ / ₁₆	6.345	.028	161.16	0.71													
559	6 ¹ / ₂ x 6 ³ / ₈ x ¹ / ₁₆	6.470	.028	164.34	0.71													
560	6 ³ / ₈ x 6 ³ / ₄ x ¹ / ₁₆	6.595	.028	167.51	0.71													
561	6 ³ / ₄ x 6 ⁷ / ₈ x ¹ / ₁₆	6.720	.028	170.69	0.71													
562	6 ⁷ / ₈ x 7 x ¹ / ₁₆	6.845	.028	173.87	0.71													
102	¹ / ₁₆ x ¹ / ₄ x ³ / ₃₂	.049	.005	1.24	0.13					.250	.090	.076	.222	.236	.062			
103	³ / ₃₂ x ⁹ / ₃₂ x ³ / ₃₂	.081	.005	2.06	0.13					.281	.121	.107	.253	.267	.093			
104	¹ / ₈ x ⁹ / ₁₆ x ³ / ₃₂	.112	.005	2.84	0.13					.313	.153	.139	.285	.299	.125			
105	³ / ₃₂ x 1 ¹ / ₃₂ x ³ / ₃₂	.143	.005	3.63	0.13					.344	.184	.170	.316	.330	.156			
106	³ / ₁₆ x ³ / ₈ x ³ / ₃₂	.174	.005	4.42	0.13					.375	.215	.201	.347	.361	.187			
107	⁷ / ₃₂ x 1 ³ / ₃₂ x ³ / ₃₂	.206	.005	5.23	0.13					.406	.246	.232	.378	.392	.218			
108	¹ / ₄ x ⁷ / ₁₆ x ³ / ₃₂	.237	.005	6.02	0.13					.438	.278	.270	.410	.424	.250			
109	⁵ / ₁₆ x ¹ / ₂ x ³ / ₃₂	.299	.005	7.59	0.13					.500	.340	.336	.472	.486	.312			
110	³ / ₈ x ⁹ / ₁₆ x ³ / ₃₂	.362	.005	9.19	0.13					.562	.402	.388	.535	.549	.375			
613	2 ⁵ / ₆₄ x 3 ⁷ / ₆₄ x ³ / ₃₂	.391	.005	9.92	0.13													
111	⁷ / ₁₆ x ⁵ / ₈ x ³ / ₃₂	.424	.005	10.77	0.13					.625	.465	.451	.597	.611	.437			
614	1 ⁹ / ₃₂ x 2 ¹ / ₃₂ x ³ / ₃₂	.469	.005	11.91	0.13													
112	¹ / ₂ x 1 ¹ / ₁₆ x ³ / ₃₂	.487	.005	12.37	0.13	.103	.003	2.62	0.08	.687	.527	.513	.660	.674	.500			
807		.500	.005	12.70	0.13													
615	3 ³ / ₆₄ x 4 ⁵ / ₆₄ x ³ / ₃₂	.516	.005	13.10	0.13													
113	⁹ / ₁₆ x ³ / ₄ x ³ / ₃₂	.549	.007	13.94	0.18					.750	.590	.576	.722	.736	.562			
616	1 ⁹ / ₃₂ x 2 ⁵ / ₃₂ x ³ / ₃₂	.594	.005	15.08	0.13													
114	⁵ / ₈ x 1 ³ / ₁₆ x ³ / ₃₂	.612	.009	15.54	0.23					.812	.652	.638	.785	.799	.625			
809		.625	.005	15.88	0.13													
115	1 ¹ / ₁₆ x ⁷ / ₈ x ³ / ₃₂	.674	.009	17.12	0.23					.875	.715	.701	.848	.862	.688			
810		.687	.005	17.46	0.13													
617		.703	.005	17.86	0.13													
116	³ / ₄ x 1 ⁵ / ₁₆ x ³ / ₃₂	.737	.009	18.72	0.23					.937	.777	.763	.910	.924	.750			
117	1 ³ / ₁₆ x 1 x ³ / ₃₂	.799	.010	20.29	0.25					1.000	.840		.972		.812			
812		.812	.006	20.64	0.15													

'O' Ring Size Chart and Design Data

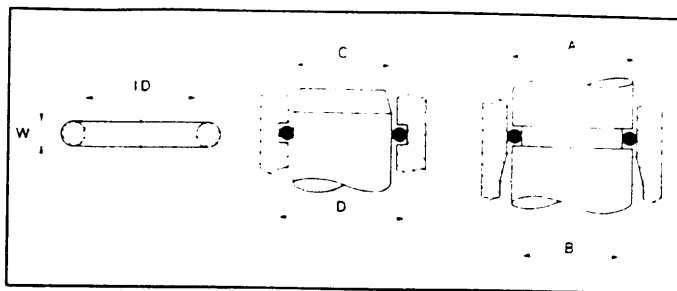
Imperial Range - BS1806



PART No.	NOMINAL SIZE C x A x W	INSIDE DIAMETER				CROSS SECTION W				BORE A		PISTON GROOVE DIA B		GLAND GROOVE DIA D		ROD DIA C			
		INCH	±	mm	±	INCH	±	mm	±	INCH	STAT	DYN	STAT	DYN					
															INCH		STAT	DYN	STAT
118	7/8 x 1 1/16 x 3/32	.862	.010	21.89	0.25	.103	.003	2.62	0.08	1.062	.902		1.035		.875				
813		.875	.006	22.23	0.15														
119	1 5/16 x 1 1/8 x 3/32	.924	.010	23.47	0.25									1.125	.965		1.097		.937
814		.937	.006	23.81	0.15														
120	1 x 1 3/16 x 3/32	.987	.010	25.07	0.25									1.187	1.027		1.160		1.000
121	1 1/16 x 1 1/4 x 3/32	1.049	.010	26.64	0.25									1.250	1.090		1.222		1.062
122	1 1/8 x 1 1/8 x 3/32	1.112	.010	28.24	0.25									1.312	1.152		1.285		1.125
123	1 3/16 x 1 3/8 x 3/32	1.174	.012	29.82	0.30									1.375	1.215		1.348		1.188
124	1 1/4 x 1 7/16 x 3/32	1.237	.012	31.42	0.30									1.437	1.277		1.410		1.250
125	1 3/16 x 1 1/2 x 3/32	1.299	.012	32.99	0.30									1.500	1.340		1.472		1.312
126	1 3/8 x 1 5/8 x 3/32	1.362	.012	34.59	0.30									1.562	1.402		1.535		1.375
127	1 7/16 x 1 5/8 x 3/32	1.424	.012	36.17	0.30									1.625	1.465		1.597		1.437
128	1 1/2 x 1 11/16 x 3/32	1.487	.012	37.77	0.30									1.687	1.527		1.660		1.500
129	1 5/8 x 1 3/4 x 3/32	1.549	.015	39.34	0.38									1.750	1.590		1.722		1.562
130	1 5/8 x 1 7/8 x 3/32	1.612	.015	40.94	0.38									1.812	1.652		1.785		1.625
131	1 11/16 x 1 7/8 x 3/32	1.674	.015	42.52	0.38									1.875	1.715		1.848		1.688
132	1 3/4 x 1 15/16 x 3/32	1.737	.015	44.12	0.38									1.937	1.777		1.910		1.750
133	1 7/8 x 2 x 3/32	1.799	.015	45.69	0.38									2.000	1.840		1.972		1.812
134	1 7/8 x 2 1/16 x 3/32	1.862	.017	47.29	0.43									2.062	1.902		2.035		1.875
135	1 15/16 x 2 1/8 x 3/32	1.925	.017	48.90	0.43									2.125	1.965		2.097		1.937
136	2 x 2 3/16 x 3/32	1.987	.017	50.47	0.43					2.187	2.027		2.160		2.000				
137	2 1/16 x 2 1/4 x 3/32	2.050	.017	52.07	0.43					2.250	2.090		2.222		2.062				
138	2 1/8 x 2 5/16 x 3/32	2.112	.017	53.64	0.43					2.312	2.152		2.285		2.125				
139	2 3/16 x 2 3/8 x 3/32	2.175	.017	55.25	0.43					2.375	2.215		2.348		2.188				
140	2 1/4 x 2 7/16 x 3/32	2.237	.017	56.82	0.43					2.437	2.277		2.410		2.250				
141	2 5/16 x 2 1/2 x 3/32	2.300	.020	58.42	0.51					2.500	2.340		2.472		2.312				
142	2 3/8 x 2 5/8 x 3/32	2.362	.020	59.99	0.51					2.562	2.402		2.535		2.375				
143	2 7/16 x 2 5/8 x 3/32	2.425	.020	61.60	0.51					2.625	2.465		2.597		2.437				
144	2 1/2 x 2 11/16 x 3/32	2.487	.020	63.17	0.51					2.687	2.527		2.660		2.500				
145	2 5/8 x 2 3/4 x 3/32	2.550	.020	64.77	0.51					2.750	2.590		2.722		2.562				
146	2 5/8 x 2 3/4 x 3/32	2.612	.020	66.34	0.51					2.812	2.652		2.785		2.625				
147	2 11/16 x 2 7/8 x 3/32	2.675	.022	67.95	0.56					2.875	2.715		2.848		2.688				
148	2 3/4 x 2 15/16 x 3/32	2.737	.022	69.52	0.56					2.937	2.777		2.910		2.750				
149	2 3/16 x 3 x 3/32	2.800	.022	71.12	0.56					3.000	2.840		2.972		2.812				
150	2 7/8 x 3 1/16 x 3/32	2.862	.022	72.69	0.56					3.062	2.902		3.035		2.875				
640	2 15/16 x 3 1/8 x 3/32	2.924	.015	74.30	0.38														
151	3 x 3 3/16 x 3/32	2.987	.024	75.87	0.61					3.187	3.027		3.160		3.000				
641	3 1/16 x 3 1/4 x 3/32	3.049	.015	77.50	0.38														
642	3 3/16 x 3 3/8 x 3/32	3.174	.015	80.60	0.38														
152	3 1/4 x 3 7/16 x 3/32	3.237	.024	82.22	0.61					3.437	3.277		3.410		3.250				
643	3 5/16 x 3 1/2 x 3/32	3.299	.015	83.80	0.38														
153	3 1/2 x 3 11/16 x 3/32	3.487	.024	88.57	0.61					3.687	3.527		3.660		3.500				
154	3 3/4 x 3 15/16 x 3/32	3.737	.028	94.92	0.71					3.937	3.777		3.910		3.750				
155	4 x 4 3/16 x 3/32	3.987	.028	101.27	0.71					4.187	4.027		4.160		4.000				
156	4 1/4 x 4 7/16 x 3/32	4.237	.030	107.62	0.76					4.437	4.277		4.410		4.250				
157	4 1/2 x 4 11/16 x 3/32	4.487	.030	113.97	0.76					4.687	4.527		4.660		4.500				
158	4 3/4 x 4 15/16 x 3/32	4.737	.030	120.32	0.76					4.937	4.777		4.910		4.750				
159	5 x 5 3/16 x 3/32	4.987	.035	126.67	0.89					5.187	5.027		5.160		5.000				
160	5 1/4 x 5 7/16 x 3/32	5.237	.035	133.02	0.89					5.437	5.277		5.410		5.250				
161	5 1/2 x 5 11/16 x 3/32	5.487	.035	139.37	0.89					5.687	5.527		5.660		5.500				
162	5 3/4 x 5 15/16 x 3/32	5.737	.035	145.72	0.89					5.937	5.777		5.910		5.750				
163	6 x 6 3/16 x 3/32	5.987	.035	152.07	0.89					6.187	6.027		6.160		6.000				
164	6 1/4 x 6 7/16 x 3/32	6.237	.040	158.42	1.02					6.437	6.277		6.410		6.250				
165	6 1/2 x 6 11/16 x 3/32	6.487	.040	164.77	1.02					6.687	6.527		6.660		6.500				

'O' Ring Size Chart and Design Data

Imperial Range - BS1806

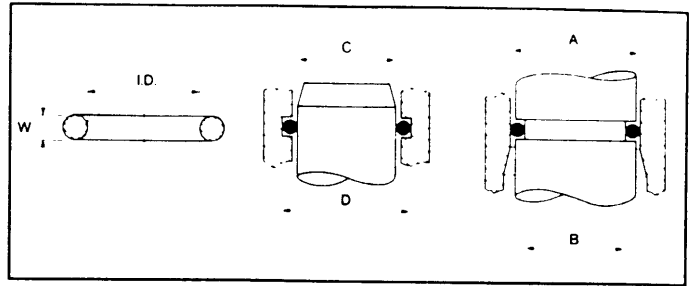


SECTION 1

PART No.	NOMINAL SIZE C x A x W	INSIDE DIAMETER				CROSS SECTION				BORE		PISTON GROOVE DIA B		GLAND GROOVE DIA D		ROD DIA C			
		INCH	±	mm	±	INCH	±	mm	±	INCH	STAT	DYN	STAT	DYN					
															W		A	B	D
166	6 3/4 x 6 15/16 x 3/32	6.737	.040	171.12	1.02	.103	.003	2.62	0.08	6.937	6.777		6.910		6.750				
167	7 x 7 3/16 x 3/32	6.987	.040	177.47	1.02					7.187	7.027		7.160		7.000				
168	7 1/4 x 7 1/16 x 3/32	7.237	.045	183.82	1.14					7.437	7.277		7.410		7.250				
169	7 1/2 x 7 11/16 x 3/32	7.487	.045	190.17	1.14					7.687	7.527		7.660		7.500				
170	7 3/4 x 7 15/16 x 3/32	7.737	.045	196.52	1.14					7.937	7.777		7.910		7.750				
171	8 x 8 3/16 x 3/32	7.987	.045	202.87	1.14					8.187	8.027		8.160		8.000				
172	8 1/4 x 8 7/16 x 3/32	8.237	.050	209.22	1.27					8.437	8.277		8.410		8.250				
173	8 1/2 x 8 11/16 x 3/32	8.487	.050	215.57	1.27					8.687	8.527		8.660		8.500				
174	8 3/4 x 8 15/16 x 3/32	8.737	.050	221.92	1.27					8.937	8.777		8.910		8.750				
175	9 x 9 3/16 x 3/32	8.987	.050	228.27	1.27					9.187	9.027		9.160		9.000				
176	9 1/4 x 9 7/16 x 3/32	9.237	.055	234.62	1.40					9.437	9.277		9.410		9.250				
177	9 1/2 x 9 11/16 x 3/32	9.487	.055	240.97	1.40					9.687	9.527		9.660		9.500				
178	9 3/4 x 9 15/16 x 3/32	9.737	.055	247.32	1.40					9.937	9.777		9.910		9.750				
201	3/16 x 7/16 x 1/8	.171	.005	4.34	0.13					.139	.004	3.53	0.10	.437	.215	.199	.409	.425	.187
202	1/4 x 1/2 x 1/8	.234	.005	5.94	0.13									.500	.277	.261	.472	.488	.250
203	5/16 x 9/16 x 1/8	.296	.005	7.52	0.13									.562	.340	.324	.514	.530	.312
204	3/8 x 3/8 x 1/8	.359	.005	9.12	0.13									.625	.403	.387	.597	.613	.375
205	7/16 x 11/16 x 1/8	.421	.005	10.69	0.13									.687	.465	.449	.659	.675	.437
206	1/2 x 3/4 x 1/8	.484	.005	12.29	0.13	.750	.527	.511	.722					.738	.500				
207	9/16 x 13/16 x 1/8	.546	.007	13.87	0.18	.812	.590	.574	.814					.830	.562				
208	5/8 x 7/8 x 1/8	.609	.009	15.47	0.23	.875	.653	.637	.847					.863	.625				
209	11/16 x 15/16 x 1/8	.671	.009	17.04	0.23	.937	.715	.699	.909					.925	.687				
210	3/4 x 1 x 1/8	.734	.010	18.66	0.25	1.000	.778	.762	.972					.988	.750				
211	13/16 x 1 1/16 x 1/8	.796	.010	20.22	0.25	1.062	.840	.824	1.034					1.050	.812				
212	7/8 x 1 1/8 x 1/8	.859	.010	21.82	0.25	1.125	.903	.887	1.097					1.113	.875				
213	15/16 x 1 3/16 x 1/8	.921	.010	23.40	0.25	1.188	.966	.950	1.159					1.175	.937				
214	1 x 1 1/4 x 1/8	.984	.010	25.00	0.25	1.250	1.028	1.012	1.222					1.238	1.000				
618		1.016	.006	25.80	0.15														
215	1 1/16 x 1 3/16 x 1/8	1.046	.010	26.58	0.25	1.312	1.090	1.074	1.284					1.300	1.062				
216	1 1/8 x 1 3/8 x 1/8	1.109	.012	28.17	0.30	1.375	1.153	1.137	1.347					1.363	1.125				
217	1 3/16 x 1 7/16 x 1/8	1.171	.012	29.75	0.30	1.437	1.215	1.199	1.410					1.426	1.188				
218	1 1/4 x 1 1/2 x 1/8	1.234	.012	31.35	0.30	1.500	1.278	1.262	1.472					1.488	1.250				
219	1 5/16 x 1 9/16 x 1/8	1.296	.012	32.92	0.30	1.562	1.340	1.324	1.534					1.550	1.312				
220	1 3/8 x 1 5/8 x 1/8	1.359	.012	34.52	0.30	1.625	1.403	1.387	1.597					1.613	1.375				
221	1 7/16 x 1 11/16 x 1/8	1.421	.012	36.09	0.30	1.688	1.466	1.450	1.659					1.675	1.437				
222	1 1/2 x 1 3/4 x 1/8	1.484	.015	37.70	0.38	1.750	1.528	1.512	1.722					1.738	1.500				
824	1 9/16 x 1 13/16 x 1/8	1.563	.010	39.7	0.25														
223	1 5/8 x 1 7/8 x 1/8	1.609	.015	40.87	0.38	1.875	1.653		1.847						1.625				
825		1.625	.010	41.28	0.25														
826	1 11/16 x 1 5/16 x 1/8	1.687	.010	42.86	0.25														
224	1 3/4 x 2 x 1/8	1.734	.015	44.04	0.38	2.000	1.778		1.972						1.750				
827		1.750	.010	44.45	0.25														
828	1 13/16 x 2 1/16 x 1/8	1.812	.010	46.04	0.25														
225	1 7/8 x 2 1/8 x 1/8	1.859	.018	47.22	0.46	2.125	1.903		2.097						1.875				
829		1.875	.010	47.62	0.25														
830	1 5/16 x 2 3/16 x 1/8	1.937	.010	49.20	0.25														
226	2 x 2 1/4 x 1/8	1.984	.018	50.39	0.46	2.250	2.028		2.222						2.000				
831		2.000	.010	50.80	0.25														
832	2 1/16 x 2 5/16 x 1/8	2.062	.010	52.40	0.25														
227	2 1/8 x 2 3/8 x 1/8	2.109	.018	53.37	0.46	2.375	2.153		2.347		2.125								
833		2.125	.010	53.97	0.25														
834	2 3/16 x 2 7/16 x 1/8	2.187	.010	55.56	0.25														

'O' Ring Size Chart and Design Data

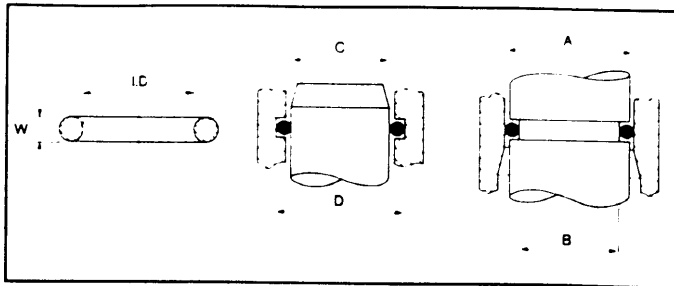
Imperial Range - BS1806



PART No.	NOMINAL SIZE C x A x W	INSIDE DIAMETER				CROSS SECTION W				BORE A INCH	PISTON GROOVE DIA B		GLAND GROOVE DIA D		ROD DIA C				
		INCH	±	mm	±	INCH	±	mm	±		STAT	DYN	STAT	DYN					
228	2 1/4 x 2 1/2 x 1/8	2.234	.020	56.74	0.51	.139	.004	3.53	0.10	2.500	2.278		2.472		2.250				
835		2.250	.010	57.15	0.25														
836	2 5/16 x 2 9/16 x 1/8	2.312	.010	58.74	0.25														
229	2 3/8 x 2 5/8 x 1/8	2.359	.020	59.92	0.51									2.625	2.403		2.597		2.375
837		2.375	.010	60.32	0.25														
838	2 7/16 x 2 1 1/16 x 1/8	2.437	.010	61.90	0.25														
230	2 1/2 x 2 3/4 x 1/8	2.484	.020	63.09	0.51									2.750	2.528		2.722		2.500
839		2.500	.010	63.50	0.25														
840	2 9/16 x 2 1 3/16 x 1/8	2.563	.010	65.10	0.25														
231	2 5/8 x 2 7/8 x 1/8	2.609	.020	66.27	0.51									2.875	2.653		2.847		2.625
841		2.625	.015	66.67	0.38														
842	2 1 1/16 x 2 1 5/16 x 1/8	2.687	.015	68.28	0.38														
232	2 3/4 x 3 x 1/8	2.734	.024	69.44	0.61									3.000	2.778		2.972		2.750
843		2.750	.015	69.85	0.38														
844		2.812	.015	71.44	0.38														
233	2 7/8 x 3 1/8 x 1/8	2.859	.024	72.62	0.61									3.125	2.903		3.097		2.875
845		2.875	.015	73.02	0.38														
846	2 1 5/16 x 3 3/16 x 1/8	2.937	.015	74.60	0.38														
234	3 x 3 1/4 x 1/8	2.984	.024	75.79	0.61									3.250	3.028		3.222		3.000
235	3 1/8 x 3 3/8 x 1/8	3.109	.024	78.97	0.61									3.375	3.153		3.347		3.125
236	3 1/4 x 3 1/2 x 1/8	3.234	.024	82.14	0.61									3.500	3.278		3.472		3.250
237	3 3/8 x 3 5/8 x 1/8	3.359	.024	85.32	0.61									3.625	3.403		3.597		3.375
238	3 1/2 x 3 3/4 x 1/8	3.484	.024	88.49	0.61									3.750	3.528		3.722		3.500
239	3 5/8 x 3 7/8 x 1/8	3.609	.028	91.67	0.71									3.875	3.653		3.847		3.625
240	3 3/4 x 4 x 1/8	3.734	.028	94.84	0.71									4.000	3.778		3.972		3.750
241	3 7/8 x 4 1/8 x 1/8	3.859	.028	98.02	0.71									4.125	3.903		4.097		3.875
242	4 x 4 1/4 x 1/8	3.984	.028	101.19	0.71									4.250	4.028		4.222		4.000
243	4 1/8 x 4 3/8 x 1/8	4.109	.028	104.37	0.71									4.375	4.153		4.347		4.125
244	4 1/4 x 4 1/2 x 1/8	4.234	.030	107.54	0.76					4.500	4.278		4.472		4.250				
245	4 3/8 x 4 5/8 x 1/8	4.359	.030	110.72	0.76					4.625	4.403		4.597		4.375				
246	4 1/2 x 4 3/4 x 1/8	4.484	.030	113.89	0.76					4.750	4.528		4.722		4.500				
247	4 5/8 x 4 7/8 x 1/8	4.609	.030	117.07	0.76					4.875	4.653		4.847		4.625				
248	4 3/4 x 5 x 1/8	4.734	.030	120.24	0.76					5.000	4.778		4.972		4.750				
249	4 7/8 x 5 1/8 x 1/8	4.859	.035	123.42	0.89					5.125	4.903		5.097		4.875				
250	5 x 5 1/4 x 1/8	4.984	.035	126.59	0.89					5.250	5.028		5.222		5.000				
251	5 1/8 x 5 3/8 x 1/8	5.109	.035	129.77	0.89					5.375	5.153		5.347		5.125				
252	5 1/4 x 5 1/2 x 1/8	5.234	.035	132.94	0.89					5.500	5.278		5.472		5.250				
253	5 3/8 x 5 5/8 x 1/8	5.359	.035	136.12	0.89					5.625	5.403		5.597		5.375				
254	5 1/2 x 5 3/4 x 1/8	5.484	.035	139.29	0.89					5.750	5.528		5.722		5.500				
255	5 5/8 x 5 7/8 x 1/8	5.609	.035	142.47	0.89					5.875	5.653		5.847		5.625				
256	5 3/4 x 6 x 1/8	5.734	.035	145.64	0.89					6.000	5.778		5.972		5.750				
257	5 7/8 x 6 1/8 x 1/8	5.859	.035	148.82	0.89					6.125	5.903		6.097		5.875				
258	6 x 6 1/4 x 1/8	5.984	.035	151.99	0.89					6.250	6.028		6.222		6.000				
259	6 1/4 x 6 1/2 x 1/8	6.234	.040	158.34	1.02					6.500	6.278		6.472		6.250				
260	6 1/2 x 6 3/4 x 1/8	6.484	.040	164.69	1.02					6.750	6.528		6.722		6.500				
261	6 3/4 x 7 x 1/8	6.734	.040	171.04	1.02					7.000	6.778		6.972		6.750				
262	7 x 7 1/4 x 1/8	6.984	.040	177.39	1.02					7.250	7.028		7.222		7.000				
263	7 1/4 x 7 1/2 x 1/8	7.234	.045	183.74	1.14					7.500	7.278		7.472		7.250				
264	7 1/2 x 7 3/4 x 1/8	7.484	.045	190.09	1.14					7.750	7.528		7.722		7.500				
265	7 3/4 x 8 x 1/8	7.734	.045	196.44	1.14					8.000	7.778		7.972		7.750				
266	8 x 8 1/4 x 1/8	7.984	.045	202.79	1.14					8.250	8.028		8.222		8.000				
267	8 1/4 x 8 1/2 x 1/8	8.234	.050	209.14	1.27					8.500	8.278		8.472		8.250				
268	8 1/2 x 8 3/4 x 1/8	8.484	.050	215.49	1.27					8.750	8.528		8.722		8.500				
269	8 3/4 x 9 x 1/8	8.734	.050	221.84	1.27					9.000	8.778		8.972		8.750				

'O' Ring Size Chart and Design Data

Imperial Range - BS1806

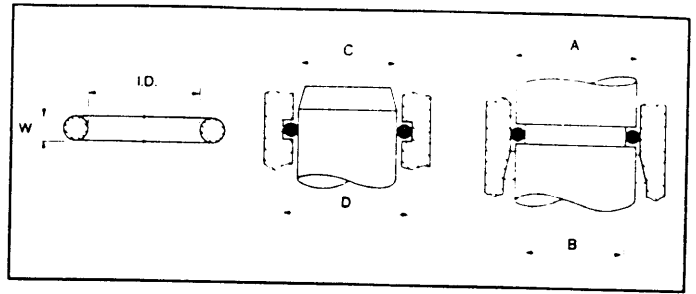


PART No.	NOMINAL SIZE C x A x W	INSIDE DIAMETER				CROSS SECTION				BORE A	PISTON GROOVE DIA B		GLAND GROOVE DIA D		ROD DIA C				
		INCH	±	mm	±	W					STAT	DYN	STAT	DYN					
						INCH	±	mm	±										
270	9 x 9 1/4 x 1/8	8.984	.050	228.19	1.27	.139	.004	3.53	0.10	9.250	9.028		9.222		9.000				
271	9 1/4 x 9 1/2 x 1/8	9.234	.055	234.54	1.40					9.500	9.278		9.472		9.250				
272	9 1/2 x 9 3/4 x 1/8	9.484	.055	240.89	1.40					9.750	9.528		9.722		9.500				
273	9 3/4 x 10 x 1/8	9.734	.055	247.24	1.40					10.000	9.778		9.972		9.750				
274	10 x 10 1/4 x 1/8	9.984	.055	253.59	1.40					10.250	10.028		10.222		10.000				
275	10 1/2 x 10 3/4 x 1/8	10.484	.055	266.29	1.40					10.750	10.528		10.722		10.500				
276	11 x 11 1/4 x 1/8	10.984	.065	278.99	1.40					11.250	11.028		11.222		11.000				
277	11 1/2 x 11 3/4 x 1/8	11.484	.065	291.69	1.40					11.750	11.528		11.722		11.500				
278	12 x 12 1/4 x 1/8	11.984	.065	304.39	1.65					12.250	12.028		12.222		12.000				
279	13 x 13 1/4 x 1/8	12.984	.065	329.79	1.65					13.250	13.028		13.222		13.000				
280	14 x 14 1/4 x 1/8	13.984	.065	355.19	1.65					14.250	14.028		14.222		14.000				
281	15 x 15 1/4 x 1/8	14.984	.065	380.59	1.65					15.250	15.028		15.222		15.000				
282	16 x 16 1/4 x 1/8	15.955	.075	405.26	1.90					16.250	16.028		16.222		16.000				
283	17 x 17 1/4 x 1/8	16.955	.080	430.66	2.16					17.250	17.028		17.222		17.000				
284	18 x 18 1/4 x 1/8	17.955	.085	456.06	2.42					18.250	18.028		18.222		18.000				
309	7/16 x 1 1/16 x 3/16	.412	.005	10.46	0.13					.210	.005	5.33	0.13	.812	.462	.446	.787	.803	.437
310	1/2 x 7/8 x 3/16	.475	.005	12.07	0.13									.875	.525	.509	.850	.866	.500
311	9/16 x 1 1/16 x 3/16	.537	.007	13.64	0.18									.937	.587	.571	.912	.928	.562
312	5/8 x 1 x 3/16	.600	.009	15.24	0.23									1.000	.650	.634	.975	.991	.625
313	1 1/16 x 1 1/16 x 3/16	.662	.009	16.81	0.23									1.062	.712	.696	1.037	1.053	.687
314	3/4 x 1 1/8 x 3/16	.725	.010	18.42	0.25									1.125	.774	.758	1.100	1.116	.750
315	1 1/16 x 1 3/16 x 3/16	.787	.010	19.99	0.25									1.187	.837	.821	1.162	1.178	.812
316	7/8 x 1 1/4 x 3/16	.850	.010	21.59	0.25									1.250	.900	.884	1.225	1.241	.875
317	1 1/16 x 1 5/16 x 3/16	.912	.010	23.16	0.25									1.312	.962	.946	1.287	1.303	.937
318	1 x 1 7/8 x 3/16	.975	.010	24.77	0.25	1.375	1.025	1.009	1.350					1.366	1.000				
319	1 1/16 x 1 7/8 x 3/16	1.037	.010	26.34	0.25	1.437	1.087	1.071	1.412					1.428	1.062				
320	1 1/8 x 1 1/2 x 3/16	1.100	.012	27.94	0.30	1.500	1.150	1.134	1.475					1.491	1.125				
321	1 3/16 x 1 9/16 x 3/16	1.162	.012	29.51	0.30	1.562	1.212	1.196	1.537					1.553	1.187				
322	1 1/4 x 1 5/8 x 3/16	1.225	.012	31.12	0.30	1.625	1.275	1.259	1.600					1.616	1.250				
323	1 5/16 x 1 11/16 x 3/16	1.287	.012	32.69	0.30	1.687	1.357	1.341	1.662					1.678	1.312				
324	1 3/8 x 1 3/4 x 3/16	1.350	.012	34.29	0.30	1.750	1.400	1.384	1.725					1.741	1.375				
325	1 1/2 x 1 7/8 x 3/16	1.475	.015	37.47	0.38	1.875	1.525	1.509	1.850					1.866	1.500				
326	1 5/8 x 2 x 3/16	1.600	.015	40.64	0.38	2.000	1.650	1.634	1.975					1.991	1.625				
327	1 3/4 x 2 1/8 x 3/16	1.725	.015	43.82	0.38	2.125	1.775	1.759	2.100					2.116	1.750				
328	1 7/8 x 2 1/4 x 3/16	1.850	.015	46.99	0.38	2.250	1.900	1.884	2.225					2.241	1.875				
329	2 x 2 3/8 x 3/16	1.975	.018	50.17	0.46	2.375	2.025	2.009	2.350					2.366	2.000				
330	2 1/8 x 2 1/2 x 3/16	2.100	.018	53.34	0.46	2.500	2.150	2.134	2.475					2.491	2.125				
331	2 1/4 x 2 5/8 x 3/16	2.225	.018	56.52	0.46	2.625	2.275	2.259	2.600					2.616	2.250				
332	2 3/8 x 2 3/4 x 3/16	2.350	.018	59.69	0.46	2.750	2.400	2.384	2.725					2.741	2.375				
333	2 1/2 x 2 7/8 x 3/16	2.475	.020	62.87	0.51	2.875	2.525	2.509	2.850					2.866	2.500				
334	2 5/8 x 3 x 3/16	1.600	.020	66.04	0.51	3.000	2.650	2.634	2.975					2.991	2.625				
335	2 3/4 x 3 1/8 x 3/16	2.725	.020	69.22	0.51	3.125	2.775	2.759	3.100					3.116	2.750				
336	2 7/8 x 3 1/4 x 3/16	2.850	.020	72.39	0.51	3.250	2.900	2.884	3.225					3.241	2.875				
619	2 15/16 x 3 5/16 x 3/16	2.938	.015	74.63	0.36	3.375	3.025	3.009	3.350					3.366	3.000				
337	3 x 3 3/8 x 3/16	2.975	.024	75.57	0.61	3.500	3.150	3.134	3.475					3.491	3.125				
338	3 1/8 x 3 1/2 x 3/16	3.100	.024	78.74	0.61	3.625	3.275	3.259	3.600					3.616	3.250				
620		3.141	.015	79.77	0.38														
339	3 1/4 x 3 5/8 x 3/16	3.225	.024	81.92	0.61														
340	3 3/8 x 3 3/4 x 3/16	3.350	.024	85.09	0.61														
341	3 1/2 x 3 7/8 x 3/16	3.475	.024	88.27	0.61														
621	3 5/8 x 3 15/16 x 3/16	3.531	.015	89.69	0.38														

SECTION 1

'O' Ring Size Chart and Design Data

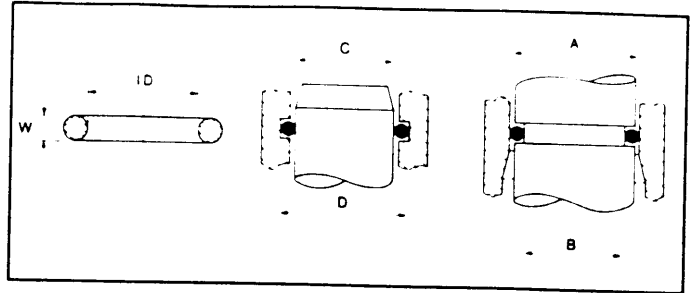
Imperial Range - BS1806



PART No.	NOMINAL SIZE C x A x W	INSIDE DIAMETER				CROSS SECTION				BORE		PISTON GROOVE DIA B		GLAND GROOVE DIA D		ROD DIA C
		INCH	±	mm	±	W				INCH	STAT	DYN	STAT	DYN		
						INCH	±	mm	±							
342	3/8 x 4 x 3/16	3.600	.028	91.44	0.71	.210	.005	5.33	0.13	4.000	3.650	3.634	3.975	3.991	3.625	
343	3/4 x 4 1/8 x 3/16	3.725	.028	94.62	0.71					4.125	3.775	3.759	4.100	4.116	3.750	
344	3/8 x 4 1/4 x 3/16	3.850	.028	97.79	0.71					4.250	3.900	3.884	4.225	4.241	3.875	
622	3 15/16 x 4 5/16 x 3/16	3.937	.015	100.00	0.38					4.375	4.025	4.009	4.350	4.366	4.000	
345	4 x 4 3/8 x 3/16	3.975	.028	100.97	0.71					4.500	4.150	4.134	4.475	4.491	4.125	
346	4 1/8 x 4 1/2 x 3/16	4.100	.028	104.14	0.71					4.625	4.275	4.259	4.600	4.616	4.250	
347	4 1/4 x 4 5/8 x 3/16	4.225	.030	107.32	0.76					4.750	4.400	4.384	4.725	4.741	4.375	
623	4 3/8 x 4 3/4 x 3/16	4.312	.015	109.54	0.38					4.875	4.525	4.509	4.850	4.866	4.500	
348	4 3/8 x 4 3/4 x 3/16	4.350	.030	110.49	0.76					5.000	4.650		4.975		4.625	
349	4 1/2 x 4 7/8 x 3/16	4.475	.030	113.67	0.76					5.125	4.775		5.100		4.750	
350	4 5/8 x 5 x 3/16	4.600	.030	116.84	0.76					5.250	4.900		5.225		4.875	
860	4 5/8 x 5 x 3/16	4.625	.015	117.48	0.38					5.375	5.025		5.350		5.000	
351	4 3/4 x 5 1/8 x 3/16	4.725	.030	120.02	0.76					5.500	5.150		5.475		5.125	
861	4 7/8 x 5 1/4 x 3/16	4.750	.015	120.65	0.38					5.625	5.275		5.600		5.250	
352	4 7/8 x 5 1/4 x 3/16	4.850	.030	123.19	0.76					5.750	5.400		5.725		5.375	
862	5 x 5 3/8 x 3/16	4.875	.015	123.83	0.38					5.875	5.525		5.850		5.500	
353	5 x 5 3/8 x 3/16	4.975	.037	126.37	0.94					6.000	5.650		5.975		5.625	
863	5 x 5 3/8 x 3/16	5.000	.023	127.00	0.58					6.125	5.775		6.100		5.750	
354	5 1/8 x 5 1/2 x 3/16	5.100	.037	129.54	0.95					6.250	5.900		6.225		5.875	
864	5 1/8 x 5 1/2 x 3/16	5.125	.023	130.18	0.58					6.375	6.025		6.350		6.000	
355	5 1/4 x 5 5/8 x 3/16	5.225	.037	132.72	0.94					6.500	6.150		6.475		6.125	
865	5 3/8 x 5 3/4 x 3/16	5.250	.023	133.35	0.58					6.625	6.275		6.600		6.250	
356	5 3/8 x 5 3/4 x 3/16	5.350	.037	135.89	0.94					6.750	6.400		6.725		6.375	
866	5 3/8 x 5 3/4 x 3/16	5.375	.023	136.53	0.58					6.875	6.525		6.850		6.500	
357	5 1/2 x 5 7/8 x 3/16	5.475	.037	139.07	0.94					7.000	6.650		7.000		6.625	
867	5 1/2 x 5 7/8 x 3/16	5.500	.023	139.70	0.58					7.125	6.775		7.100		6.750	
358	5 5/8 x 6 x 3/16	5.600	.037	142.24	0.94					7.250	6.900		7.225		6.875	
868	5 5/8 x 6 x 3/16	5.625	.023	142.88	0.58					7.375	7.025		7.350		7.000	
359	5 3/4 x 6 1/8 x 3/16	5.725	.037	145.42	0.94					7.500	7.150		7.475		7.125	
869	5 3/4 x 6 1/8 x 3/16	5.750	.023	146.05	0.58					7.625	7.275		7.600		7.250	
360	5 7/8 x 6 1/4 x 3/16	5.850	.037	148.49	0.94	7.750	7.375		7.725		7.375					
870	5 7/8 x 6 1/4 x 3/16	5.875	.023	149.23	0.58	7.875	7.525		7.850		7.500					
361	6 x 6 3/8 x 3/16	5.975	.037	151.77	0.94	8.000	7.650		8.025		7.625					
644	6 1/8 x 6 1/2 x 3/16	6.100	.023	155.00	0.58	8.125	7.775		8.100		7.750					
362	6 1/4 x 6 3/8 x 3/16	6.225	.040	158.12	1.02	8.250	7.900		8.225		7.875					
645	6 3/8 x 6 3/4 x 3/16	6.350	.023	161.30	0.58	8.375	8.025		8.350		8.000					
363	6 1/2 x 6 7/8 x 3/16	6.475	.040	164.47	1.02	8.500	8.150		8.475		8.125					
646	6 5/8 x 7 x 3/16	6.600	.023	167.70	0.58	8.625	8.275		8.600		8.250					
364	6 3/4 x 7 1/8 x 3/16	6.725	.040	170.82	1.02	8.750	8.400		8.725		8.375					
647	6 7/8 x 7 1/4 x 3/16	6.850	.023	174.00	0.58	8.875	8.525		8.850		8.500					
365	7 x 7 3/8 x 3/16	6.975	.040	177.17	1.02	9.000	8.650		9.000		8.625					
366	7 1/4 x 7 5/8 x 3/16	7.225	.045	183.52	1.14	9.125	8.775		9.100		8.750					
367	7 1/2 x 7 7/8 x 3/16	7.475	.045	189.87	1.14	9.250	8.900		9.225		8.875					
368	7 3/4 x 8 1/8 x 3/16	7.725	.045	196.22	1.14	9.375	9.025		9.350		9.000					
369	8 x 8 3/8 x 3/16	7.975	.045	202.57	1.14	9.500	9.150		9.500		9.125					
370	8 1/4 x 8 5/8 x 3/16	8.225	.050	206.92	1.30	9.625	9.275		9.600		9.250					
371	8 1/2 x 8 7/8 x 3/16	8.475	.050	215.27	1.30	9.750	9.400		9.725		9.375					
372	8 3/4 x 9 1/8 x 3/16	8.725	.050	221.62	1.30	9.875	9.525		9.850		9.500					
373	9 x 9 3/8 x 3/16	8.975	.050	227.97	1.30	10.000	9.650		10.000		9.625					
374	9 1/4 x 9 5/8 x 3/16	9.225	.055	234.32	1.40	10.125	9.775		10.100		9.750					
375	9 1/2 x 9 7/8 x 3/16	9.475	.055	240.67	1.40	10.250	9.900		10.250		9.875					
376	9 3/4 x 10 1/8 x 3/16	9.725	.055	247.02	1.40	10.375	10.025		10.350		10.000					
377	10 x 10 3/8 x 3/16	9.975	.055	253.37	1.40	10.500	10.150		10.500		10.125					
378	10 1/2 x 10 7/8 x 3/16	10.475	.060	266.07	1.52	10.625	10.275		10.650		10.250					

'O' Ring Size Chart and Design Data

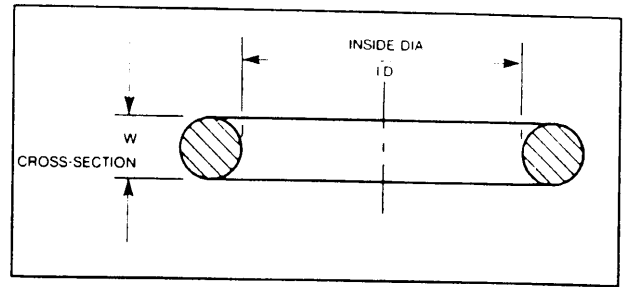
Imperial Range - BS1806



PART No.	NOMINAL SIZE C x A x W	INSIDE DIAMETER				CROSS SECTION				BORE A INCH	PISTON GROOVE DIA B		GLAND GROOVE DIA D		ROD DIA C
		INCH	±	mm	±	W					STAT	DYN	STAT	DYN	
						INCH	±	mm	±						
379	11 x 11 ³ / ₁₆ x ³ / ₁₆	10.975	.060	278.77	1.52	.210	.005	5.33	0.13	11.375	11.025		11.350		11.000
380	11 ¹ / ₂ x 11 ¹ / ₈ x ³ / ₁₆	11.475	.065	291.47	1.65					11.875	11.525		11.850		11.500
381	12 x 12 ³ / ₁₆ x ³ / ₁₆	11.975	.065	304.17	1.65					12.375	12.025		12.350		12.000
382	13 x 13 ³ / ₁₆ x ³ / ₁₆	12.975	.065	329.57	1.65					13.375	13.025		13.350		13.000
383	14 x 14 ³ / ₁₆ x ³ / ₁₆	13.975	.070	354.97	1.78					14.375	14.025		14.350		14.000
384	15 x 15 ³ / ₁₆ x ³ / ₁₆	14.975	.070	380.37	1.78					15.375	15.025		15.350		15.000
385	16 x 16 ³ / ₁₆ x ³ / ₁₆	15.955	.075	405.26	1.90					16.375	16.025		16.350		16.000
386	17 x 17 ³ / ₁₆ x ³ / ₁₆	16.955	.075	430.66	1.90					17.375	17.025		17.350		17.000
387	18 x 18 ³ / ₁₆ x ³ / ₁₆	17.955	.080	456.06	2.15					18.375	18.025		18.350		18.000
388	19 x 19 ³ / ₁₆ x ³ / ₁₆	18.952	.090	481.38	2.25					19.375	19.025		19.350		19.000
389	20 x 20 ³ / ₁₆ x ³ / ₁₆	19.952	.095	506.78	2.40					20.375	20.025		20.350		20.000
390	21 x 21 ³ / ₁₆ x ³ / ₁₆	20.952	.095	532.18	2.40					21.375	21.025		21.350		21.000
391	22 x 22 ³ / ₁₆ x ³ / ₁₆	21.952	.100	557.58	2.55					22.375	22.025		22.350		22.000
392	23 x 23 ³ / ₁₆ x ³ / ₁₆	22.940	.105	582.68	2.75					23.375	23.025		23.350		23.000
393	24 x 24 ³ / ₁₆ x ³ / ₁₆	23.940	.110	608.08	2.80					24.375	24.025		24.350		24.000
394	25 x 25 ³ / ₁₆ x ³ / ₁₆	24.940	.115	633.48	2.90					25.375	25.025		25.350		25.000
395	26 x 26 ³ / ₁₆ x ³ / ₁₆	25.940	.120	658.88	3.05					26.375	26.025		26.350		26.000
425	4 ¹ / ₂ x 5 x ¹ / ₄	4.475	.033	113.67	.084					.275	.006	6.99	0.15	5.000	4.544
624	4 ¹ / ₁₆ x 5 ¹ / ₁₆ x ¹ / ₄	4.516	.015	114.70	0.38	5.125	4.669	4.657	5.081					5.093	4.625
426	4 ³ / ₈ x 5 ¹ / ₈ x ¹ / ₄	4.600	.033	116.84	.084	5.250	4.794	4.782	5.206					5.218	4.750
427	4 ³ / ₄ x 5 ¹ / ₄ x ¹ / ₄	4.725	.033	120.02	.084	5.375	4.919	4.907	5.331					5.343	4.875
428	4 ⁷ / ₈ x 5 ³ / ₈ x ¹ / ₄	4.850	.015	123.19	.084	5.500	5.044	5.032	5.456					5.468	5.000
429	5 x 5 ¹ / ₂ x ¹ / ₄	4.975	.037	126.37	.094	5.625	5.169	5.157	5.581					5.593	5.125
430	5 ¹ / ₈ x 5 ³ / ₈ x ¹ / ₄	5.100	.037	129.54	.094	5.750	5.294	5.282	5.706					5.718	5.250
431	5 ¹ / ₄ x 5 ³ / ₄ x ¹ / ₄	5.225	.023	132.72	.094	5.875	5.419	5.407	5.831					5.843	5.375
626	5 ³ / ₈ x 5 ⁷ / ₈ x ¹ / ₄	5.297	.023	134.50	0.58	6.000	5.544	5.532	5.956					5.968	5.500
432	5 ³ / ₄ x 6 x ¹ / ₄	5.350	.037	135.89	.094	6.125	5.669	5.657	6.081					6.093	5.625
433	5 ¹ / ₂ x 6 x ¹ / ₄	5.475	.037	139.07	.094	6.250	5.794	5.782	6.206					6.218	5.750
434	5 ⁵ / ₈ x 6 ¹ / ₈ x ¹ / ₄	5.600	.037	142.24	.094	6.375	5.919	5.907	6.331					6.343	5.875
435	5 ³ / ₄ x 6 ¹ / ₄ x ¹ / ₄	5.725	.037	145.42	.094	6.500	6.044	6.032	6.456					6.468	6.000
436	5 ⁷ / ₈ x 6 ³ / ₈ x ¹ / ₄	5.850	.037	148.59	.094	6.625	6.169	6.157	6.581					6.593	6.125
437	6 x 6 ¹ / ₂ x ¹ / ₄	5.975	.023	151.77	.094	6.750	6.294	6.282	6.706					6.718	6.250
872	6 ¹ / ₈ x 6 ⁵ / ₈ x ¹ / ₄	6.125	.023	155.60	0.58	6.875	6.419	6.407	6.831					6.843	6.375
438	6 ¹ / ₄ x 6 ³ / ₄ x ¹ / ₄	6.225	.023	158.12	1.02	7.000	6.544	6.532	6.956					6.968	6.500
627	6 ¹ / ₂ x 7 x ¹ / ₄	6.281	.023	159.50	0.58	7.125	6.669	6.657	7.081					7.093	6.625
874	6 ³ / ₈ x 7 ¹ / ₈ x ¹ / ₄	6.375	.023	161.90	0.58	7.250	6.794	6.782	7.206	7.218	6.750				
439	6 ¹ / ₂ x 7 x ¹ / ₄	6.475	.023	164.47	1.08	7.375	6.919	6.907	7.331	7.343	6.875				
628	6 ⁵ / ₁₆ x 7 ¹ / ₁₆ x ¹ / ₄	6.563	.023	166.70	0.58	7.500	7.044	7.032	7.456	7.468	7.000				
876	6 ³ / ₄ x 7 ¹ / ₄ x ¹ / ₄	6.625	.023	168.30	0.58	7.625	7.169	7.157	7.581	7.593	7.125				
440	6 ³ / ₄ x 7 ¹ / ₄ x ¹ / ₄	6.725	.040	170.82	1.02	7.750	7.294	7.282	7.706	7.718	7.250				
878	6 ⁷ / ₈ x 7 ¹ / ₈ x ¹ / ₄	6.875	.023	174.60	0.58	7.875	7.419	7.407	7.831	7.843	7.375				
441	7 x 7 ¹ / ₂ x ¹ / ₄	6.975	.030	177.17	1.02	8.000	7.544	7.532	7.956	7.968	7.500				
880	7 ¹ / ₈ x 7 ⁵ / ₈ x ¹ / ₄	7.125	.030	181.00	0.76	8.125	7.669	7.657	8.081	8.093	7.625				
442	7 ¹ / ₄ x 7 ³ / ₄ x ¹ / ₄	7.225	.030	183.52	1.14	8.250	7.794	7.782	8.206	8.218	7.750				
882	7 ³ / ₈ x 7 ¹ / ₈ x ¹ / ₄	7.375	.030	187.30	0.76	8.375	7.919	7.907	8.331	8.343	7.875				
443	7 ¹ / ₂ x 8 x ¹ / ₄	7.475	.030	189.87	1.14	8.500	8.044	8.032	8.456	8.468	8.000				
884	7 ⁵ / ₈ x 8 ¹ / ₈ x ¹ / ₄	7.625	.030	193.70	0.76	8.625	8.169	8.157	8.581	8.593	8.125				
444	7 ³ / ₄ x 8 ¹ / ₄ x ¹ / ₄	7.725	.030	196.22	1.14	8.750	8.294	8.282	8.706	8.718	8.250				
886	7 ⁷ / ₈ x 8 ³ / ₈ x ¹ / ₄	7.875	.030	200.00	0.76	8.875	8.419	8.407	8.831	8.843	8.375				
445	8 x 8 ¹ / ₂ x ¹ / ₄	7.975	.030	202.57	1.14	9.000	8.544	8.532	8.956	8.968	8.500				
674	8 ¹ / ₄ x 8 ³ / ₄ x ¹ / ₄	8.225	.030	208.92	0.76										
446	8 ¹ / ₂ x 9 x ¹ / ₄	8.475	.030	215.27	1.40										

Standard Metric 'O' Ring range

Sizes to BS 4518



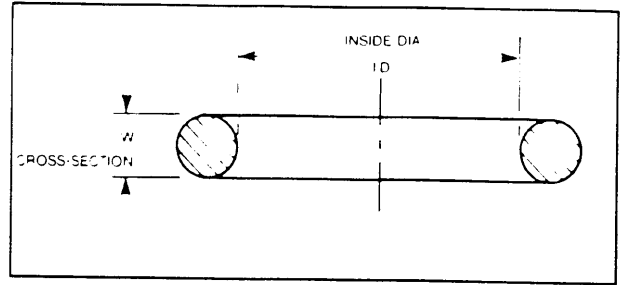
SECTION 3

PART No.	INTERNAL DIA		CROSS SECTION	
	ID	±	W	±
0031-16	3.1	0.15	1.6	0.08
0041-16	4.1			
0051-16	5.1			
0061-16	6.1			
0071-16	7.1			
0081-16	8.1			
0091-16	9.1			
0101-16	10.1			
0111-16	11.1	0.20		
0121-16	12.1			
0131-16	13.1			
0141-16	14.1			
0151-16	15.1			
0161-16	16.1			
0171-16	17.1			
0181-16	18.1			
0191-16	19.1			
0221-16	22.1			
0251-16	25.1			
0271-16	27.1			
0291-16	29.1			
0321-16	32.1	0.30		
0351-16	35.1			
0371-16	37.1			
0036-24	3.6	0.15	2.4	0.08
0046-24	4.6			
0056-24	5.6			
0066-24	6.6			
0076-24	7.6			
0086-24	8.6			
0096-24	9.6			
0106-24	10.6			
0116-24	11.6	0.20		
0126-24	12.6			
0136-24	13.6			
0146-24	14.6			
0156-24	15.6			
0166-24	16.6			
0176-24	17.6			

PART No.	INTERNAL DIA		CROSS SECTION		
	ID	±	W	±	
0186-24	18.6	0.25	2.4	0.08	
0196-24	19.6				
0216-24	21.6				
0246-24	24.6				
0276-24	27.6				
0296-24	29.6				
0316-24	31.6				0.30
0346-24	34.6				
0376-24	37.6				
0396-24	39.6				
0416-24	41.6				
0446-24	44.6				
0476-24	47.6				
0496-24	49.6	0.40			
0516-24	51.6				
0546-24	54.6				
0576-24	57.6				
0596-24	59.6				
0616-24	61.6				
0646-24	64.6				
0676-24	67.6				
0696-24	69.6				
0195-30	19.5	0.25	3.0	0.1	
0215-30	21.5				
0225-30	22.5				
0245-30	24.5				
0255-30	25.5				
0265-30	26.5				
0275-30	27.5				
0295-30	29.5				0.3
0315-30	31.5				
0325-30	32.5				
0345-30	34.5				
0355-30	35.5				
0365-30	36.5				
0375-30	37.5				
0395-30	39.5				
0415-30	41.5				
0425-30	42.5				

Standard Metric 'O' Ring range

Sizes to BS 4518



PART No.	INTERNAL DIA		CROSS SECTION	
	ID	±	W	±
0445-30	44.5	0.4	3.0	0.1
0495-30	49.5			
0595-30	59.5			
0645-30	64.5			
0695-30	69.5			
0745-30	74.5			
0795-30	79.5			
0845-30	84.5			
0895-30	89.5	0.5		
0945-30	94.5			
0995-30	99.5			
1045-30	104.5			
1095-30	109.5			
1145-30	114.5			
1195-30	119.5			
1245-30	124.5	0.6		
1295-30	129.5			
1345-30	134.5			
1395-30	139.5			
1445-30	144.5			
1495-30	149.5			
1545-30	154.5			
1595-30	159.5			
1645-30	164.5			
1695-30	169.5			
1745-30	174.5			
1795-30	179.5			
1845-30	184.5	0.8		
1895-30	189.5			
1945-30	194.5			
1995-30	199.5			
2095-30	209.5			
2195-30	219.5			
2295-30	229.5			
2395-30	239.5			
2495-30	249.5			
0443-57	44.3	0.3		
0453-57	45.3			
0493-57	49.3			

PART No.	INTERNAL DIA		CROSS SECTION	
	ID	±	W	±
0523-57	52.3	0.4	5.7	0.12
0543-57	54.3			
0593-57	59.3			
0623-57	62.3			
0643-57	64.3			
0693-57	69.3			
0743-57	74.3			
0793-57	79.3			
0843-57	84.3	0.5		
0893-57	89.3			
0943-57	94.3			
0993-57	99.3			
1043-57	104.3			
1093-57	109.3			
1143-57	114.3			
1193-57	119.3			
1243-57	124.3	0.6		
1293-57	129.3			
1343-57	134.3			
1393-57	139.3			
1443-57	144.3			
1493-57	149.3			
1543-57	154.3			
1593-57	159.3			
1643-57	164.3			
1693-57	169.3			
1743-57	174.3			
1793-57	179.3	0.8		
1843-57	184.3			
1893-57	189.3			
1943-57	194.3			
1993-57	199.3			
2093-57	209.3			
2193-57	219.3			
2293-57	229.3			
2493-57	249.3	1.0		
2593-57	259.3			
2693-57	269.3			
2793-57	279.3			

SECTION 3

