



## **SAW Components**

### **SAW RF low loss filter**

Satellite CSS

<b>Series/type:</b>	<b>B1668</b>
<b>Ordering code:</b>	<b>B39212-B1668-U510</b>
<b>Date:</b>	<b>October 01, 2010</b>
<b>Version:</b>	<b>2.0</b>



SAW Components

B1668

SAW RF low loss filter

2040.00 MHz

Data sheet



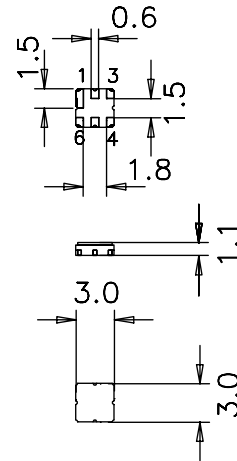
### Application

- Low-loss RF filter for digital video
- Impedance transformation from 200  $\Omega$  to 50  $\Omega$
- Balanced to unbalanced operation
- Usable passband 60.0 MHz



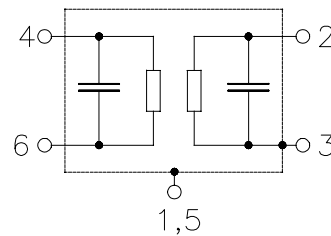
### Features

- Package size 3.0 x3.0 x 1.1 mm<sup>3</sup>
- Maximum height of 1.225 mm
- Package code DCC6D
- RoHS compatible
- Approximate weight 0.037 g
- Package for **Surface Mount Technology (SMT)**
- Ni, gold-plated terminals
- AEC-Q200 qualified component family
- **Electrostatic Sensitive Device (ESD)**



### Pin configuration

- 4,6 Input balanced
- 2 Output unbalanced
- 1,3,5 To be grounded





**SAW Components**

**B1668**

**SAW RF low loss filter**

**2040.00 MHz**

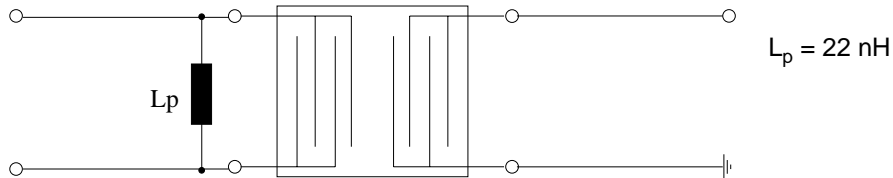
Data sheet



**Characteristics**

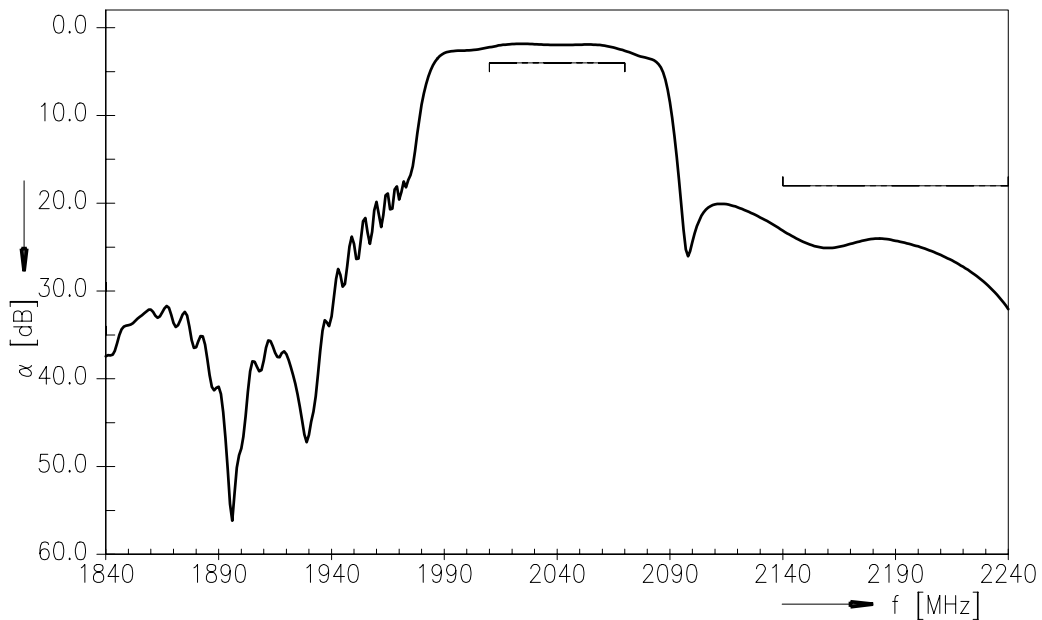
Temperature range for specification:  $T = -40\text{ °C to }+85\text{ °C}$   
 Terminating source impedance:  $Z_S = 200\Omega$  (balanced) and matching network  
 Terminating load impedance:  $Z_L = 50\Omega$

		min.	typ. @ 25 °C	max.	
<b>Nominal frequency</b>	$f_N$	—	2040.00	—	MHz
<b>Maximum insertion attenuation</b> 2010.0 ... 2070.0 MHz	$\alpha_{max}$	—	3.0	4.0	dB
<b>Amplitude ripple in any 30MHz band (p-p)</b> 2010.0 ... 2070.0 MHz	$\Delta\alpha$	—	1.1	2.5	dB
<b>Amplitude ripple (p-p)</b> 2010.0 ... 2070.0 MHz	$\Delta\alpha$	—	1.2	2.5	dB
<b>Differential to common mode ratio</b> ( $ S_{dd21}/S_{cd21} $ ) 2010.0 ... 2070.0 MHz		16.0	19.0	—	dB
<b>Input return loss</b>		6.0	8.0	—	dB
<b>Output return loss</b>		6.0	9.0	—	dB
<b>Attenuation</b>	$\alpha$				
50.0 ... 900.0 MHz		35	45	—	dB
1180.0 ... 1650.0 MHz		30	40	—	dB
1650.0 ... 1710.0 MHz		30	35	—	dB
2140.0 ... 5000.0 MHz		16	20	—	dB
<b>Group delay ripple (p-p)</b> 2010.0 ... 2070.0 MHz		—	15	35	ns

**Matching Network (element values depend on PCB layout)**

**Maximum ratings**

Operable temperature range	T	-40/+85	°C	
Storage temperature range	T <sub>stg</sub>	-40/+85	°C	
DC voltage	V <sub>DC</sub>	0	V	
ESD voltage	V <sub>ESD</sub>	50 <sup>1)</sup>	V	machine model, 1 pulse
Input power at 2010.0 ...2070.0 MHz	P <sub>IN</sub>	0	dBm	source impedance 200 Ω

1) according to JESD22-A115A (machine model), 1 negative &amp; 1 positive pulse.

**Transfer function**




SAW Components

B1668

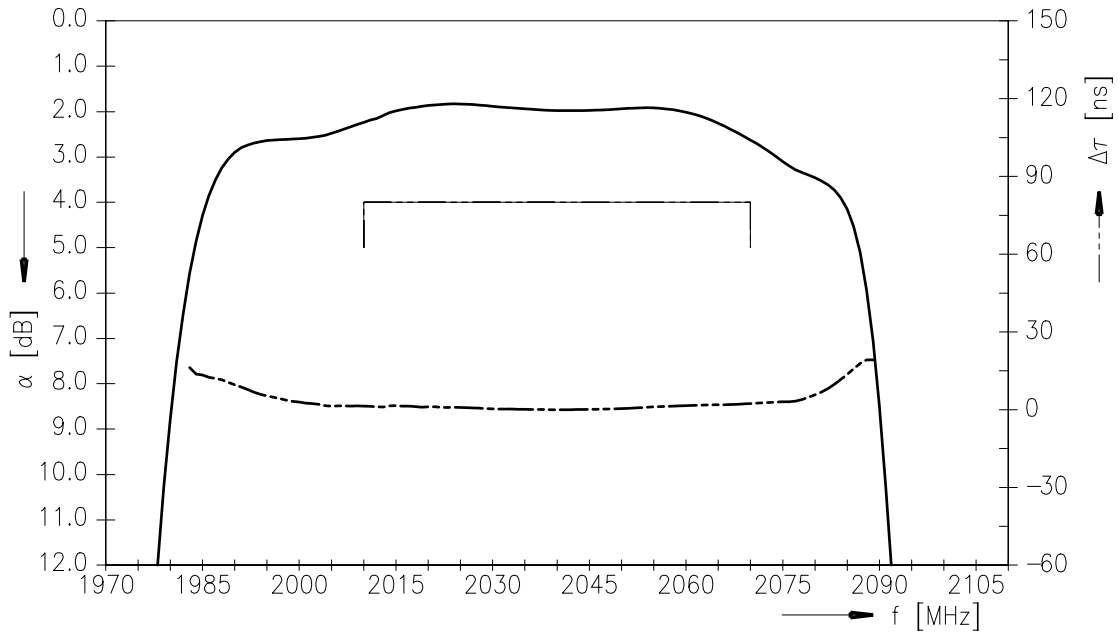
SAW RF low loss filter

2040.00 MHz

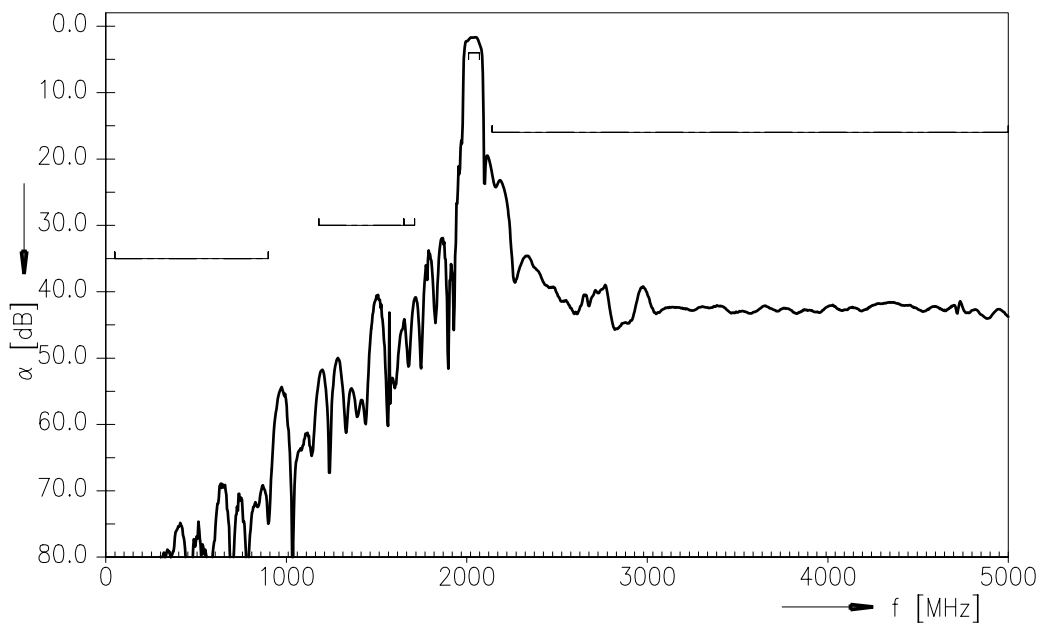
Data sheet



Transfer function (passband)



Transfer function (wideband)



Please read *cautions and warnings* and *important notes* at the end of this document.



<b>SAW Components</b>	<b>B1668</b>
<b>SAW RF low loss filter</b>	<b>2040.00 MHz</b>

Data sheet



## References

<b>Type</b>	B1668
<b>Ordering code</b>	B39212-B1668-U510
<b>Marking and package</b>	C61157-A7-A68
<b>Packaging</b>	F61074-V8168-Z000
<b>Date codes</b>	L_1126
<b>S-parameters</b>	B1668_NB.s3p B1668_WB.s3p see file header for port/pin assignment table.
<b>Soldering profile</b>	S_6001
<b>RoHS compatible</b>	defined as compatible with the following documents: "DIRECTIVE 2002/95/EC OF THE EUROPEAN PARLIAMENT AND OF THE COUNCIL of 27 January 2003 on the restriction of the use of certain hazardous substances in electrical and electronic equipment. 2005/618/EC from April 18th, 2005, amending Directive 2002/95/EC of the European Parliament and of the Council for the purposes of establishing the maximum concentration values for certain hazardous substances in electrical and electronic equipment."
<b>Matching coils</b>	See Inductor pdf-catalog <a href="http://www.tdk.co.jp/tefe02/coil.htm#aname1">http://www.tdk.co.jp/tefe02/coil.htm#aname1</a> and Data Library for circuit simulation <a href="http://www.tdk.co.jp/etvcl/index.htm">http://www.tdk.co.jp/etvcl/index.htm</a>

For further information please contact your local EPCOS sales office or visit our webpage at [www.epcos.com](http://www.epcos.com).

Published by EPCOS AG  
Surface Acoustic Wave Components Division  
P.O. Box 80 17 09, 81617 Munich, GERMANY

© EPCOS AG 2010. This brochure replaces the previous edition.

For questions on technology, prices and delivery please contact the Sales Offices of EPCOS AG or the international Representatives.

Due to technical requirements components may contain dangerous substances. For information on the type in question please also contact one of our Sales Offices.

Please read *cautions and warnings and important notes* at the end of this document.



## Important notes

The following applies to all products named in this publication:

1. Some parts of this publication contain **statements about the suitability of our products for certain areas of application**. These statements are based on our knowledge of typical requirements that are often placed on our products in the areas of application concerned. We nevertheless expressly point out **that such statements cannot be regarded as binding statements about the suitability of our products for a particular customer application**. As a rule, EPCOS is either unfamiliar with individual customer applications or less familiar with them than the customers themselves. For these reasons, it is always ultimately incumbent on the customer to check and decide whether an EPCOS product with the properties described in the product specification is suitable for use in a particular customer application.
2. We also point out that **in individual cases, a malfunction of electronic components or failure before the end of their usual service life cannot be completely ruled out in the current state of the art, even if they are operated as specified**. In customer applications requiring a very high level of operational safety and especially in customer applications in which the malfunction or failure of an electronic component could endanger human life or health (e.g. in accident prevention or life-saving systems), it must therefore be ensured by means of suitable design of the customer application or other action taken by the customer (e.g. installation of protective circuitry or redundancy) that no injury or damage is sustained by third parties in the event of malfunction or failure of an electronic component.
3. **The warnings, cautions and product-specific notes must be observed.**
4. In order to satisfy certain technical requirements, **some of the products described in this publication may contain substances subject to restrictions in certain jurisdictions (e.g. because they are classed as hazardous)**. Useful information on this will be found in our Material Data Sheets on the Internet ([www.epcos.com/material](http://www.epcos.com/material)). Should you have any more detailed questions, please contact our sales offices.
5. We constantly strive to improve our products. Consequently, **the products described in this publication may change from time to time**. The same is true of the corresponding product specifications. Please check therefore to what extent product descriptions and specifications contained in this publication are still applicable before or when you place an order. We also **reserve the right to discontinue production and delivery of products**. Consequently, we cannot guarantee that all products named in this publication will always be available. The aforementioned does not apply in the case of individual agreements deviating from the foregoing for customer-specific products.
6. Unless otherwise agreed in individual contracts, **all orders are subject to the current version of the "General Terms of Delivery for Products and Services in the Electrical Industry" published by the German Electrical and Electronics Industry Association (ZVEI)**.
7. The trade names EPCOS, BAOKE, Alu-X, CeraDiode, CSMP, CSSP, CTVS, DeltaCap, DigiSiMic, DSSP, FormFit, MiniBlue, MiniCell, MKD, MKK, MLSC, MotorCap, PCC, PhaseCap, PhaseCube, PhaseMod, PhiCap, SIFERRIT, SIFI, SIKOREL, SilverCap, SIMDAD, SiMic, SIMID, SineFormer, SIOV, SIP5D, SIP5K, ThermoFuse, WindCap are **trademarks registered or pending** in Europe and in other countries. Further information will be found on the Internet at [www.epcos.com/trademarks](http://www.epcos.com/trademarks).