

### 3.0A Surface Mount Schottky Rectifier

#### Features

- Low profile surface mount package
- Built-in strain relief
- High switching speed
- Low voltage drop, high efficiency
- Plastic package has Underwriters Laboratory Flammability Classification 94V-0
- RoHS compliant



SMA  
(DO-214AC)



#### Mechanical Data

<b>Case:</b>	JEDEC DO-214AC, Molded plastic body
<b>Terminals:</b>	Solder plated, solderable per MIL-STD-750, Method 2026
<b>Polarity:</b>	Color band denotes the cathode end
<b>Weight:</b>	0.002 ounce, 0.064 gram

#### Maximum Ratings & Electrical Characteristics ( $T_{Ambient}=25^{\circ}C$ unless noted otherwise)

Symbols	Description	SS 32A	SS 33A	SS 34A	SS 35A	SS 36A	SS 38A	SS 39A	SS 310A	Unit	Conditions
<b>VRRM</b>	Maximum Repetitive Peak Reverse Voltage	20	30	40	50	60	80	90	100	V	
<b>VRMS</b>	Maximum RMS Voltage	14	21	28	35	42	56	63	70	V	
<b>VDC</b>	Maximum DC Blocking Voltage	20	30	40	50	60	80	90	100	V	
<b>I(AV)</b>	Maximum Average Forward Rectified Current (FIG.1)	3.0								A	$T_L=105^{\circ}C$
<b>IFSM</b>	Peak Forward Surge Current	80								A	8.3ms single half sine-wave superimposed on rated load (JEDEC Method)
<b>VF</b>	Maximum Instantaneous Forward Voltage at 3.0A	0.50		0.75		0.85				V	Note1
<b>IR</b>	Maximum DC Reverse Current at Rated DC Blocking Voltage	0.5								mA	$T_A=25^{\circ}C$
		20		10							$T_A=100^{\circ}C$
<b>R<math>\theta</math>JA</b> <b>R<math>\theta</math>JL</b>	Typical Thermal Resistance	55								$^{\circ}C/W$	Note 2
		12									

# 3.0A Surface Mount Schottky Rectifier

## SS32A - SS310A

Symbols	Description	SS 32A	SS 33A	SS 34A	SS 35A	SS 36A	SS 38A	SS 39A	SS 310A	Unit	Conditions
T <sub>J</sub> T <sub>STG</sub>	Operating Junction and Storage Temperature Range	-55 to +150								°C	

- Note:** 1. Pulse test: 300µs pulse width, 1% duty cycle.  
 2. PCB mounted with 0.55" x 0.55" (14mm x 14mm) copper pads.

### Typical Characteristics Curves

Fig.1- Typical Forward Current Derating Curve

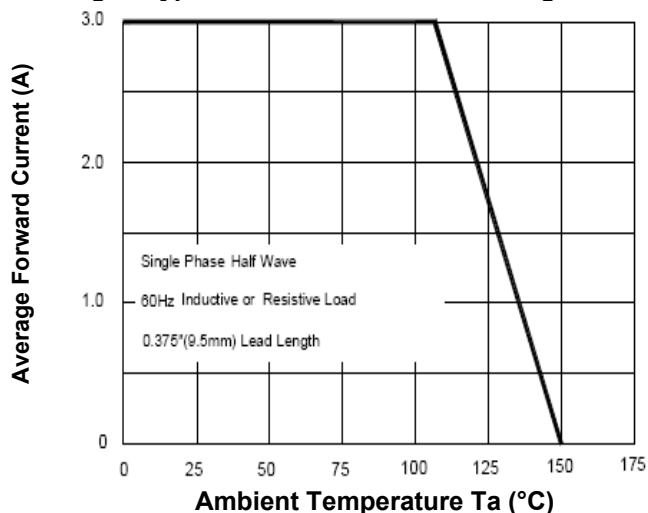


Fig.2- Max. Non-Repetitive Peak Forward Surge Current

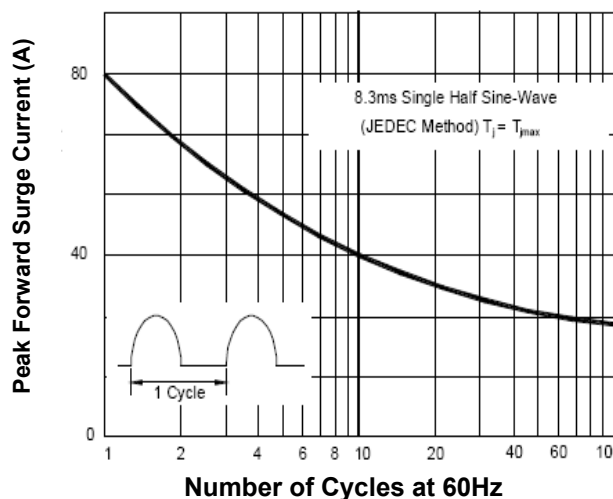


Fig.3- Typical Instantaneous Forward Characteristics

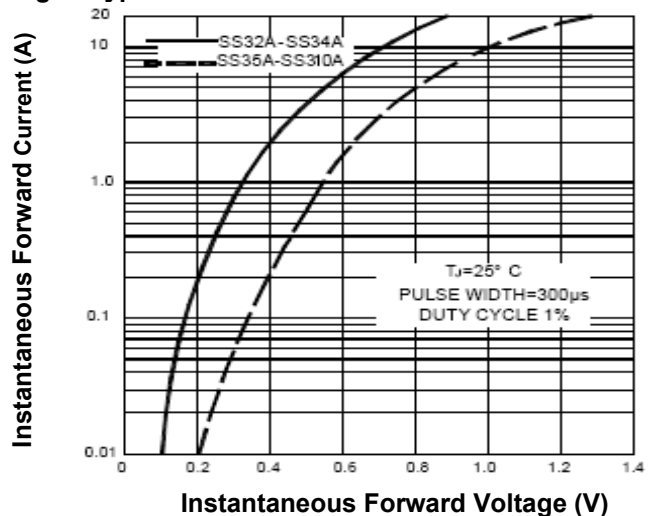
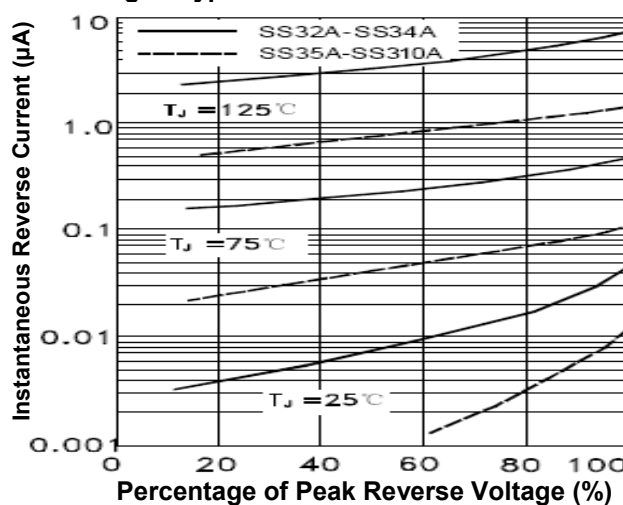


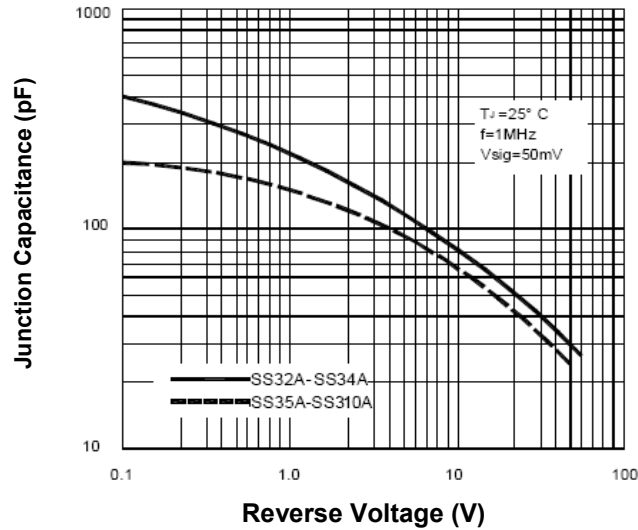
Fig.4- Typical Reverse Characteristics



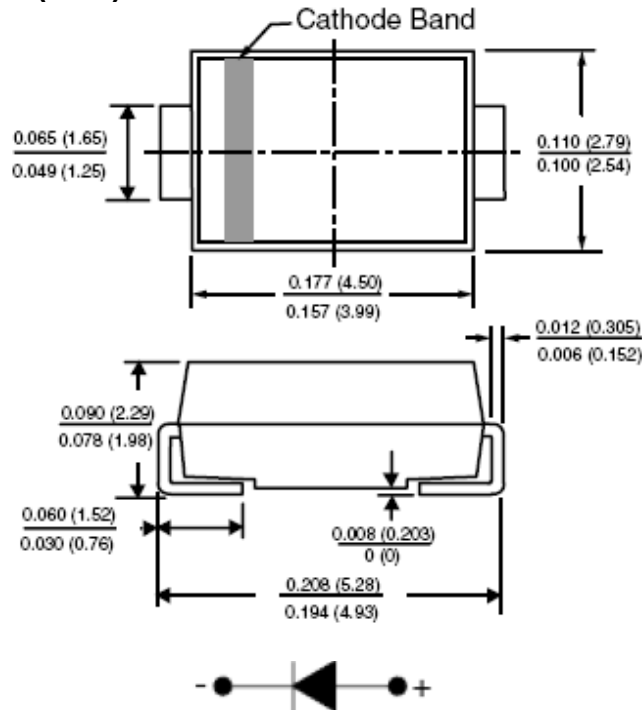
# 3.0A Surface Mount Schottky Rectifier

## SS32A - SS310A

Fig.5- Typical Junction Capacitance



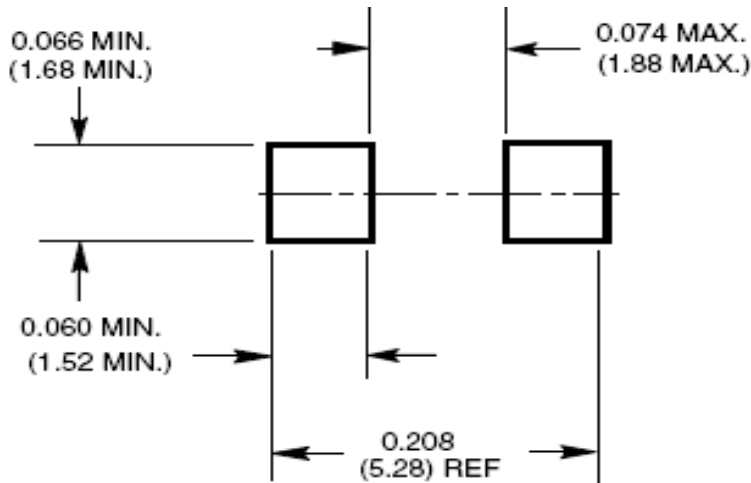
### Dimensions in inch (mm)



## 3.0A Surface Mount Schottky Rectifier

SS32A - SS310A

### Soldering Pad in inch (mm)



**SMA**

### How to contact us:

#### US HEADQUARTERS

28040 WEST HARRISON PARKWAY, VALENCIA, CA 91355-4162

Tel: (800) TAITRON (800) 824-8766 (661) 257-6060

Fax: (800) TAITFAX (800) 824-8329 (661) 257-6415

Email: [taitron@taitroncomponents.com](mailto:taitron@taitroncomponents.com)

Http://[www.taitroncomponents.com](http://www.taitroncomponents.com)

#### TAITRON COMPONENTS MEXICO, S.A .DE C.V.

BOULEVARD CENTRAL 5000 INTERIOR 5 PARQUE INDUSTRIAL ATITALAQUIA, HIDALGO C.P.  
42970 MEXICO

Tel: +52-55-5560-1519

Fax: +52-55-5560-2190

#### TAITRON COMPONENTS INCORPORATED REPRESENTAÇÕES DO BRASIL LTDA

RUA DOMINGOS DE MORAIS, 2777, 2.ANDAR, SALA 24 SAÚDE - SÃO PAULO-SP 04035-001 BRAZIL

Tel: +55-11-5574-7949

Fax: +55-11-5572-0052

#### TAITRON COMPONENTS INCORPORATED, SHANGHAI REPRESENTATIVE OFFICE

METROBANK PLAZA, 1160 WEST YAN' AN ROAD, SUITE 1503, SHANGHAI, 200052, CHINA

Tel: +86-21-5424-9942

Fax: +86-21-5424-9931