

EMC Components

ZGB-01U Series

EMC Filters for AC Power Supply Cased (Compact Size)

FEATURES

- These small and lightweight metal-cased EMC filters provide excellent EMC attenuation characteristics for differential mode noise components in the MF band.
- Leakage current is maintained at less than 1mA.
- Designed to ensure superior safety and reliability, easy implementation and maintenance.

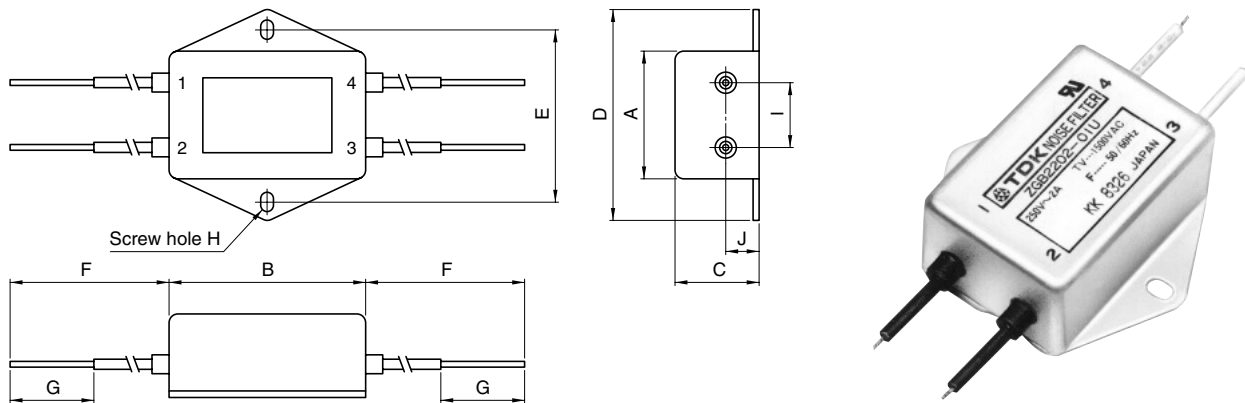
SAFETY STANDARDS

Part No.	UL
ZGB22R5-01U	E62388
ZGB2201-01U	E62388
ZGB2202-01U	E62388
ZGB2203-01U	E62388

APPLICATIONS

Digital applied devices (ECR, calculators, electronic scales, etc.), control devices, measurement devices, and other electronic equipment.

SHAPES AND DIMENSIONS



Dimensions in mm

Part No.	A	B	C	D	E	F	G	H	I	J
ZGB22R5-01U, 2201-01U, 2202-01U, 2203-01U	30	45	20	50	40	300	20	M3	15	7.5

- Case: metal, terminal: lead wire (UL1015AWG#22)

ELECTRICAL CHARACTERISTICS

Part No.	ZGB22R5-01U	ZGB2201-01U	ZGB2202-01U	ZGB2203-01U
Rated voltage Eac(V)	250	250	250	250
Rated current(A)	0.5	1	2	3
Test voltage Eac(V)[Between terminal and case]	1500	1500	1500	1500
Insulation resistance(MΩ) [DC, 500V, 1 min/between terminal and case]	100min.	100min.	100min.	100min.
Leakage current(mA)[250V • 60Hz]	1max.	1max.	1max.	1max.
DC resistance(mΩ)	3000max.	1200max.	540max.	300max.
Operating temperature range(°C)[Including self-temperature rise]	-10 to +85	-10 to +85	-10 to +85	-10 to +85
With derating over(°C)	55	55	55	55
Temperature rise(°C)	30max.	30max.	30max.	30max.
Attenuation frequency range (MHz)[+5 to +35°C]	Differential mode at 40dB			
	0.4 to 30	0.4 to 10	0.6 to 10	2 to 20
Weight(g)	75	75	75	75

EMC Components

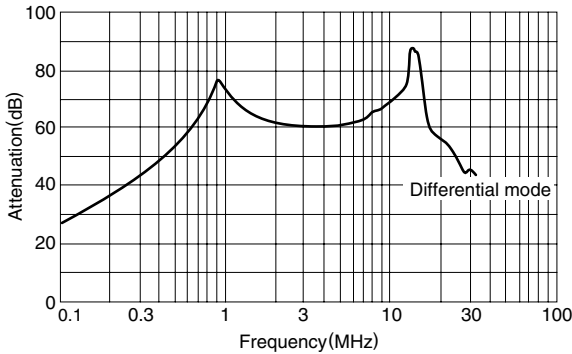
ZGB-01U Series

EMC Filters for AC Power Supply Cased (Compact Size)

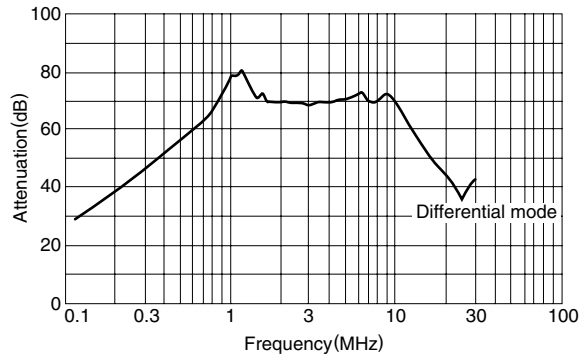
TYPICAL ELECTRICAL CHARACTERISTICS

ATTENUATION vs. FREQUENCY CHARACTERISTICS

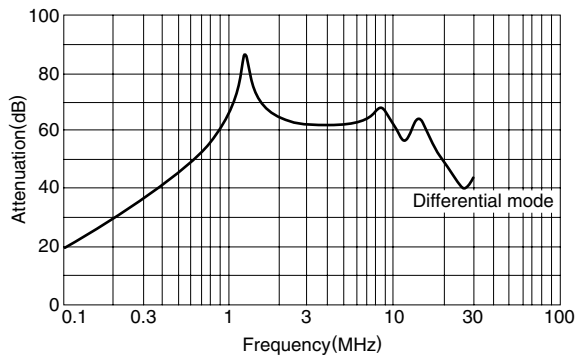
ZGB22R5-01U



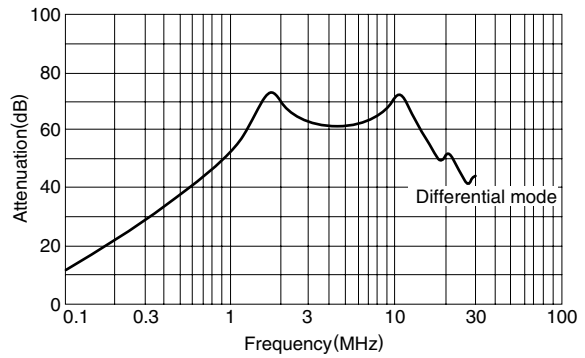
ZGB2201-01U



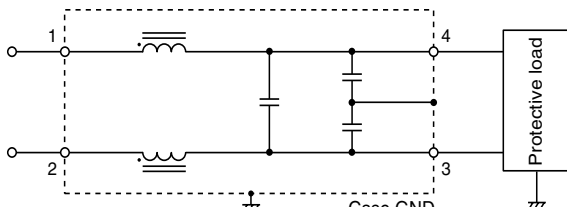
ZGB2202-01U



ZGB2203-01U



CIRCUIT DIAGRAM



INFORMATION

Please note that products and some specifications have changed as indicated below.

(1) Product Name Changes

- Old series name

ZGB12XX-11

→ New series name [ZGB22XX-01U]

- Old series name

ZGB22XX-01

New series products are all standardized to have the same size and dimensions.

(2) Specification Improvement

- Old series specifications

ZGB12XX-11

Rated voltage: AC.125V

Test voltage (between terminal and ground): AC.1000V

Leakage current (125V, 60Hz): 0.4mA max.

Regulatory approval: UL

Display method: Label

- Old series specifications

ZGB22XX-01

Rated voltage: AC.250V

Test voltage (between terminal and ground): AC.1500V

Leakage current (250V, 60Hz): 1mA max.

Regulatory approval: None

Display method: Label

- New series specifications

[ZGB22XX-01U]

Rated voltage: AC.250V

Test voltage (between terminal and ground): AC.1500V

Leakage current (125V, 60Hz): 0.4mA max.

Leakage current (250V, 60Hz): 1mA max.

Regulatory approval: UL

Display method: Seal