

Torqueleader 'Breaking' Torque Handles

Production Torque Handles for the consistent application of pre-set torque values to spanner and ratchet fittings.

Breaking mechanism

On reaching the pre-set torque value, these tools 'break' at a pivot point, indicating to the user that the set torque has been achieved.

TBN models automatically reset when force is released and return to the inline position..

Torque range

11 models cover a range of 0.2 - 135 N.m..

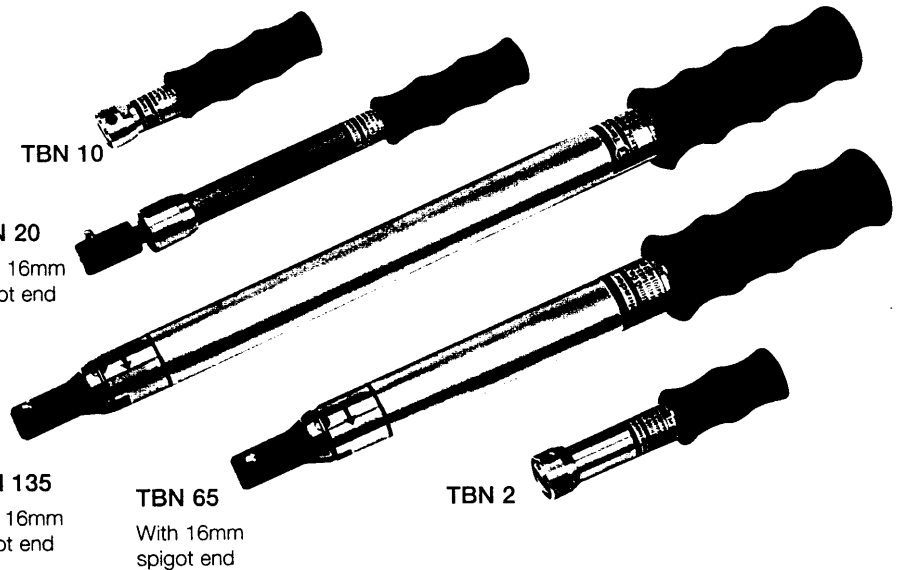
Choice of break angle

Models TBN 2 and TBN 10 are supplied with a removable stop collar which restricts the break angle to 20°. If the collar is removed, the break angle increases to 90°.

Models TBN 20, TBN 65 and TBN 135 all break at an angle of 20°.

Unique mechanism

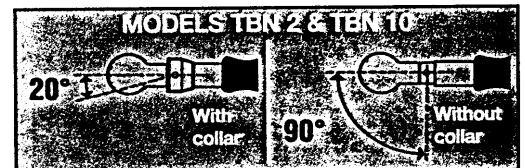
Models TBN 65 and TBN 135 feature a unique patented single direction mechanism, ensuring long tool life and repeatability accuracy over 100,000 cycles.



Certificate with TBN 2 & TBN 10 only, if supplied with end fitting attached.


Adjustment lock

New "Double Positive" torque adjustment locking system gives extra setting reliability.



Versatile tools

Compact, well balanced and strong, TBN handles are ideal for use in restricted spaces - suitable for most electro/mechanical/electrical applications up to 135 N.m.



Accessories

Comprehensive range of interchangeable end fittings - see page 52.

Designed and manufactured to meet the accuracy and repeatability requirements of ISO 6789:1992


Special end fittings can be made to order, to satisfy individual requirements.

TSN Electrical Switch and AM Transmitter Models are now available - see pages 24, 25 and 26 for details.


| MODEL | END FITTING STYLE | ORDERING CODE | RANGE | | | mm | | gm oz | |
|-----------|---------------------------------------|---------------|-----------|------------|------------|-----|------|-------|------|
| | | | N.m | lbf.in | kgf.cm | mm | in | gm | oz |
| TBN 2 | See page 47 | 011100 | 0.2 - 2.0 | 1.8 - 18 | 2 - 20 | 105 | 4.1 | 110 | 3.9 |
| TBN 10 | See page 47 | 011200 | 1.0 - 10 | 9.0 - 89 | 10 - 102 | 105 | 4.1 | 130 | 4.5 |
| TBN 20 | 16mm diameter spigot type | 011900 | 4.0 - 20 | 35 - 177 | 41 - 204 | 223 | 8.8 | 220 | 7.7 |
| TBN 20 G | 9 x 12 rectangular cavity German type | 011910 | 4.0 - 20 | 35 - 177 | 41 - 204 | 223 | 8.8 | 220 | 7.7 |
| TBN 20 W | Wedge Type (dovetail) | 011930 | 4.0 - 20 | 35 - 177 | 41 - 204 | 223 | 8.8 | 220 | 7.7 |
| TBN 65 | 16mm diameter spigot type | 011600 | 10 - 65 | 89 - 575 | 102 - 663 | 302 | 11.9 | 750 | 26.5 |
| TBN 65 G | 9 x 12 rectangular cavity German type | 011610 | 10 - 65 | 89 - 575 | 102 - 663 | 302 | 11.9 | 750 | 26.5 |
| TBN 65 W | Wedge Type (dovetail) | 011630 | 10 - 65 | 89 - 575 | 102 - 663 | 302 | 11.9 | 750 | 26.5 |
| TBN 135 | 16mm diameter spigot type | 011800 | 20 - 135 | 177 - 1195 | 204 - 1377 | 408 | 16.1 | 1050 | 37.2 |
| TBN 135 G | 9 x 12 rectangular cavity German type | 011810 | 20 - 135 | 177 - 1195 | 204 - 1377 | 408 | 16.1 | 1050 | 37.2 |
| TBN 135 W | Wedge Type (dovetail) | 011830 | 20 - 135 | 177 - 1195 | 204 - 1377 | 408 | 16.1 | 1050 | 37.2 |

NB. When ordering please specify model of TBN and size and type of end fittings required. TBN Models cannot be used without an end fitting attached.


■ Torqueleader Tools in Action



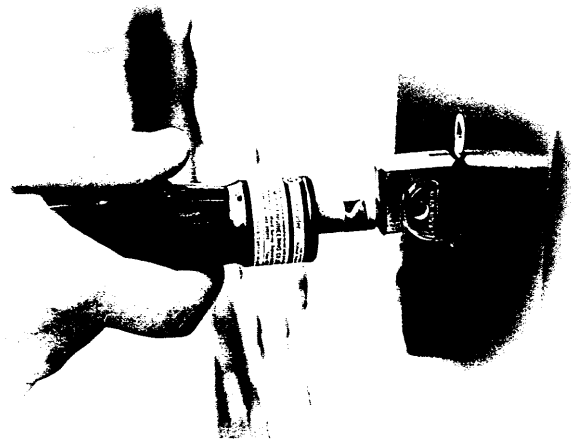
■ A TBN10 'Breaking' Torque Handle being used to assemble bicycle brake shoes at Raleigh Industries.




■ A TSN 55 Sw Switch Slipper Wrench signals optimum torque on Flymo mower blade securing bolts.




■ Torqueleader TSN Slipper Wrenches are used by De La Rue Systems for assembling bank note sorting machines.



■ Using a Standard Torque Limiting Screwdriver with a specially designed adapter to prevent damage to a suspect lock.



■ The Torqueleader TSC Calibrated Slipper Wrench is designed for versatility, including use in engine assembly.



■ West Midlands Travel use Torqueleader DDS Measuring Wrenches to tighten bus wheel nuts.