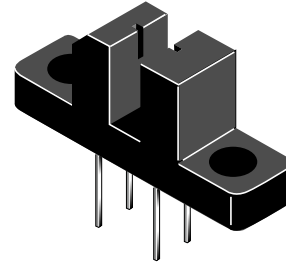
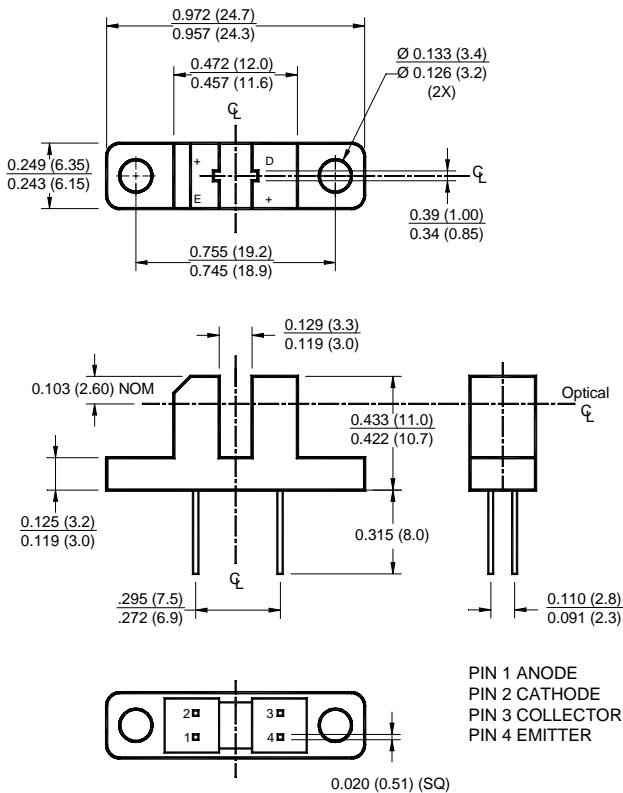
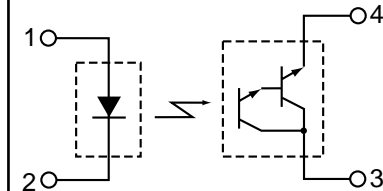


PACKAGE DIMENSIONS



SCHEMATIC



NOTES:

1. Dimensions for all drawings are in inches (mm).
2. Tolerance of $\pm .010$ (.25) on all non-nominal dimensions unless otherwise specified.

DESCRIPTION

The CNY29 is a gallium arsenide infrared emitting diode coupled with a silicon photo darlington in a plastic housing. The gap in the housing provides a means of interrupting the signal with tape, cards, shaft encoders, or other opaque material, switching the output from an "ON" to an "OFF" state.

FEATURES

- Opaque housing
- Low cost
- .035" apertures
- European "Pro Electron" registered

ABSOLUTE MAXIMUM RATINGS ($T_A = 25^\circ\text{C}$ unless otherwise specified)			
Parameter	Symbol	Rating	Unit
Operating Temperature	T_{OPR}	-55 to +100	$^\circ\text{C}$
Storage Temperature	T_{STG}	-55 to +100	$^\circ\text{C}$
Soldering Temperature (Iron) ^(2,3 and 4)	T_{SOL-I}	240 for 5 sec	$^\circ\text{C}$
Soldering Temperature (Flow) ^(2 and 3)	T_{SOL-F}	260 for 10 sec	$^\circ\text{C}$
INPUT (EMITTER)			
Continuous Forward Current	I_F	50	mA
Reverse Voltage	V_R	6	V
Power Dissipation ⁽¹⁾	P_D	100	mW
OUTPUT (SENSOR)			
Collector to Emitter Voltage	V_{CEO}	30	V
Emitter to Collector Voltage	V_{ECO}	6	V
Collector Current	I_C	40	mA
Power Dissipation ($T_C = 25^\circ\text{C}$) ⁽¹⁾	P_D	150	mW

NOTE:

1. Derate power dissipation linearly 1.67 mW/ $^\circ\text{C}$ above 25 $^\circ\text{C}$.
2. RMA flux is recommended.
3. Methanol or isopropyl alcohols are recommended as cleaning agents.
4. Soldering iron tip 1/16" (1.6mm) minimum from housing.

ELECTRICAL / OPTICAL CHARACTERISTICS ($T_A = 25^\circ\text{C}$)						
PARAMETER	TEST CONDITIONS	SYMBOL	MIN	TYP	MAX	UNITS
INPUT (EMITTER)						
Forward Voltage	$I_F = 10\text{ mA}$	V_F	—	—	1.7	V
Reverse Leakage Current	$V_R = 2\text{ V}$	I_R	—	—	10	μA
OUTPUT (SENSOR)						
Emitter to Collector Breakdown	$I_E = 100\ \mu\text{A}$, $E_e = 0$	BV_{ECO}	7.0	—	—	V
Collector to Emitter Breakdown	$I_C = 10\text{ mA}$, $E_e = 0$	BV_{CEO}	25	—	—	V
Collector to Emitter Leakage	$V_{CE} = 10\text{ V}$, $E_e = 0$	I_{CEO}	—	—	100	nA
COUPLED						
On-State Collector Current	$I_F = 20\text{ mA}$, $V_{CE} = 10\text{ V}$	$I_{C(ON)}$	2.5	—	—	mA
Saturation Voltage	$I_F = 20\text{ mA}$, $I_C = 0.5\text{ mA}$	$V_{CE(SAT)}$	—	—	1.2	V
Turn-On Time	$I_F = 10\text{ mA}$, $V_{CC} = 5\text{ V}$, $R_L = 750\ \Omega$	t_{on}	—	150	—	μs
Turn-Off Time	$I_F = 10\text{ mA}$, $V_{CC} = 5\text{ V}$, $R_L = 750\ \Omega$	t_{off}	—	150	—	μs

TYPICAL PERFORMANCE CURVES

Figure 1. Output Current vs. Input Current

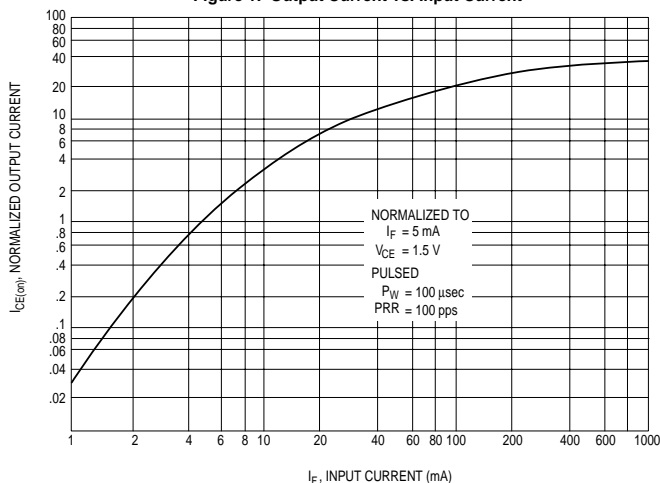


Figure 2. Output Current vs. Temperature

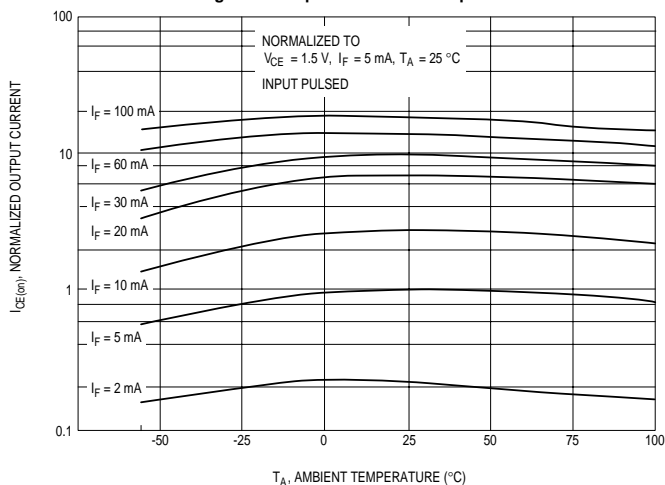
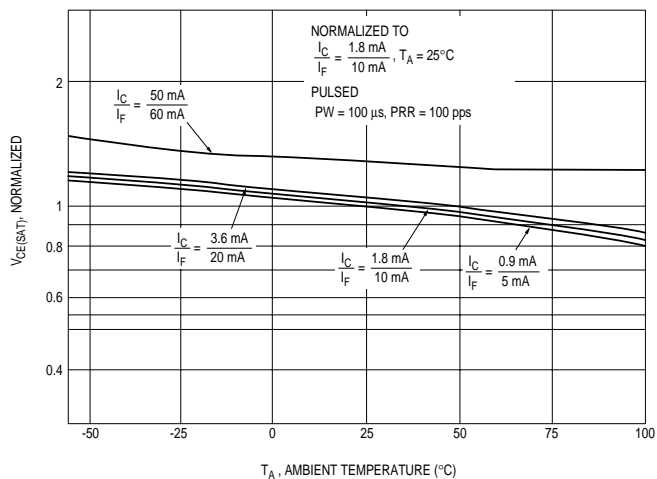


Figure 3. $V_{CE(SAT)}$ vs. Temperature



TYPICAL PERFORMANCE CURVES (CONTINUED)

Figure 4. Leakage Current vs. Temperature

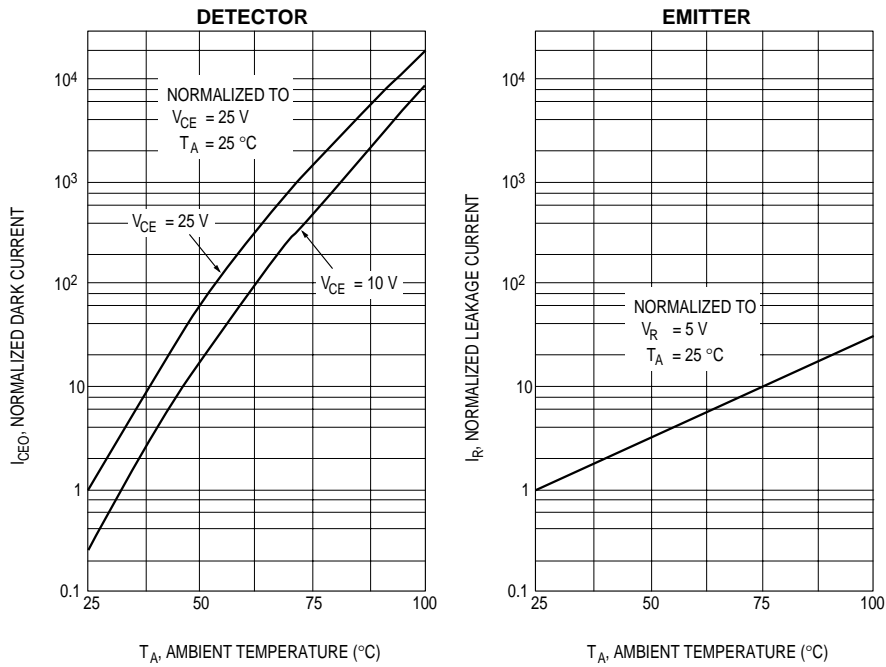


Figure 5. Switching Speed vs. RL

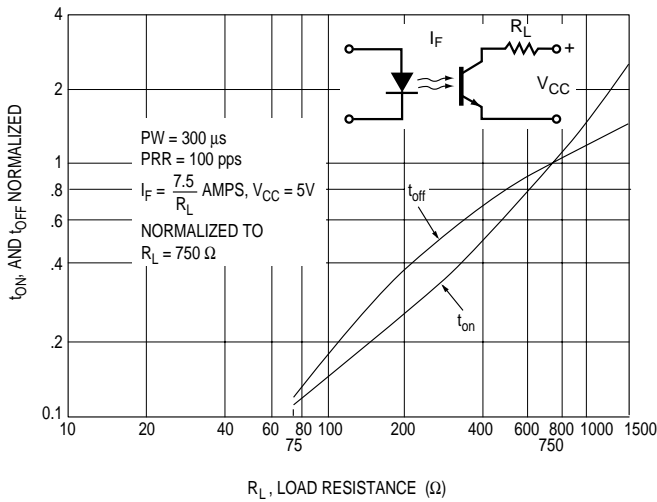
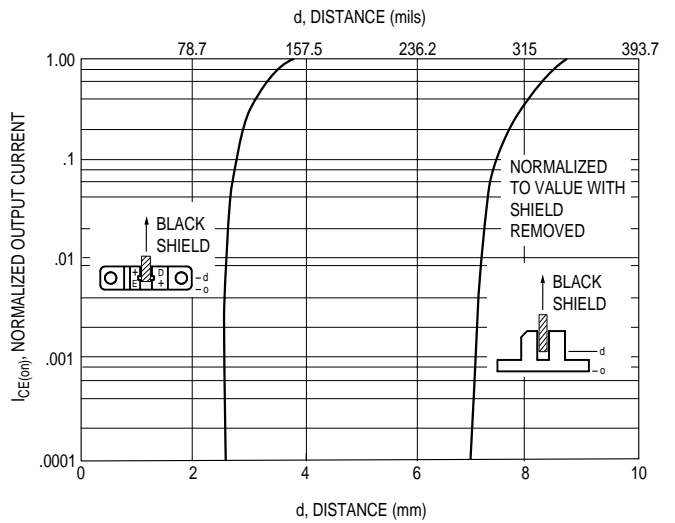


Figure 6. Output Current vs. Distance



DISCLAIMER

FAIRCHILD SEMICONDUCTOR RESERVES THE RIGHT TO MAKE CHANGES WITHOUT FURTHER NOTICE TO ANY PRODUCTS HEREIN TO IMPROVE RELIABILITY, FUNCTION OR DESIGN. FAIRCHILD DOES NOT ASSUME ANY LIABILITY ARISING OUT OF THE APPLICATION OR USE OF ANY PRODUCT OR CIRCUIT DESCRIBED HEREIN; NEITHER DOES IT CONVEY ANY LICENSE UNDER ITS PATENT RIGHTS, NOR THE RIGHTS OF OTHERS.

LIFE SUPPORT POLICY

FAIRCHILD'S PRODUCTS ARE NOT AUTHORIZED FOR USE AS CRITICAL COMPONENTS IN LIFE SUPPORT DEVICES OR SYSTEMS WITHOUT THE EXPRESS WRITTEN APPROVAL OF THE PRESIDENT OF FAIRCHILD SEMICONDUCTOR CORPORATION. As used herein:

1. Life support devices or systems are devices or systems which, (a) are intended for surgical implant into the body, or (b) support or sustain life, and (c) whose failure to perform when properly used in accordance with instructions for use provided in labeling, can be reasonably expected to result in a significant injury of the user.
2. A critical component in any component of a life support device or system whose failure to perform can be reasonably expected to cause the failure of the life support device or system, or to affect its safety or effectiveness.