



**Data Sheet**



Product Category: RF SAW Filter

Part Number	Package	Application	Last Modified
802-RF815.5M-B	3.0 x 3.0 SMD	iDEN Tx	Jan. 01, 2007

TYPE :

Low-Loss RF SAW Filter For iDEN Tx



PART NUMBER :

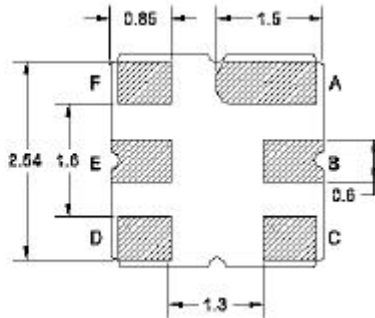
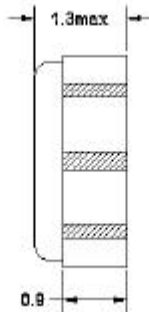
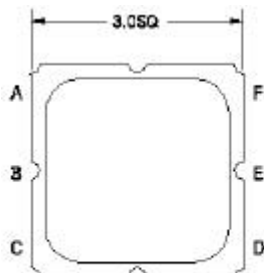
**802-RF815.5M-B**

**OPERATING CONDITIONS / ELECTRICAL CHARACTERISTICS**

PARAMETERS	Condition	Minimum	Typical	Maximum	Units
Center Frequency (Fo)	-	-	815.5	-	MHz
Maximum Insertion Loss	806.0~ 825.0 MHz	-	2.4	3.5	dB
Stop Band Attenuation:	851.0~ 866.0 MHz	40	46	-	dB
	935.0~940.0 MHz	35	40	-	
	960.65~ 979.65MHz	35	41	-	
	1115.30~ 1134.30 MHz	37	42	-	
	1269.95~ 1288.95 MHz	40	51	-	
	1612.0~ 1650.0 MHz	35	43	-	
1650.0~ 2600.0 MHz	25	30	-	-	
Source Impedance (single ended)*	-	-	50	-	ohm
Load Impedance (single ended)*	-	-	50	-	ohm
VSWR	806.0~ 825.0 MHz	-	1.7	2.0	dBp-p
Group delay ripple	806.0~ 825.0MHz	-	15	30	nsp-p
Maximum DC Voltage	-	-	-	5	V
Maximum Input Power	-	-	-	20	dBm
Operating Temperature	-	-30	-	+70	°C

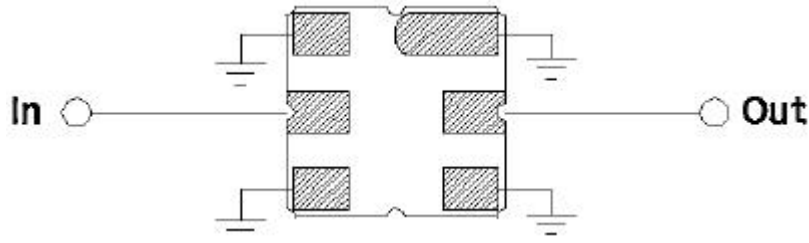
\* No Matching Network(Ref. Testing Enviroment Circuit as shown below)

**PACKAGE OUTLINE (mm)**



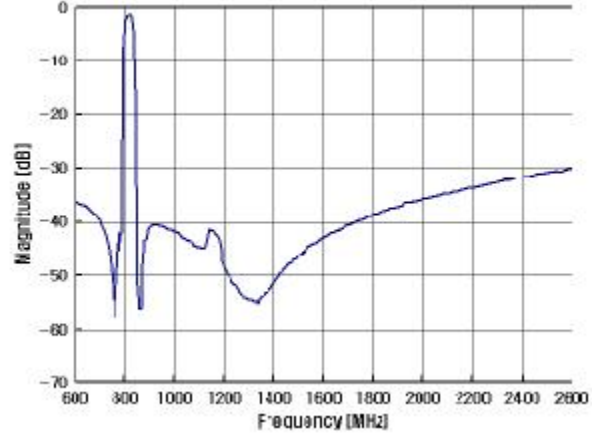
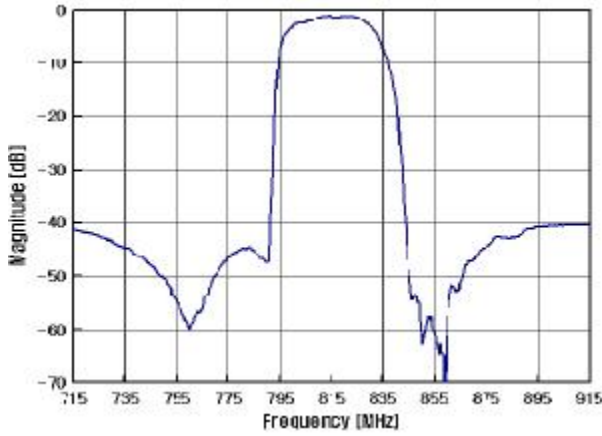
PIN LAYOUT	
A	Ground
B	Out
C	Ground
D	Ground
E	In
F	Ground

**TEST FIXTURE**

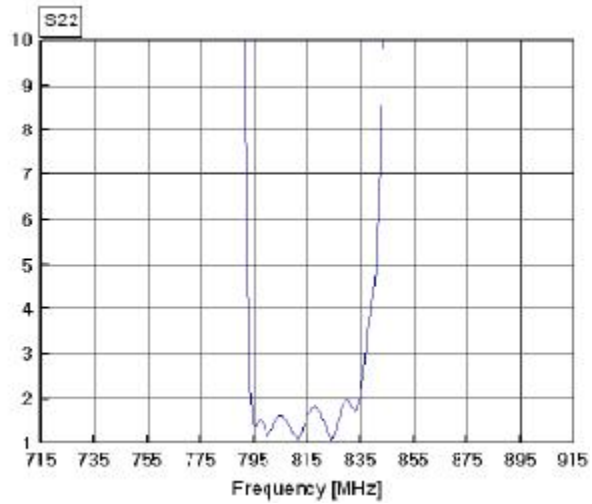
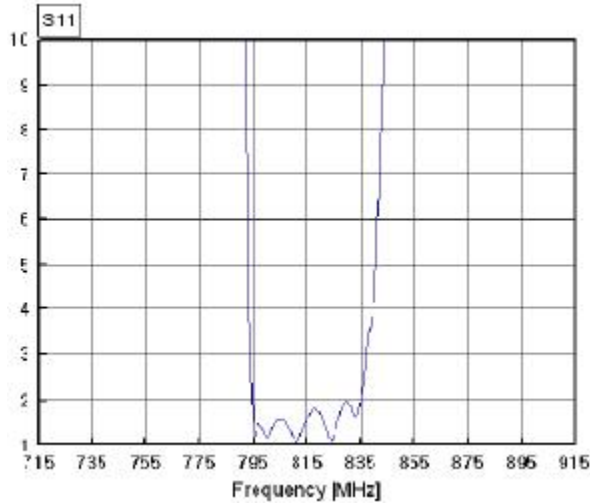


Load/ Source Impedance = 50 ohms

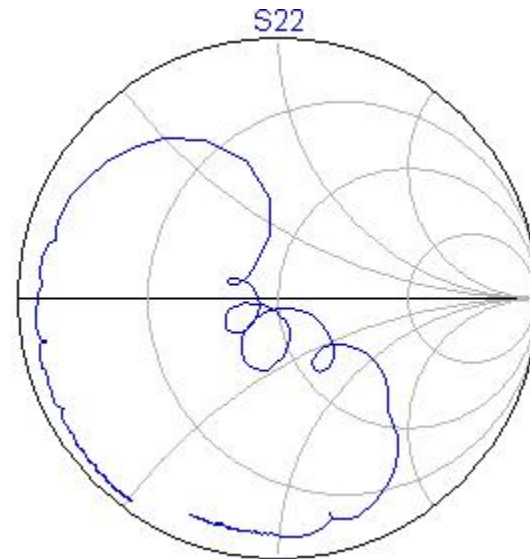
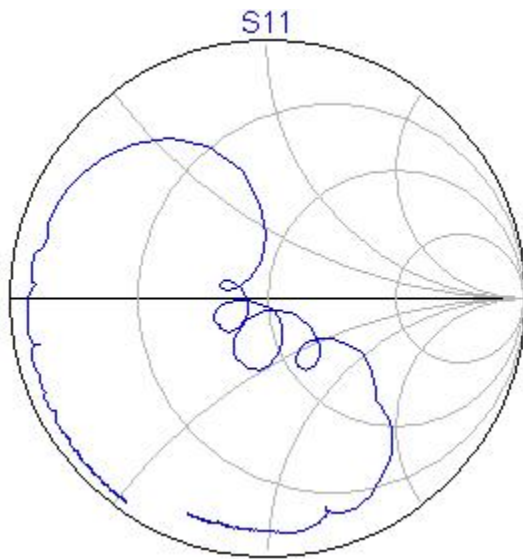
**FREQUENCY RESPONSE**



**VSWR**



**SMITH CHART**



**Oscilent Corporation** - CALL **949.252.0522**  
18195 East McDurrnott Street , Building D , Irvine , CA 92614 , USA  
Fax: 949.252.0599 , E-Mail: Sales@Oscilent.com

**Part No.:** 802-RF815.5M-B