

GaAlAs T-1 PACKAGE

INFRARED EMITTING DIODE

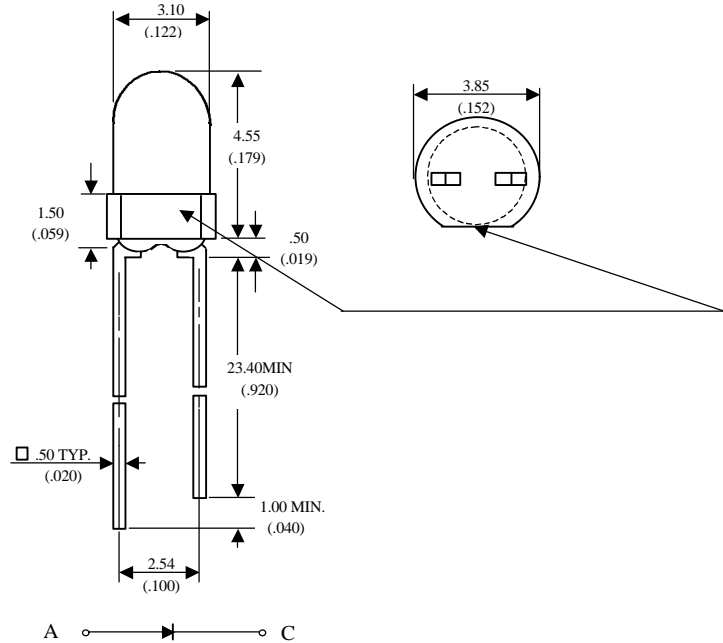
MIE-364L3

Description

The MIE-364L3 is a GaAlAs infrared LED having a peak wavelength at 880nm. It features high power, and molded in water clear plastic package with higher radiant intensity.

Package Dimensions

Unit : mm (inches)



Features

- High radiant intensity
- Standard T-1 (ϕ 3mm) package
- Peak wavelength $\lambda_p = 880$ nm
- Radiant angle : 35°

Notes :

1. Tolerance is ± 0.25 mm (.010") unless otherwise noted.
2. Protruded resin under flange is 0.5 mm (.019") max.
3. Lead spacing is measured where the leads emerge from the package.

Absolute Maximum Ratings

@ $T_A = 25^\circ\text{C}$

Parameter	Maximum Rating	Unit
Power Dissipation	120	mW
Peak Forward Current	1	A
Continuous Forward Current	100	mA
Reverse Voltage	5	V
Operating Temperature Range	-55°C to +100°C	
Storage Temperature Range	-55°C to +100°C	
Lead Soldering Temperature	260°C for 5 seconds	

UNI

Unity Opto Technology Co., Ltd.

02/04/2002

Optical-Electrical Characteristics

@ T_A=25°C

Parameter	Test Conditions	Symbol	Min.	Typ .	Max.	Unit
Radiant Intensity	I _F =20mA	I _e		2.2	-	mW/sr
Forward Voltage	I _F =50mA	V _F	-	1.4	1.7	V
Reverse Current	V _R =5V	I _R	-	-	100	μA
Peak Wavelength	I _F =20mA	λ _p	-	880	-	nm
Spectral Bandwidth	I _F =20mA	Δλ	-	80	-	nm
View Angle	I _F =20mA	2θ _{1/2}	-	35	-	deg .

Typical Optical-Electrical Characteristic Curves

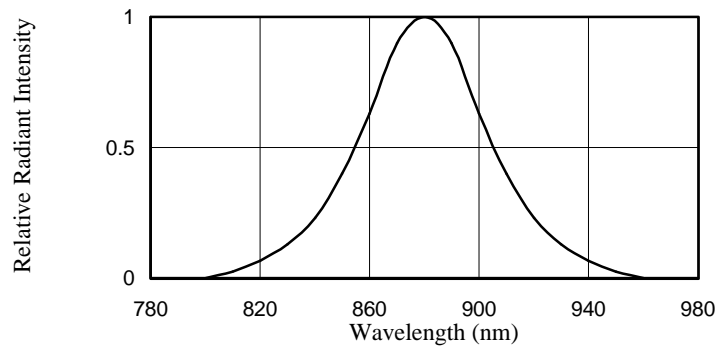


FIG.1 SPECTRAL DISTRIBUTION

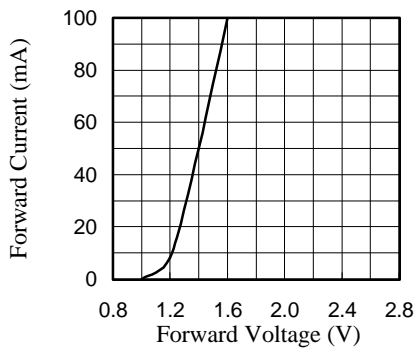


FIG.2 FORWARD CURRENT VS. FORWARD VOLTAGE

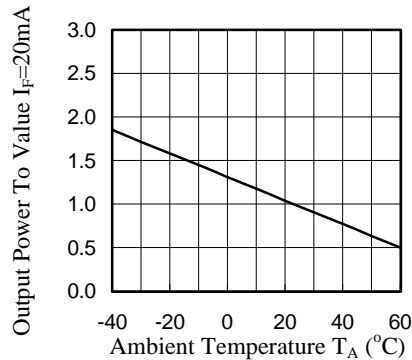


FIG.3 RELATIVE RADIANT INTENSITY VS. AMBIENT TEMPERATURE

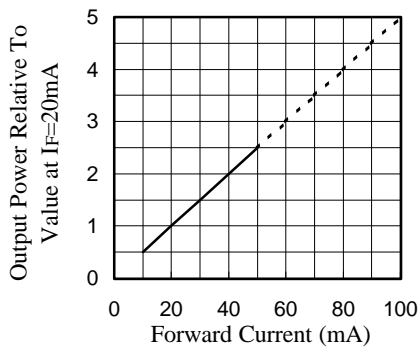


FIG.4 RELATIVE RADIANT INTENSITY VS. FORWARD CURRENT

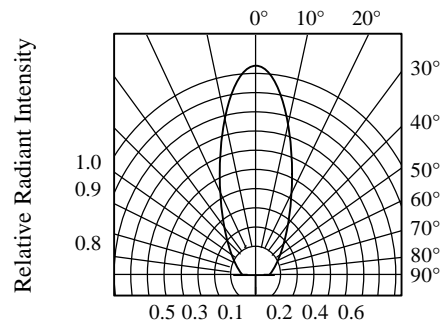


FIG.5 RADIATION DIAGRAM