

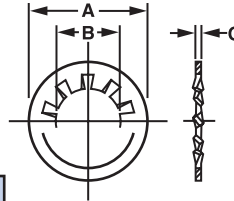
LOCK WASHERS

STANDARD

Internal Tooth Lock Washers

ORDER EXAMPLE:
903133 - S - 32
 Basic Part Number: 903133 Material: S Finish: 32
 See chart See page 278

American Standard Available Material (see page 276)	
S	Spring Steel HRC 42-47
SS	Stainless Steel, Type 304
B	Phosphorus Bronze conforming to ASM B159 Copper Alloy No. 510



METRIC

Metric Available Material (see page 276)	
S	Spring Steel HRC 42-47
SS	Stainless Steel, Type 304

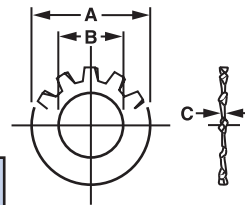
Basic Part Number	Normal Washer Size	A OD		B ID		C Thickness	
		Min	Max	Min	Max	Min	Max
903133	2	.175	.200	.089	.095	.010	.015
903135	4	.255	.270	.115	.123	.015	.019
903137	6	.275	.295	.141	.150	.017	.021
903139	8	.325	.340	.168	.176	.018	.023
903141	10	.365	.381	.195	.204	.020	.025
903143	1/4	.460	.478	.256	.267	.023	.028
903145	5/16	.594	.610	.320	.332	.028	.034
903147	3/8	.670	.694	.384	.398	.032	.040
903149	7/16	.740	.789	.448	.464	.032	.040

Basic Part Number	Normal Washer Size	A OD		B ID		C Thickness	
		Min	Max	Min	Max	Min	Max
903180	M2	4.40	4.70	2.25	2.40	.25	.35
903181	M2.5	5.35	5.45	2.65	2.80	.25	.35
903183	M3	6.85	7.35	3.15	3.30	.35	.50
903184	M3.5	7.55	8.05	3.65	3.80	.40	.55
903185	M4	8.25	8.75	4.15	4.30	.45	.60
903186	M5	10.00	10.50	5.15	5.30	.55	.70
903187	M6	12.20	12.95	6.20	6.50	.55	.70

STANDARD

External Tooth Lock Washers

American Standard Available Material (see page 276)	
S	Spring Steel HRC 42-47
SS	Stainless Steel, Type 304
B	Phosphorus Bronze conforming to ASM B159 Copper Alloy No. 510



METRIC

Metric Available Material (see page 276)	
S	Spring Steel HRC 42-47
SS	Stainless Steel, Type 304

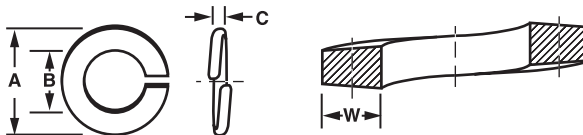
Basic Part Number	Normal Washer Size	A OD		B ID		C Thickness	
		Min	Max	Min	Max	Min	Max
Not Avail.	2	-	-	-	-	-	-
903132	4	.245	.260	.115	.123	.015	.019
903134	6	.305	.320	.141	.150	.016	.022
903136	8	.365	.381	.168	.176	.018	.023
903138	10	.395	.410	.195	.204	.020	.025
903140	12	.460	.475	.221	.231	.023	.028
903142	1/4	.494	.510	.256	.267	.023	.028
903144	5/16	.588	.610	.320	.332	.028	.034
903146	3/8	.670	.694	.384	.398	.032	.040
903148	7/16	.740	.760	.448	.464	.032	.040

Basic Part Number	Normal Washer Size	A OD		B ID		C Thickness	
		Min	Max	Min	Max	Min	Max
903188	M2	-	-	2.25	2.40	.25	.35
903189	M2.5	5.45	5.85	2.65	2.80	.25	.35
903190	M3	6.85	7.35	3.15	3.30	.35	.50
903191	M3.5	7.55	8.05	3.65	3.80	.40	.55
903192	M4	8.50	9.00	4.15	4.30	.45	.60
903193	M5	10.00	10.50	5.15	5.30	.50	.65
903194	M6	12.20	12.95	6.20	6.50	.55	.70

STANDARD

Split Lock Washers

American Standard Available Material (see page 276)	
S	Steel (1008)
SS	Stainless Steel (18-8)
B	Silicone Bronze conforming to ASM B99 Copper Alloy 651 or 655



METRIC

Metric Available Material (see page 276)	
S	Spring Steel HRC 44-51
SS	Stainless Steel, Type 304 or 316

Basic Part Number	Normal Washer Size	A OD	B ID		C Thickness	
			Min	Max	Washer Section Width*	Thickness
			Approx.		Approx.	
903150	2	.172	.088	.094	.035	.020
903152	4	.209	.115	.121	.040	.025
903154	5	.236	.128	.134	.047	.031
903156	6	.250	.141	.148	.047	.031
903158	8	.293	.168	.175	.055	.040
903160	10	.334	.194	.202	.062	.047
903162	12	.377	.221	.229	.070	.056
903164	1/4	.489	.255	.263	.109	.062
903166	5/16	.586	.318	.328	.125	.078
903168	3/8	.683	.382	.393	.141	.094
903170	7/16	.779	.446	.459	.156	.109

Basic Part Number	Screw Dia	A OD	B ID	C Thickness
903195	M2	4.4	2.1	.5
903196	M2.5	5.1	2.6	.6
903197	M3	6.2	3.1	.8
903198	M3.5	6.7	3.6	.8
903199	M4	7.6	4.1	.9
903200	M5	9.2	5.1	1.2
903201	M6	11.8	6.1	1.6

*American Standard washer width is approximate.