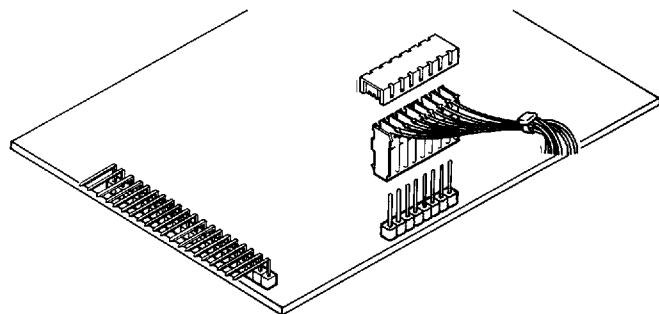
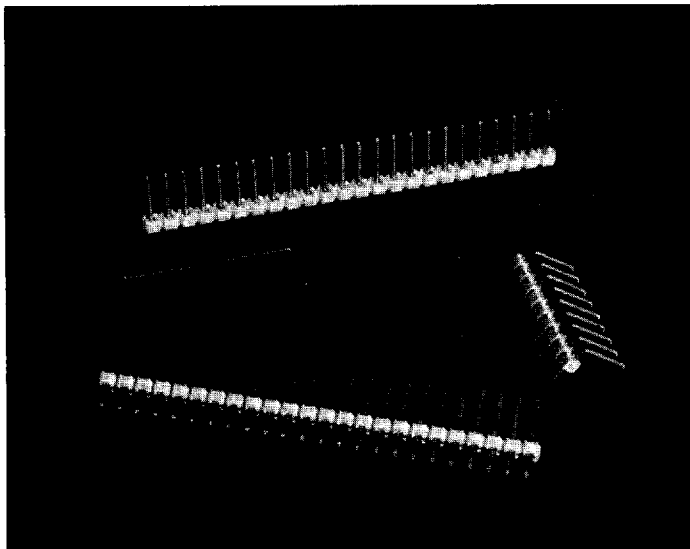


.156" ϕ Molded Wafer Flat Headers

A-61-05-07 D



A

PANDUIT'S .156" centerline molded wafer flat header is available in straight or right angle post versions in circuit sizes 2 through 24. The straight post is offered in a square or round pin. Each flat header wafer is breakable to length and end-to-end stackable providing the versatility to accommodate varied printed circuit board packaging requirements. Standard header pins are post plated with 200 μ " tin over nickel.

Performance Data

MATERIALS

- Wafer:** Polyester, U.L. 94 V-0 Rated
- Pin:** Copper Alloy
- Plating:** 200 μ " Tin Over Nickel
30 μ " Gold Over Nickel (Contact factory)
15 μ " Gold Over Nickel (Contact factory)

ELECTRICAL

- Current Rating:** 12.5 Amps Max. per pin
- Dielectric Withstanding Voltage:** 3.0 KVAC Min.*
- Insulation Resistance:** 5,000 Megohms Min.*

TEMPERATURE

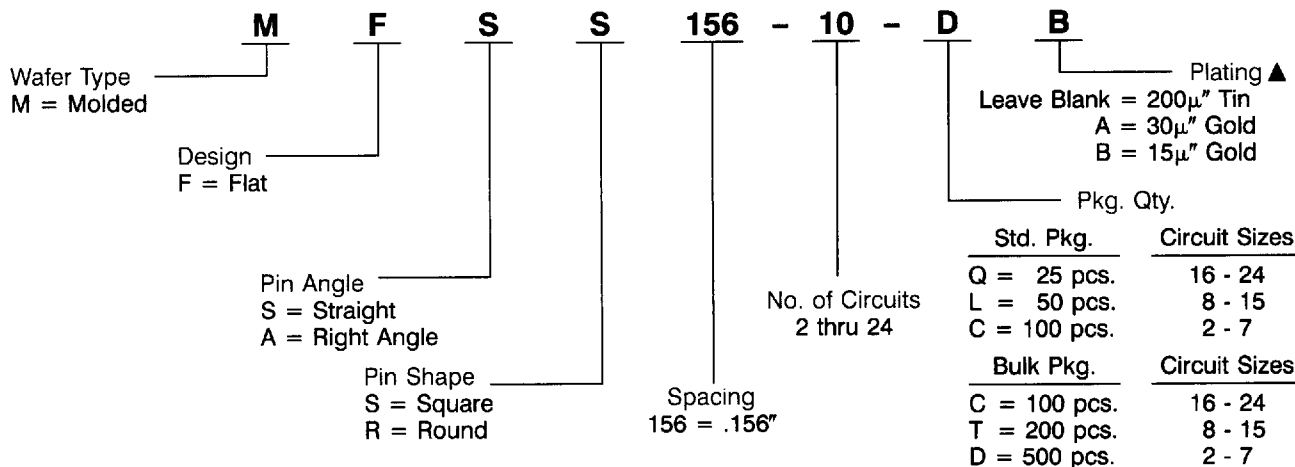
- Range:** -67°F to 221°F (-55°C to 105°C)

AGENCY APPROVALS

- U.L. Recognized — File No. E73711
- C.S.A. Certified — File No. 46657

* Between adjacent pins

Part Number System



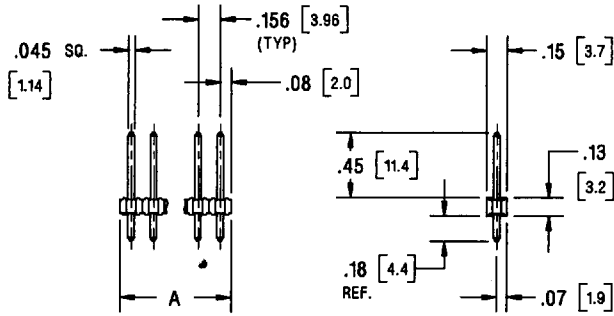
▲ = For 30 μ " or 15 μ " gold plating, contact factory.

A24 MAS-CON® IDC Connectors

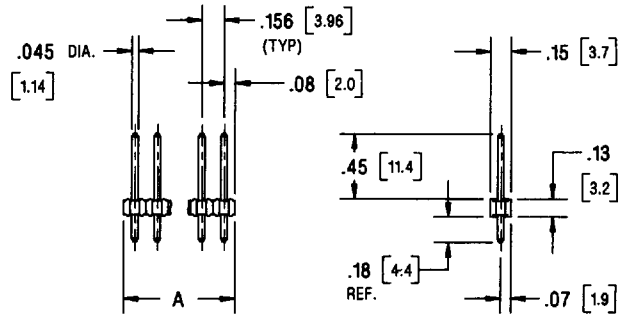
.156" \varnothing Molded Wafer Flat Headers 200 μ " (5.08 μ m) Tin Plating Dimension Drawing

A

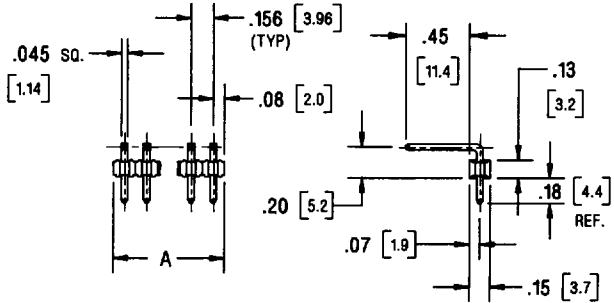
STRAIGHT SQUARE POST (TYPE MFSS)



STRAIGHT ROUND POST (TYPE MFSR)



RIGHT-ANGLED SQUARE POST (TYPE MFAS)



MATES TO CONNECTOR TYPE:
CE156F and CT156F

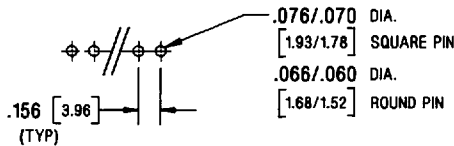


Dimensions

No. of Ckts.	A	No. of Ckts.	A
2	.312 (7.92)	14	2.184 (55.47)
3	.468 (11.89)	15	2.340 (59.44)
4	.624 (15.85)	16	2.496 (63.40)
5	.780 (19.81)	17	2.652 (67.36)
6	.936 (23.77)	18	2.808 (71.32)
7	1.092 (27.74)	19	2.964 (75.29)
8	1.248 (31.70)	20	3.120 (79.25)
9	1.404 (35.66)	21	3.276 (83.21)
10	1.560 (39.62)	22	3.432 (87.17)
11	1.716 (43.59)	23	3.588 (91.14)
12	1.872 (47.55)	24	3.744 (95.10)
13	2.028 (51.51)		

All dimensions shown in inches and (millimeters)

PRINTED CIRCUIT LAYOUT



Ordering Information

No. of Ckts.	Header Type			No. of Ckts.	Header Type		
	Straight Post Square Pin	Straight Post Round Pin	Right Angle Post Square Pin		Straight Post Square Pin	Straight Post Round Pin	Right Angle Post Square Pin
2	MFSS156-2-□	MFSR156-2-□	MFAS156-2-□	14	MFSS156-14-□	MFSR156-14-□	MFAS156-14-□
3	MFSS156-3-□	MFSR156-3-□	MFAS156-3-□	15	MFSS156-15-□	MFSR156-15-□	MFAS156-15-□
4	MFSS156-4-□	MFSR156-4-□	MFAS156-4-□	16	MFSS156-16-□	MFSR156-16-□	MFAS156-16-□
5	MFSS156-5-□	MFSR156-5-□	MFAS156-5-□	17	MFSS156-17-□	MFSR156-17-□	MFAS156-17-□
6	MFSS156-6-□	MFSR156-6-□	MFAS156-6-□	18	MFSS156-18-□	MFSR156-18-□	MFAS156-18-□
7	MFSS156-7-□	MFSR156-7-□	MFAS156-7-□	19	MFSS156-19-□	MFSR156-19-□	MFAS156-19-□
8	MFSS156-8-□	MFSR156-8-□	MFAS156-8-□	20	MFSS156-20-□	MFSR156-20-□	MFAS156-20-□
9	MFSS156-9-□	MFSR156-9-□	MFAS156-9-□	21	MFSS156-21-□	MFSR156-21-□	MFAS156-21-□
10	MFSS156-10-□	MFSR156-10-□	MFAS156-10-□	22	MFSS156-22-□	MFSR156-22-□	MFAS156-22-□
11	MFSS156-11-□	MFSR156-11-□	MFAS156-11-□	23	MFSS156-23-□	MFSR156-23-□	MFAS156-23-□
12	MFSS156-12-□	MFSR156-12-□	MFAS156-12-□	24	MFSS156-24-□	MFSR156-24-□	MFAS156-24-□
13	MFSS156-13-□	MFSR156-13-□	MFAS156-13-□				

NOTES:
1. □ Denotes packaging quantity offered. Please refer to "Part Number System" on Page A23.
2. Contact factory for gold plating.